

1996 SERVICE PARTS CATALOG

COMMERCIAL HUMMER H1

AM GENERAL LLC

408 South Byrkit Avenue
P.O. Box 728
Mishawaka, Indiana 46546-0728

AM General
Copyright ©1996
All Rights Reserved. Printed in U.S.A.

HUMMER® is a registered trademark of
General Motors Corporation.

TABLE OF CONTENTS

General Information	1
Engine	2
Fuel, Emissions and Exhaust	3
Cooling System	4
Transmission/Transfer Case	5
Wheels and Tires/ Central Tire Inflation System	6
Brake System	7
Steering System	8
Axles/Suspension/Frame	9
Body	10
Heating/Ventilation/ Air Conditioning (HVAC)	11
Electrical	12
Accessories	13
Index	14

1996 HUMMER PARTS CATALOG

TABLE OF CONTENTS 1

TITLE	PAGE NUMBER
SECTION 1. GENERAL INFORMATION	
General Information	1-1
SECTION 2. ENGINE	
Engine Assembly (Diesel)	2-2
Block Assembly and Cylinder Head (Diesel)	2-4
Crankshaft, Damper, Bearings, Pulley, and Flywheel (Diesel)	2-6
Piston Assembly, Rod Assembly, and Ring Set (Diesel)	2-8
Valves, Guides, and Rocker Arm Assemblies (Diesel)	2-10
Camshaft, Timing Chain, and Related Parts (Diesel)	2-12
Crankcase Cover Assembly and Rocker Cover (Diesel)	2-14
Engine Oil Pan, Pump, and Filler Tube (Diesel)	2-16
Oil Filter, Adapter, and Oil Line Fittings (Diesel)	2-18
Air Intake Manifold, Crankcase Depression Regulator Valve, and Mounting Hardware (Non-Turbo Diesel)	2-20
Air Intake Manifolds, Crankcase Depression Regulator Valve, Glowplug Controller, Turbo Pressure Sensor, and Air Intake Temperature Sensor (Turbo Diesel)	2-22
Turbocharger Assembly (Turbo Diesel)	2-24
Vacuum Pump, Serpentine Belt and Accessory Drive Brackets and Pulleys (Non-Turbo Diesel)	2-26
Vacuum Pump, Serpentine Belt and Accessory Drive Brackets and Pulleys (Turbo Diesel)	2-28
Exhaust Manifolds (Non-Turbo Diesel)	2-30
Exhaust Manifolds (Turbo Diesel)	2-32
Engine Mounting Brackets (Diesel)	2-34
Engine Oil Dipstick and Tube Assembly (Diesel)	2-36
Engine Assembly (Gas)	2-38
Cylinder Head, Manifolds, and Components (Gas)	2-40
Cylinder Block and Components (Gas)	2-44
Engine Mounting Brackets (Gas)	2-48
Oil Filter and Adapter (Gas)	2-50
Distributor (Gas)	2-52
Spark Plug Wiring (Gas)	2-54
MAP and Oxygen Sensors (Gas)	2-56
EGR Valve and Vent Tubes (Gas)	2-58
Oil Pressure Sensor (Gas)	2-60
Starter Motor and Mounting Hardware (Gas)	2-62
Cooling Fan, Fan Clutch, and Pulley (Gas)	2-64
Pulleys and Belt/Accessory Drive (Gas)	2-66
Alternator and Mounting Hardware (Gas)	2-68

2 TABLE OF CONTENTS**TITLE****PAGE NUMBER****SECTION 3. FUEL, EMISSIONS AND EXHAUST**

Fuel Pump and Mounting Hardware (Diesel)	3-2
Fuel Injection Pump and Fuel Filter Lines (Diesel)	3-4
Fuel Injection Supply and Return Lines (Diesel)	3-6
Fuel Injection Pump Cover Assembly, Governor Linkage, and Related Parts (Non-Turbo Diesel)	3-8
Fuel Injection Pump Throttle Shaft, Regulator, and Transfer Pump (Non-Turbo Diesel)	3-10
Fuel Injection Pump Housing Head and Rotor, Drive Shaft, and Related Parts (Non-Turbo Diesel)	3-12
Throttle Body Injector Unit (Gas)	3-16
Accelerator Cable Bracket and Idle Spring (Non-Turbo Diesel)	3-18
Accelerator Controls (Non-Turbo Diesel)	3-20
Accelerator Controls (Turbo Diesel)	3-22
Accelerator Controls (Gas)	3-24
Air Cleaner, Air Horn, and Related Parts (Non-Turbo Diesel)	3-26
Air Cleaner, Air Horn, and Related Parts (Turbo Diesel)	3-28
Air Induction System (Gas)	3-32
Fuel Tank Supply and Return Lines (Diesel)	3-36
Fuel Tank Supply and Return Lines (Gas)	3-38
Main Fuel Tank Assembly and Mounting Straps (Diesel)	3-40
Main Fuel Tank Assembly and Mounting Straps (Gas)	3-42
Auxiliary Fuel Tank Assembly and Mounting Hardware (Diesel)	3-46
Auxiliary Fuel Tank Assembly and Mounting Hardware (Gas)	3-48
Fuel Filler Pipe Assembly and Vent Lines, Main Fuel Tank (Diesel)	3-50
Fuel Filler System, Main Fuel Tank (Gas)	3-52
Fuel Filler, Auxiliary Fuel Tank	3-56
Fuel Tank Vent Line, Filter, and Mounting Hardware (Diesel)	3-58
Fuel System Vent Line (Gas)	3-60
Fuel Filter Assembly and Mounting Hardware (Diesel)	3-62
Muffler, Exhaust Pipes, and Related Parts (Diesel)	3-64
Muffler, Exhaust Pipes, and Related Parts (Gas)	3-67
★ Exhaust Manifold Heat Shield (Diesel)	3-72

SECTION 4. COOLING SYSTEM

Radiator and Mounting Hardware	4-2
Surge Tank and Related Parts	4-4
Radiator Shroud and Related Parts	4-6
Radiator Hoses and Related Parts	4-8
Thermostat, Water Crossover, and Attaching Hardware	4-10

TABLE OF CONTENTS 3

TITLE	PAGE NUMBER
SECTION 4. COOLING SYSTEM (Cont'd)	
Water Pump and Attaching Hardware	4-12
Cooling Fan, Fan Clutch, Belt, and Pulleys (Diesel)	4-14
Cooling Fan, Fan Clutch, Belt, and Pulleys (Gas)	4-16
Engine and Transmission Oil Cooler and Engine Oil Cooler Lines	4-18
SECTION 5. TRANSMISSION/TRANSFER CASE/ PROPELLER SHAFTS	
Transmission, Transfer Case Control Assembly, and Shift Rod	5-2
Transmission Shift Control and Neutral Start Switch	5-4
Transmission Shift Lever, Shift Bracket, and Rod	5-6
Torque Converter	5-8
Transmission Mounting Hardware, Fluid Dipstick, and Tube Assembly	5-10
Transmission, Filter, and Sensors	5-12
Control Valve and Related Parts	5-14
Transmission Wiring Harness	5-16
Parking Lock System	5-18
Transmission Vent Lines and Attaching Hardware	5-20
Transmission/Transfer Case Cooling Lines	5-22
Transfer Case Assembly	5-24
Transfer Case Assembly, Front Half	5-26
Transfer Case Assembly, Rear Half	5-28
Transfer Case Oil Cooler Assembly	5-32
Transfer Case Shift Mechanisms	5-34
Transfer Case Shift Controls	5-36
Transfer Case Vent Line and Related Parts	5-38
Propeller Shafts	5-40
SECTION 6. WHEELS AND TIRES/AXLES/ CENTRAL TIRE INFLATION SYSTEM (CTIS)	
Wheel, Tire, and Runflat Assembly, Two-Piece Rim	6-2
Wheel, Tire, and Runflat Assembly, One-Piece Rim	6-6
Control Arms, Ball Joints, and Mounting hardware	6-8
Halfshaft Assembly, Left and Right Side	6-10
Axle Differential, Mounting Brackets, and Hardware	6-12
Axle Differential	6-14
Front Axle Differential and Geared Hub Vent Lines	6-20
Rear Axle Differential and Geared Hub Vent Lines	6-22
* Knuckle and Geared Hub Assemblies	6-24

4 TABLE OF CONTENTS**TITLE****PAGE NUMBER****SECTION 6. WHEELS AND TIRES/AXLES/
CENTRAL TIRE INFLATION SYSTEM (CTIS) (Cont'd)**

CTIS Control Panel and Electrical Harnesses.	6-28
★ CTIS Valve Assembly and Compressor, Early Model 1996	6-30
★ CTIS Valve Assembly and Compressor, Late Model 1996.	6-34
★ Central Tire Inflation System Routing	6-38

SECTION 7. BRAKES

Parking Brake Hand Lever and Rod	7-2
Parking Brake Cables and Mounting Hardware.	7-4
Parking Brake Caliper Assembly	7-6
Service Brake Caliper Assembly and Rotor.	7-10
Front Service Brake Lines and Proportioning Valve	7-12
Front Service Brake Lines and Proportioning Valve, 12,100 GVW	7-14
Rear Brake Lines and Fittings.	7-16
Rear Brake Lines and Fittings, 12,100 GVW	7-18
Master Cylinder Assembly and Hydro-Booster	7-20
Service Brake Pedal Assembly	7-22

SECTION 8. STEERING SYSTEM

Steering Column and Intermediate Shaft.	8-2
Steering Column Trim and Turn Signal	8-4
Steering Column Lock and Switch Housing Assembly	8-6
Steering Linkage.	8-8
Power Steering Gear and Mounting Hardware	8-10
Power Steering Gear Assembly	8-12
Power Steering Pump, Pulley, Reservoir, and Mounting Hardware	8-16
Power Steering Pump, Oil Cooler, and Hydro-Boost Lines and Fittings.	8-18

SECTION 9. SUSPENSION/FRAME

Front Suspension Crossmembers, Related Parts, and Mounting Hardware	9-2
Rear Suspension Crossmembers, Related Parts, and Mounting Hardware	9-4
Shock Absorbers and Springs, Front and Rear	9-6
Stabilizer Bar and Connecting Links.	9-8
Rear Radius Rods	9-10
Frame Assembly, Body Mount Brackets, and Transmission Crossmember	9-12
Airlift Brackets, Front Upper Control Arm Brackets, Front Spring Seats, and Mounting Hardware	9-14

TITLE	PAGE NUMBER
SECTION 9. SUSPENSION/FRAME (Cont'd)	
Front Bumper and Lifting Shackle	9-16
Front Bumper and Lifting Shackle (Winch Kit)	9-18
Rear Bumper and Lifting Shackle.	9-20
Rear Crossmember, Upper Control Arm Brackets, Spring Seats, Related Parts, and Mounting Hardware.	9-22
SECTION 10. BODY	
Body Mounting Components.	10-2
Body Assembly.	10-4
Body Assembly Components, L.H.	10-6
Body Assembly Components, R.H.	10-8
Front and Rear Door Striker Assemblies.	10-12
Hood Assembly and Mounting Hardware	10-14
Hood Assembly, Grille, and Related Parts	10-18
Hood Release.	10-20
Left Hand Splash Shield and Hood Prop Rod	10-22
Right Hand Upper Splash Shield and Seals.	10-24
Right Hand Lower Splash Shield	10-26
Inside and Outside Mirrors and Mounting Hardware	10-28
Sun Visor	10-30
Windshield Assembly.	10-32
Rear Window Assembly.	10-35
Driver and Passenger Seats, Deluxe and Standard	10-38
Rear Passenger Seat, Deluxe and Standard	10-42
Front and Rear Seat Belts	10-44
Engine Cover, Console Cover, and Related Parts	10-48
Front Door Assembly	10-52
Rear Door Assembly	10-56
Tailgate Assembly and Related Parts	10-60
Two-Man Hardtop	10-62
Four-Man Hardtop B- and C- Pillars	10-64
Two-Man Enlarged Cab Hardtop B-Pillar	10-68
Four-Man Hardtop Assembly	10-70
Station Wagon Roof and Mounting Hardware	10-72
Station Wagon Rear Doors	10-75
Fixed Door, Footwell Cover, and Related Parts.	10-80
Panel Assembly Door Trim	10-84
Soft Top Kit and Support Structure	10-89
Four-Man Soft Top Kit, Basic	10-96
Four-Man Soft Top Kit, Station Wagon	10-100
Instrument Panel Assembly, Dash Trim, Crash Pad, and Mounting Hardware	10-102
Floor Padding, Front and Rear	10-104
Interior Tunnel Padding, Carpet, and Hardboard	10-106
Headliner, Roof Trim, Front and Rear Side Trim, Grab Handles, and Mounting Hardware	10-110
Inner Kick Panels and Miscellaneous Trim Panels.	10-118
Outer Kick Panels Interior Trim	10-122
Station Wagon Interior Trim.	10-124

6 TABLE OF CONTENTS

TITLE	PAGE NUMBER
-------	-------------

SECTION 10. BODY (Cont'd)

Cargo Net and Pocket Net	10-128
Removable Load Barrier	10-130
★ Floor Mats	10-132

SECTION 11. HEATING/VENTILATION/ AIR CONDITIONING (HVAC)

Climate Control Panel	11-2
A/C Compressor and Mounting Hardware (Non-Turbo Diesel)	11-4
A/C Compressor and Mounting Hardware (Turbo Diesel)	11-6
A/C Compressor and Mounting Hardware (Gas)	11-8
Condenser, Receiver/Dryer, and A/C Hoses	11-10
Water Control Valve and Heater Hoses	11-12
Main A/C-Heat Unit	11-14
Plenum and Related Parts	11-16
Driver's Closeout Panel	11-18
Wiring Harnesses, A/C-Heat	11-20
Auxiliary A/C-Heat	11-22
Auxiliary A/C-Heat Power Head	11-24
Auxiliary A/C-Heat Hoses	11-26
Rear Center Console	11-28

SECTION 12. ELECTRICAL SYSTEM

Batteries, Cables, and Mounting Hardware (Diesel)	12-2
Batteries, Cables, and Mounting Hardware (Gas)	12-4
Starter Motor and Mounting Hardware (Diesel)	12-6
Starter Motor Assembly (Diesel)	12-8
124-Amp Alternator	12-12
124-Amp Alternator Assembly	12-14
Sending Units (Non-Turbo Diesel)	12-16
Windshield Wiper Motor, Wiper Assembly, and Washer Bottle	12-18
Instrument Panel Cluster	12-21
Front Turn Signal Light and Mounting Hardware	12-26
Rear Turn Signal Light/Taillight, License Plate Bracket, and Mounting Hardware	12-28
Headlight Assembly and Running Lights	12-30
Clearance Marker Light Assembly	12-32
Interior Dome Lights	12-34
Interior Courtesy Lights, Underhood Light, and Door Jamb Switch	12-36
Reflectors	12-38
Stereo, Speakers, and Mounting Hardware	12-40

TABLE OF CONTENTS 7

TITLE	PAGE NUMBER
SECTION 12. ELECTRICAL SYSTEM (Cont'd)	
Dual Horns	12-42
Hood Wiring Harness	12-45
Roof Wiring Harness, Two-Door	12-48
Roof Wiring Harness, Four-Door	12-50
Rear Door Courtesy Light Jumper Harness Switch	12-52
Control Harness Assembly, Non-Turbo Diesel	12-54
Control Harness Assembly, Turbo Diesel	12-56
Control Harness Assembly, Gas	12-58
Harness Assembly, Instrument Panel	12-60
Engine Wiring Harness, Non-Turbo Diesel	12-62
Engine Wiring Harness, Turbo Diesel	12-64
Engine Wiring Harness, Gas	12-66
Trailer Towing Wiring Kit and Wiper Motor Jumper Harness	12-68
Identification Lamp Assembly Jumper	12-70
Stereo Harness, Two-Door	12-72
Stereo Harness, Hard Top	12-74
Stereo Harness, Open Top	12-76
Transmission Harness Assembly, Diesel	12-78
Transmission Harness Assembly, Gas	12-80
Body Harness	12-82
Fuse Box Panel, Convenience Center, and Mounting Hardware	12-87
Miscellaneous Electrical Items	12-92
Daytime Running Light Jumper and Harness	12-94
PCM/TCM and Digital Ratio Adapter	12-96
Two-Door and Four-Door Power Door Locks Kit	12-99
Power Mirrors	12-110
★ Power Windows/Locks Harness	12-112
★ Power Windows	12-115
SECTION 13. ACCESSORIES	
Winch Assembly, Mounting Hardware and Related Parts (Winch Kit)	13-2
Winch Assembly	13-4
Winch Accessory Kit	13-6
Trailer Towing Kit	13-8
Reel Lamp Accessory Kit	13-10
Brushguard Kit and Mounting Hardware	13-12
Reflective Triangle Warning Device Jack Assembly, and Mounting Hardware	13-14
Pioneer Tool Kit	13-16
Swing-Away Spare Tire Carrier	13-18
Bed-Mounted Spare Tire Carrier	13-20
Underbody Protection and Mounting Hardware	13-22
Underbody Protection Skid Plates	13-24
Rocker Panel Guard Accessory Kit	13-26
External Tubeless Tire Repair Kit	13-28

8 TABLE OF CONTENTS

TITLE	PAGE NUMBER
--------------	--------------------

SECTION 13. ACCESSORIES (Cont'd)

Internal Tubeless Tire Repair Kit	13-30
Driver's Seat Armrest Kit	13-32
Remote Entry Kit	13-34
Roof Rack Kit	13-36
Running Board Kit	13-38
Auxiliary Air Hose Kit	13-40
Cruise Control Actuator, Wiring Harness and Mounting Hardware (Diesel)	13-42
Cruise Control Actuator, Wiring Harness and Mounting Hardware (Gas)	13-44
Rear Defroster	13-46
Auxiliary Seat	13-48
Tonneau Cover for 4-door Hardtop	13-51
Essential Tools, Engine	13-52
Essential Tools, Engine	13-54
Essential Tools, Engine	13-56
Essential Tools, Engine	13-58
Essential Tools, Fuel Injection	13-60
Essential Tools, Transmission	13-62
Essential Tools, Transmission	13-64
Essential Tools, Transmission	13-66
Essential Tools, Axle	13-68
Essential Tools, Wheels and Tires/Axles/CTIS	13-70
Essential Tools, Tires	13-72
Essential Tools, Steering	13-74
Essential Tools, Suspension	13-76
Essential Tools, HVAC	13-78
Essential Tools, Electrical	13-80
Repair Kits	13-82
★ Bulk Materials	13-91
Commercial Manuals	13-92
Paint Descriptions	13-93
Station Wagon Lift Gate Assembly and Mounting Hardware	13-94

SECTION 14. INDEX

Alphabetical Index	14-1
Numerical Index	14-49

HUMMER® PARTS CATALOG

GENERAL INFORMATION

This catalog contains an illustrated list of service or replacement parts for the AM General Commercial Hummer. The Commercial Hummer may be equipped with a 6.5L Turbo Diesel engine, a 6.5L naturally aspirated Diesel engine or a 5.7L Gasoline engine and is offered in six body styles:

- HMC4 —Four-door, four passenger hardtop truck
- HMCS —Four-door, four passenger station wagon
- HMCO —Hard-door, four passenger, opentop truck
- VLCO —Four-door, value leader, four passenger opentop truck
- VLC2 —Two-door, value leader, two passenger hardtop truck
- XLC2 —Two-door, two passenger, enlarged cab truck

This catalog is divided into 13 major sections in the sequence shown on the title page. Major sections are divided into smaller groups of parts, each with its own illustration. Immediately preceding this introduction is a complete listing of all illustrations in this catalog. The first page of each section also contains a listing for that section.

Illustrated items are numerically keyed on the illustrations and described in the text on the following page. Figure numbers are located at the top of the description column.

Items which are indented in the parts listings are so listed to indicate their availability as a part of the previously listed assembly or separately, unless preceded in the part number column by S.I.A. or S.I.K. In this case, the part is available only in the listed assembly or kit.

Alphabetical and Numerical indexes are located at the end of the catalog (Section 14).

PARTS SERVICED BY AM GENERAL

AM General will service virtually all of the service or replacement parts for this vehicle except those which are more economical and/or more practical to procure locally. Items not covered may be standard hardware, tires, batteries, fuses, lamp bulbs, sealants, lubricants, adhesives, paint, and standard sizes and types of tubing, hoses, and electrical connectors and fittings. Items which are listed in this catalog, but are not serviced, are indicated by the legend "N/S" in the part number column.

ESSENTIAL TOOLS

Essential tools are covered in Section 13 and in the companion service manual. Tools are listed with the AM General part number and are available from: Kent-Moore, 29784 Little Mack, Roseville, MI., 48066-2298 (Phone 1-800-345-2233)

HOW TO LOCATE PARTS

When function, use, or location is known: Refer to the Table of Contents.

When part number is known: Refer to the Numerical Index.

When nomenclature is known: Refer to the Alphabetical Index.

HOW TO ORDER SERVICE PARTS

Order parts through the Dealer Communication System (DCS). Include the part number and quantity of each part. When entering the part number, be aware that the computer matrix allows for 2 digit prefix, 8 digit body and a 4 digit suffix. It is important that you allow for missing digits when entering a part number (e.g. to enter part number G 12345678 you must enter a space before entering the G or the system will misread the part number).

If you encounter difficulty in ordering through the DCS, you may phone 1-800-348-5134 between 7:30 a.m. and 3:30 p.m. (all time zones).

HUMMER® is a registered trademark of the AM General Corporation.

DAMAGED SHIPMENTS, SHORTAGES OR ERRORS

All shipments are properly packed and are in good order when delivered to the transportation company. Responsibility ends with such delivery. When a damaged shipment is received, a claim should be filed immediately against the carrier making delivery.

All claims for shortages or errors in packing must be made, to the same address from which the parts were ordered, within ten (10) days from receipt of shipment. All claims must be accompanied by the original packing slip, with proper notation of shortage or error signed by responsible person in receiving department.

ABBREVIATIONS

A/C Air Conditioning	N/A Not Available
A/R As Required	N/S Not Serviced
baro. Barometric	N.Y. New York
CCW Counterclockwise	O.D. Outside Diameter
C.E. Commutator End	P/N Part Number
cm Centimeter	press. Pressure
CTI Central Tire Inflation	QTY Quantity
CTIS Central Tire Inflation System	R.H. Right-Hand
D.C. Direct Current	R.R. Right Rear
D.E. Drive End	S.I.A. Serviced in Assembly
Dia. Diameter	S.I.K. Serviced in Kit
EPA Environmental Protection Agency	S/N. Serial Number
HMC4 Four-Door	S.P.D.T. Single Pole Double Throw
HMCS Station Wagon	S.P.S.T. Single Pole Single Throw
HMCO (hard doors) Open Vehicle	S.R.E. Slip Ring End
HVAC Heating Ventilating Air Conditioning	STD Standard
I.D. Inside Diameter	V Volt
L.H. Left-Hand	VIN. Vehicle Identification Number
L.R. Left Rear	VDC Volt Direct Current
max. Maximum	VLC2 Two-Door Value Leader
mm Millimeter	VLCO. Open Vehicle Value Leader
NPN No Part Number	XLC2 Two-Door, Enlarged Cab

SUGGESTIONS AND RECOMMENDATIONS

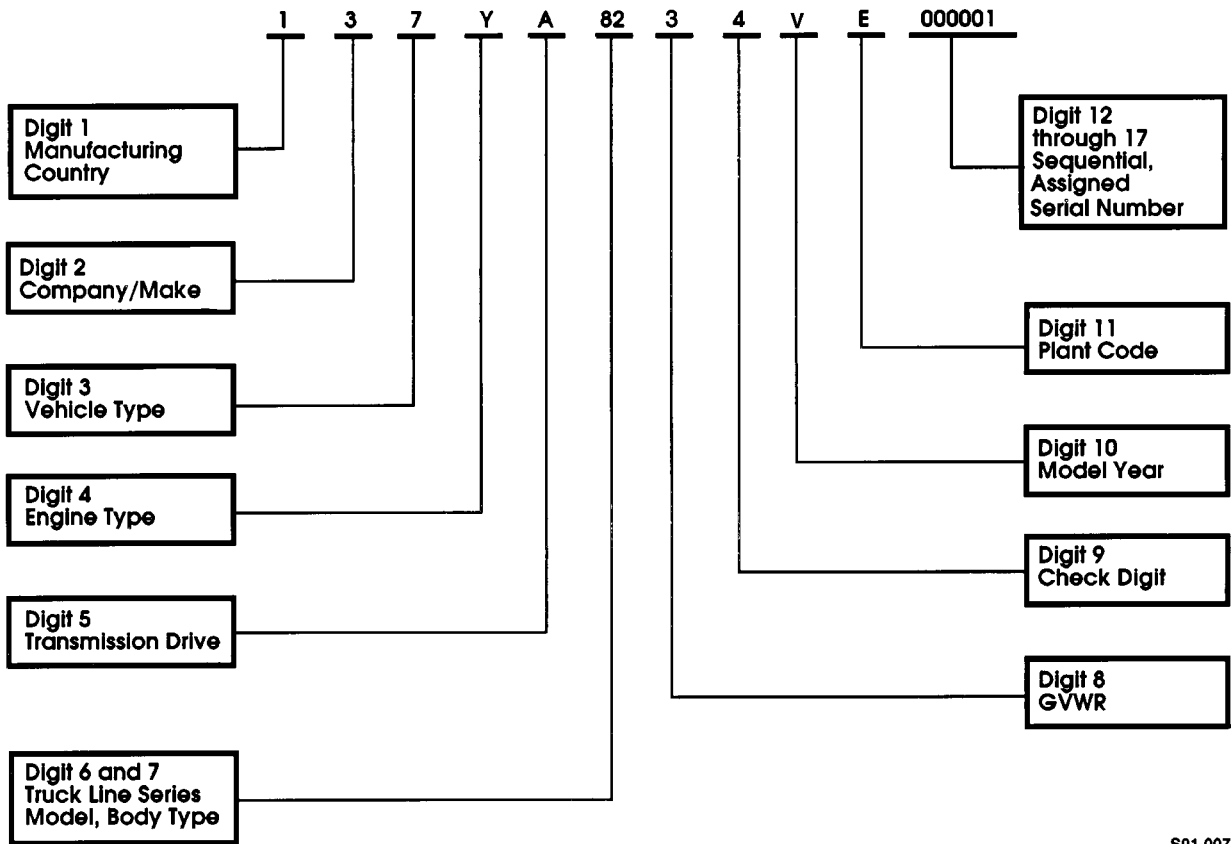
Recommendations for improving or correcting this catalog are encouraged. Forms are included at the back of this manual. Please forward corrections or recommendations directly to:

AM General Corporation
Commercial Publications
408 S. Byrkit St.
Mishawaka, IN 46544-0728

To receive future revisions and updates to this manual, please write to:

AM General Corporation
Commercial Service Parts Department
408 South Byrkit St.
P.O. Box 728
Mishawaka, Indiana 46544-0728

VEHICLE IDENTIFICATION NUMBER DESCRIPTION



S01-007

Vehicle Identification Number Decoding Chart

<u>Digit</u>	<u>Code</u>	<u>Code Definition</u>
1	1	United States
2	3	AM General Corporation
3	7	Commercial Vehicles
4	D	5.7 L (350 in. ³), Unleaded Gas, GM, 8 cyl., 190 hp
	L	5.7L Leaded Gas, GCC
	X	6.2 L (378 in. ³), Diesel, GM, 8 cyl., 160 hp
	Y	6.5 L (395 in. ³), Diesel, GM, 8 cyl., 165 hp
	Z	6.5L Turbocharged Diesel, GM, 8 cyl.
5	E	3-Speed, Auto/LHD
	A	4-Speed, Auto/LHD

<u>Digit</u>	<u>Code</u>	<u>Code Definition</u>		
6 & 7	82	1-1/4 ton	2-door	Truck, utility
	83	1-1/4 ton	4-door	Truck, utility
	84	1-1/4 ton	Station wagon	Truck, utility
	85	1-1/4 ton	Open body	Truck, utility
	86	1-1/4 ton	2-door fleet/industrial	Truck, utility
	87	1-1/4 ton	2-door standard cab	Truck, utility
	88	1-1/4 ton	Open body value leader	Truck, utility
	89	1-1/4 ton	2-door enlarged cab	Truck, utility
	90	1-1/4 ton	Open body w/full hard doors	Truck, utility
8	Class B	3,001 lb - 4,000 lb (1,362 kg - 1,816 kg)		
	Class C	4,001 lb - 5,000 lb (1,817 kg - 2,270 kg)		
	Class D	5,001 lb - 6,000 lb (2,271 kg - 2,724 kg)		
	Class E	6,001 lb - 7,000 lb (2,275 kg - 3,178 kg)		
	Class F	7,001 lb - 8,000 lb (3,179 kg - 3,632 kg)		
	Class G	8,001 lb - 9,000 lb (3,633 kg - 4,086 kg)		
	Class H	9,001 lb - 10,000 lb (4,087 kg - 4,540 kg)		
	Class 3	10,001 lb - 14,000 lb (4,541 kg - 6,356 kg)		
Class 4	14,001 lb - 16,000 lb (6,357 kg - 7,264 kg)			
Class 5	16,001 lb - 19,500 lb (7,265 kg - 8,853 kg)			
9	—	Check Digit		
10	M	1991		
	N	1992		
	P	1993		
	R	1994		
	S	1995		
	T	1996		
	V	1997		
	W	1998		
	X	1999		
11	E	Mishawaka, Indiana		
	U	Livonia, Michigan		
12-17	—	Sequential Serial Number		

1996 HUMMER PARTS CATALOG

ENGINE 2-1

Section 2

ENGINE

TITLE	PAGE NUMBER
Engine Assembly (Diesel)	2-2
Block Assembly and Cylinder Head (Diesel)	2-4
Crankshaft, Damper, Bearings, Pulley, and Flywheel (Diesel)	2-6
Piston Assembly, Rod Assembly, and Ring Set (Diesel)	2-8
Valves, Guides, and Rocker Arm Assemblies (Diesel)	2-10
Camshaft, Timing Chain, and Related Parts (Diesel)	2-12
Crankcase Cover Assembly and Rocker Cover (Diesel)	2-14
Engine Oil Pan, Pump, and Filler Tube (Diesel)	2-16
Oil Filter, Adapter, and Oil Line Fittings (Diesel)	2-18
Air Intake Manifold, Crankcase Depression Regulator Valve, and Mounting Hardware (Non-Turbo Diesel)	2-20
Air Intake Manifolds, Crankcase Depression Regulator Valve, Glowplug Controller, Turbo Pressure Sensor, and Air Intake Temperature Sensor (Turbo Diesel)	2-22
Turbocharger Assembly (Turbo Diesel)	2-24
Vacuum Pump, Serpentine Belt and Accessory Drive Brackets and Pulleys (Non-Turbo Diesel)	2-26
Vacuum Pump, Serpentine Belt and Accessory Drive Brackets and Pulleys (Turbo Diesel)	2-28
Exhaust Manifolds (Non-Turbo Diesel)	2-30
Exhaust Manifolds (Turbo Diesel)	2-32
Engine Mounting Brackets (Diesel)	2-34
Engine Oil Dipstick and Tube Assembly (Diesel)	2-36
Engine Assembly (Gas)	2-38
Cylinder Head, Manifolds, and Components (Gas)	2-40
Cylinder Block and Components (Gas)	2-44
Engine Mounting Brackets (Gas)	2-48
Oil Filter and Adapter (Gas)	2-50
Distributor (Gas)	2-52
Spark Plug Wiring (Gas)	2-54
MAP and Oxygen Sensors (Gas)	2-56
EGR Valve and Vent Tubes (Gas)	2-58
Oil Pressure Sensor (Gas)	2-60
Starter Motor and Mounting Hardware (Gas)	2-62
Cooling Fan, Fan Clutch, and Pulley (Gas)	2-64
Pulleys and Belt/Accessory Drive (Gas)	2-66
Alternator and Mounting Hardware (Gas)	2-68

1996 HUMMER PARTS CATALOG

2-2 ENGINE/DIESEL

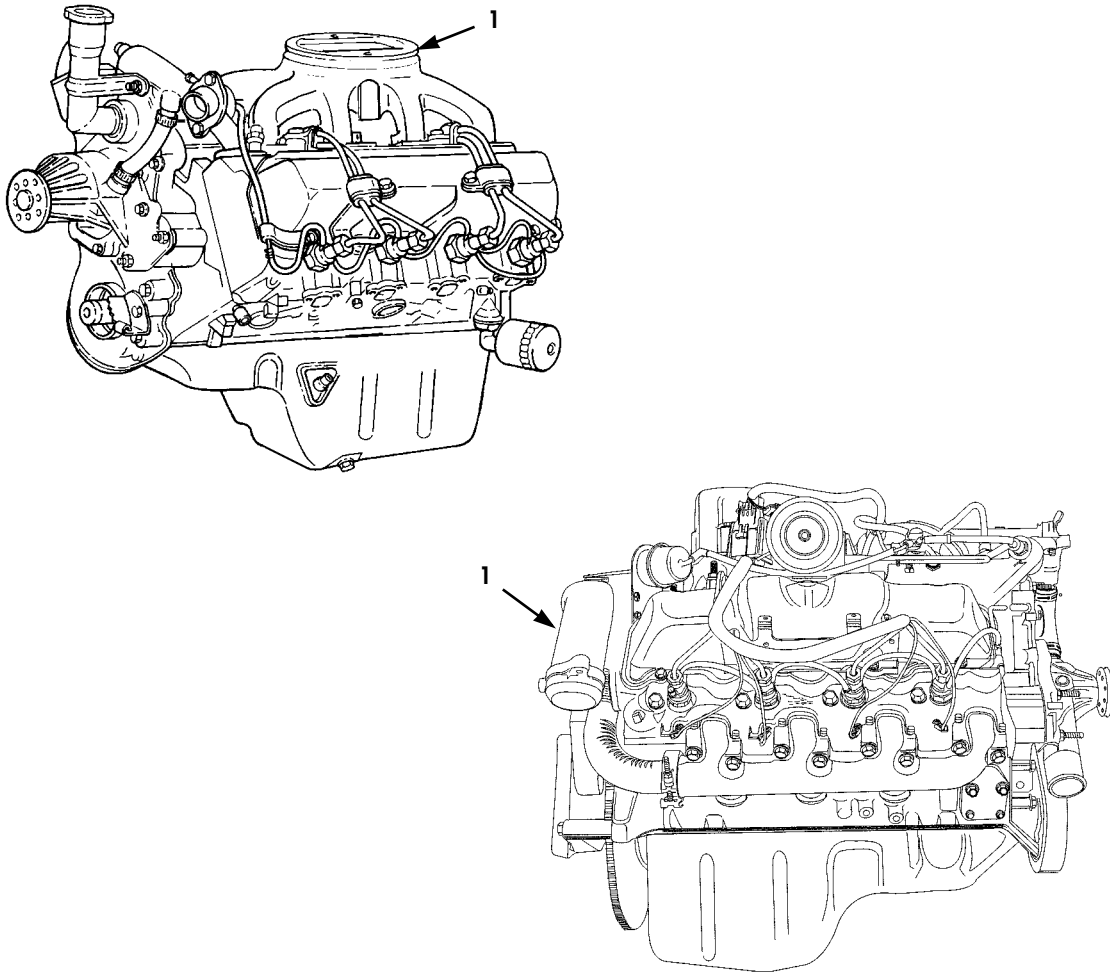


Figure 2-1. Engine Assembly (Diesel).

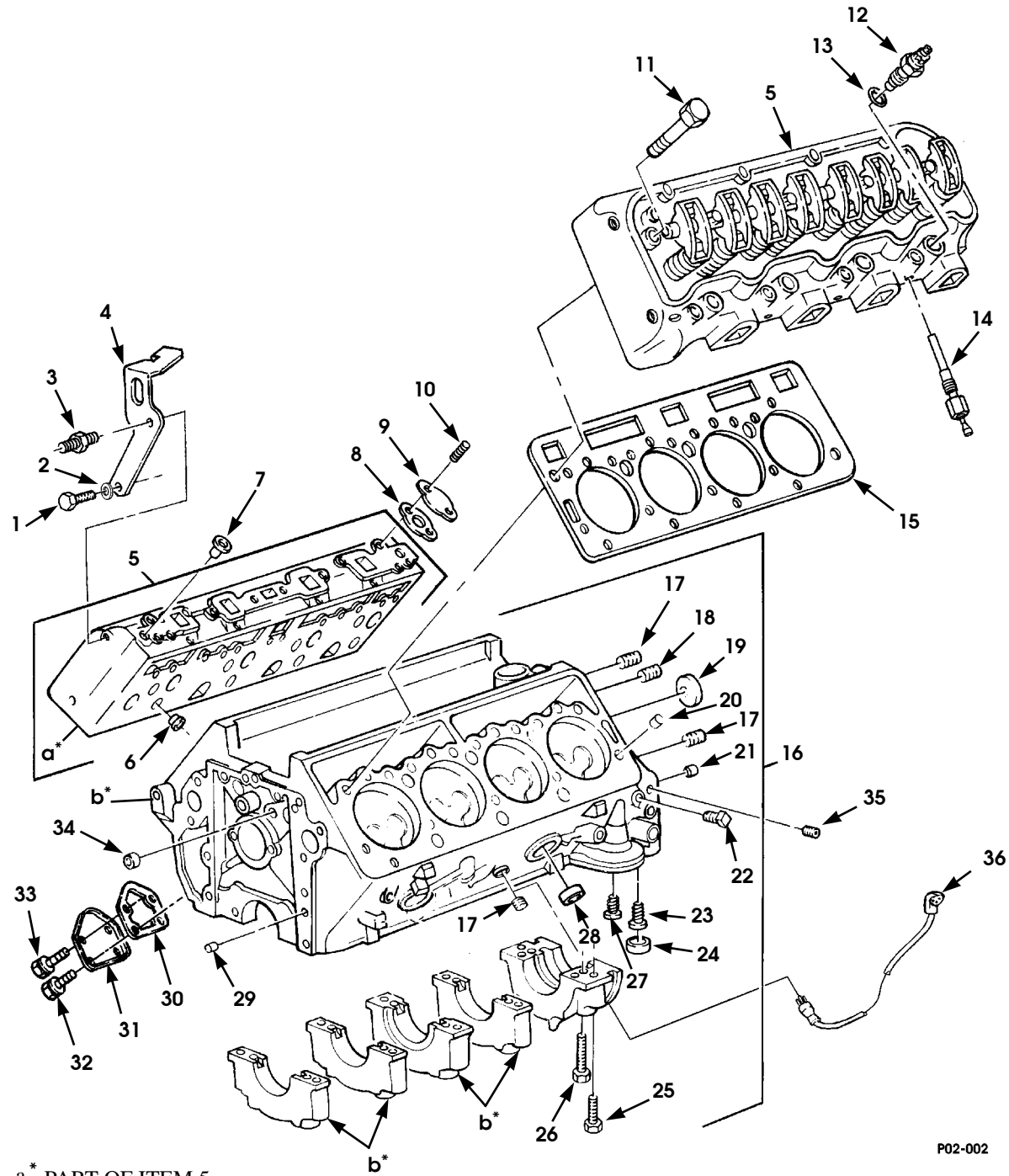
1996 HUMMER PARTS CATALOG

4-1-96

ENGINE/DIESEL 2-3

ITEM	PART NUMBER	DESCRIPTION	QTY
		Figure 2-1 ENGINE ASSEMBLY (DIESEL)	
1	06007281	ENGINE, complete, 6.5 liter Non-Turbo Diesel	1
★ 1	05744352	ENGINE, complete, 6.5 liter, remanufactured Non-Turbo Diesel.	1
1	06006758	ENGINE, complete, 6.5 liter Turbo Diesel.	1
	06008146	LABEL, engine number (for international market), . . . not illustrated	

2-4 ENGINE/DIESEL



P02-002

a* PART OF ITEM 5
b* PART OF ITEM 6

Figure 2-2. Block Assembly and Cylinder Head (Diesel).

1996 HUMMER PARTS CATALOG

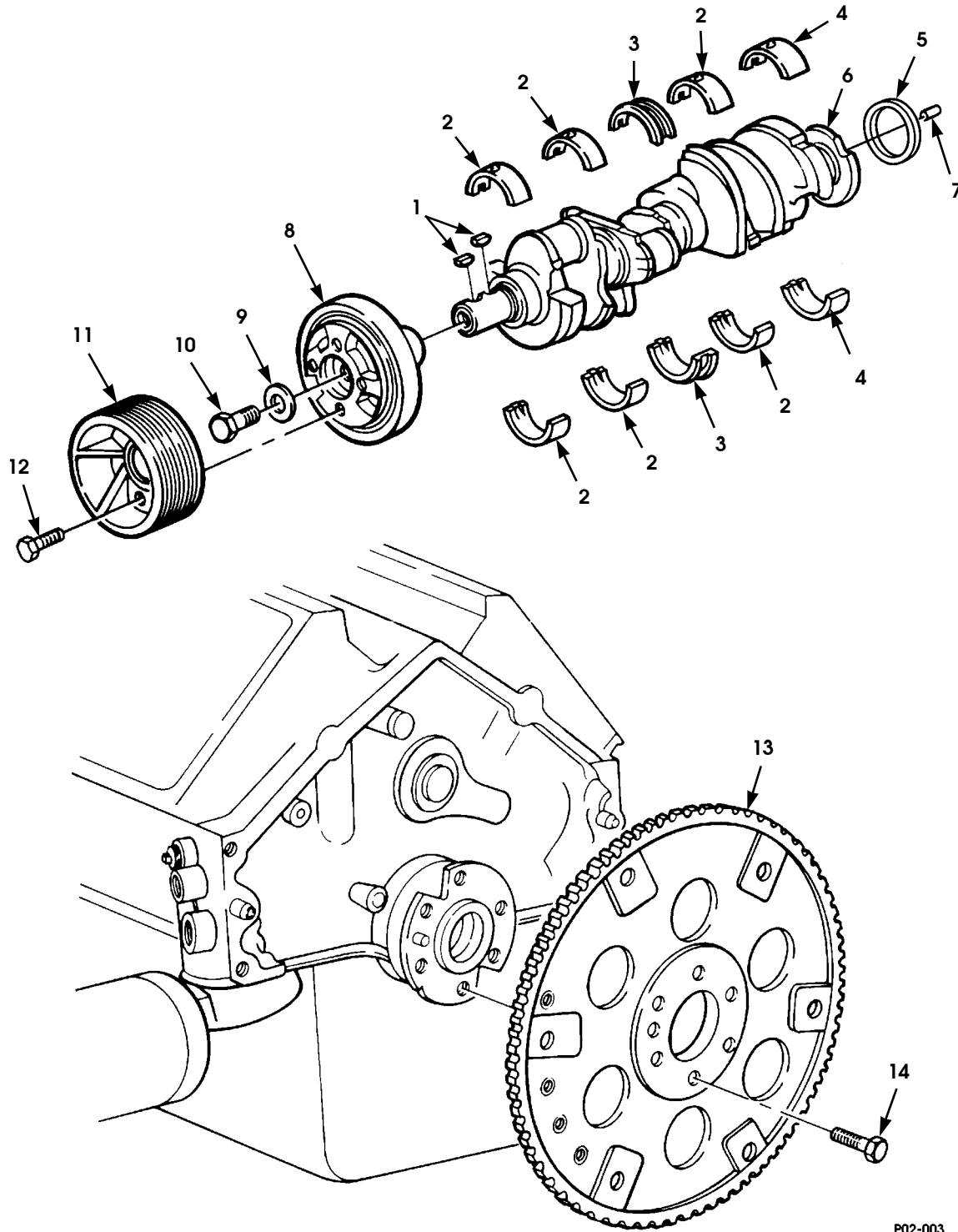
4-1-96

ENGINE/DIESEL 2-5

ITEM	PART NUMBER	DESCRIPTION	QTY
		Figure 2-2 BLOCK ASSEMBLY AND CYLINDER HEAD (DIESEL)	
1	G 11504595	BOLT, cylinder head bracket, m10-1.5" - 20.	1
2	G 00120394	WASHER, plain, 3/8".	1
3	05740177	STUD, cylinder head bracket, m10-1.5" - 20- 20	1
4	05937374	BRACKET, cylinder head	1
5	05743222	CYLINDER HEAD (Non-Turbo Diesel)	2
5	05744441	CYLINDER HEAD (Turbo Diesel)	2
6	05743275	•CHAMBER (Non-Turbo Diesel)	8
6	05744437	•CHAMBER (Turbo Diesel)	8
6	05743276	•CHAMBER, oversized (Non-Turbo Diesel)	8
6	05744436	•CHAMBER, oversized (Turbo Diesel)	8
7	05572842	PLUG, cylinder head.	4
8	05742109	GASKET, water cover.	2
9	05740186	COVER, water access.	2
10	05740052	STUD, access cover, m10-1.5"- 30- 20	4
11	05740031	BOLT, cylinder head, M12 x .75 x 97 mm.	34
12	05743795	NOZZLE, fuel injection (Non-Turbo Diesel).	8
12	05743223	NOZZLE, fuel injection (Turbo Diesel)	8
13	05740058	GASKET, nozzle.	8
★ 14	05744513	GLOW PLUG, type 11G.	8
15	05744449	GASKET, cylinder head, (Turbo Diesel) SEE NOTE 1	2
16	05743225	BLOCK ASSEMBLY	1
17	05742029	•PLUG, oil passage, pipe, 1/4"-18.	5
18	G 14090911	•PLUG, oil gallery, pipe, 3/8"	1
19	05740272	•PLUG, camshaft	1
20	05740268	•SPACER, cylinder head.	4
21	08134398	•PIN, flywheel	2
22	G 14090911	•PLUG, cylinder block, 3/8"	1
23	05743277	•VALVE, regulating	1
24	05741043	•PLUG, regulating valve, oil cooler	1
25	05740144	•BOLT, bearing cap, outboard	10
26	05741086	•BOLT, bearing cap, inboard.	10
27	05743278	•VALVE, safety	1
28	05740529	•PLUG, expansion, freeze plug	6
29	05740145	•PIN, block.	2
30	05742650	•GASKET, fuel pump cover	1
31	05742657	•COVER, fuel pump	1
32	G 11509669	•SCREW, fuel pump cover, 3/8"-16 x .75"	2
33	05740084	SCREW, fuel pump cover, M6 x 1.0 x 16 mm.	2
34	05741150	•PLUG, expansion	2
35	05598192	PLUG, cap	1
36	05939441	HEATER CORD, block	1
	05743279	IMMERSION HEATER (not illustrated)	1
		NOTE 1:PART OF GASKET SET P/N 05743401	

1996 HUMMER PARTS CATALOG

2-6 ENGINE/DIESEL



P02-003

Figure 2-3. Crankshaft, Damper, Bearings, Pulley, and Flywheel (Diesel).

1996 HUMMER PARTS CATALOG

ENGINE/DIESEL 2-7

ITEM	PART NUMBER	DESCRIPTION	QTY
		Figure 2-3 CRANKSHAFT, DAMPER, BEARINGS, PULLEY, AND FLYWHEEL (DIESEL)	
1	G 00106751	KEY, crankshaft, 3/16" x 3/4"	2
2	05740240	BEARINGS, standard, #1, 2, 4.	3
2	05740241	BEARING, .013 mm undersized, #1, 2, 4	3
2	05740242	BEARING, .026 mm undersized, #1, 2, 4	3
3	05740201	BEARING, standard, #3	1
3	05740202	BEARING, .013 mm undersized, #3	1
3	05740203	BEARING, .026 mm undersized, #3	1
4	05740204	BEARING, standard, #5	1
4	05740205	BEARING, .013 mm undersized, #5	1
4	05740206	BEARING, .026 mm undersized, #5	1
5	05743226	PACKING, preformed, crankshaft, SEE NOTE 1	2
6	05743227	CRANKSHAFT, engine	1
7	05740261	PIN, flywheel	1
8	05743228	DAMPER ASSEMBLY, crankshaft	1
9	05740147	WASHER, flat, torsional, m16-5r	1
10	05740146	SCREW, torsional damper, m16-1.5"-50.	1
11	06003069	PULLEY, crankshaft	1
12	G 11504571	BOLT, crankshaft pulley, m10 x 1.5" -65	1
13	05740037	FLYWHEEL, engine	1
14	05740263	BOLT, flywheel, hex head	6
NOTE 1: PART OF GASKET AND SEAL SET P/N 05743399			

1996 HUMMER PARTS CATALOG

2-8 ENGINE/DIESEL

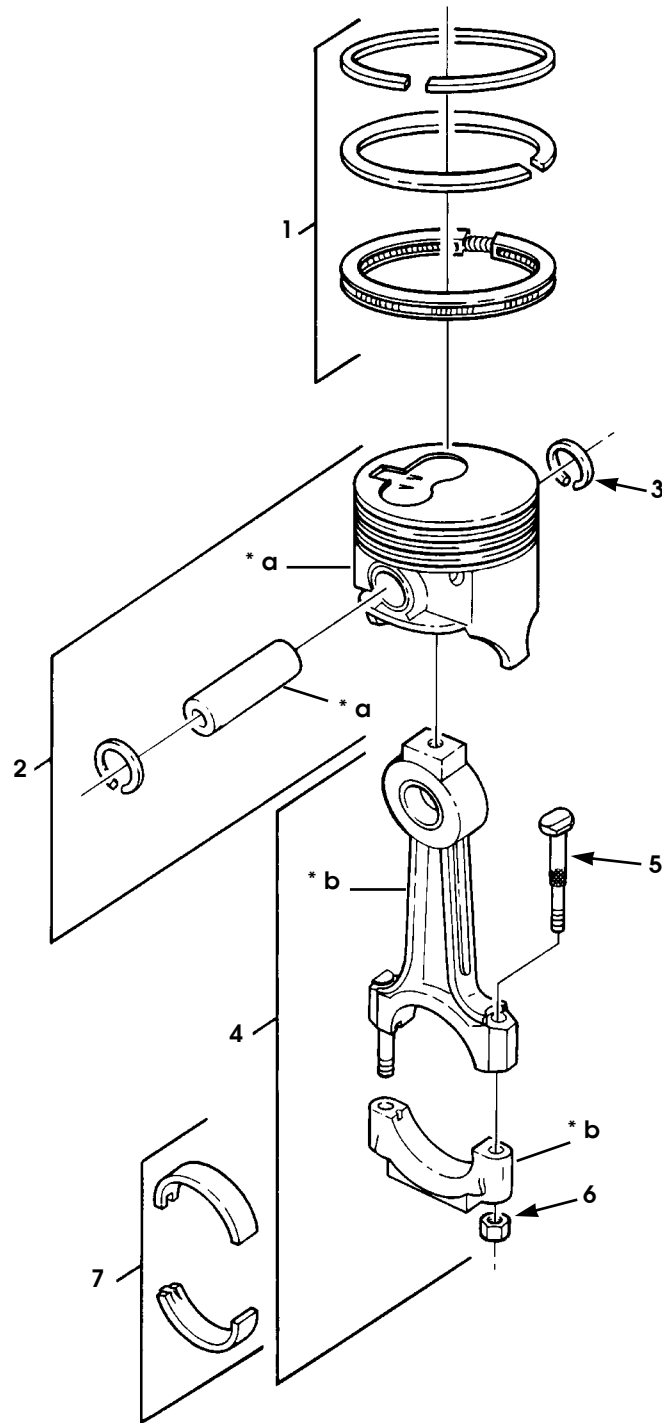


Figure 2-4. Piston Assembly, Rod Assembly, and Ring Set (Diesel).

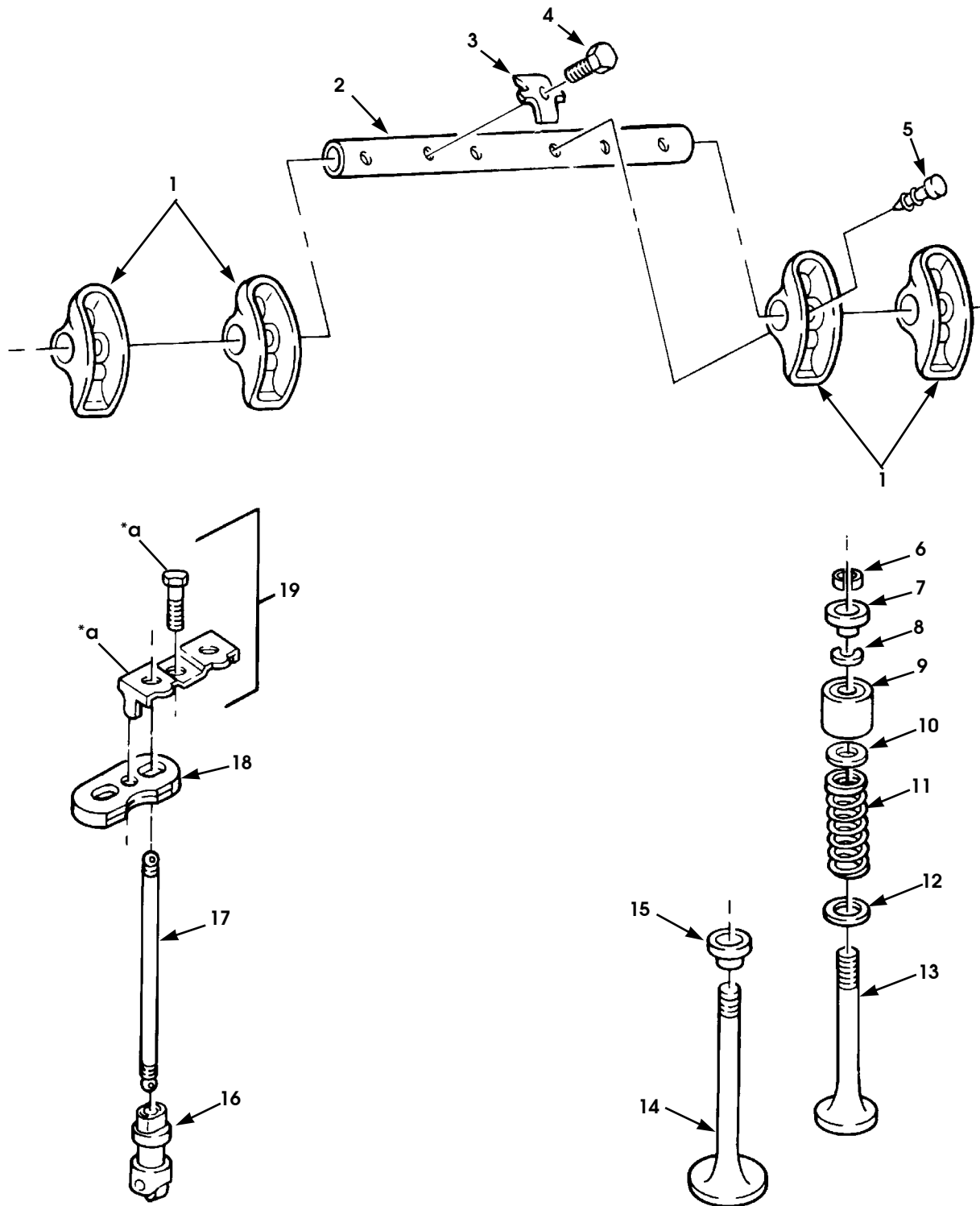
1996 HUMMER PARTS CATALOG

ENGINE/DIESEL 2-9

ITEM	PART NUMBER	DESCRIPTION	QTY
		Figure 2-4 PISTON ASSEMBLY, ROD ASSEMBLY, AND RING SET (DIESEL)	
1	05743280	RING SET, standard	8
1	05743281	RING SET,,5 mm oversized	8
2	05743282	PISTON, standard	8
2	05743799	PISTON, 0.5 mm oversized	8
3	05740158	•RING, retaining	2
4	05740038	CONNECTING ROD, piston.	8
5	05740155	•BOLT, connecting rod	2
6	05740156	•NUT, connecting rod	2
7	05740238	BEARING, connecting rod, standard	8
7	05740239	BEARING, connecting rod,,026 mm undersized	8

1996 HUMMER PARTS CATALOG

2-10 ENGINE/DIESEL



*a PART OF ITEM 19

P02-005

Figure 2-5. Valves, Guides, and Rocker Arm Assemblies (Diesel).

1996 HUMMER PARTS CATALOG

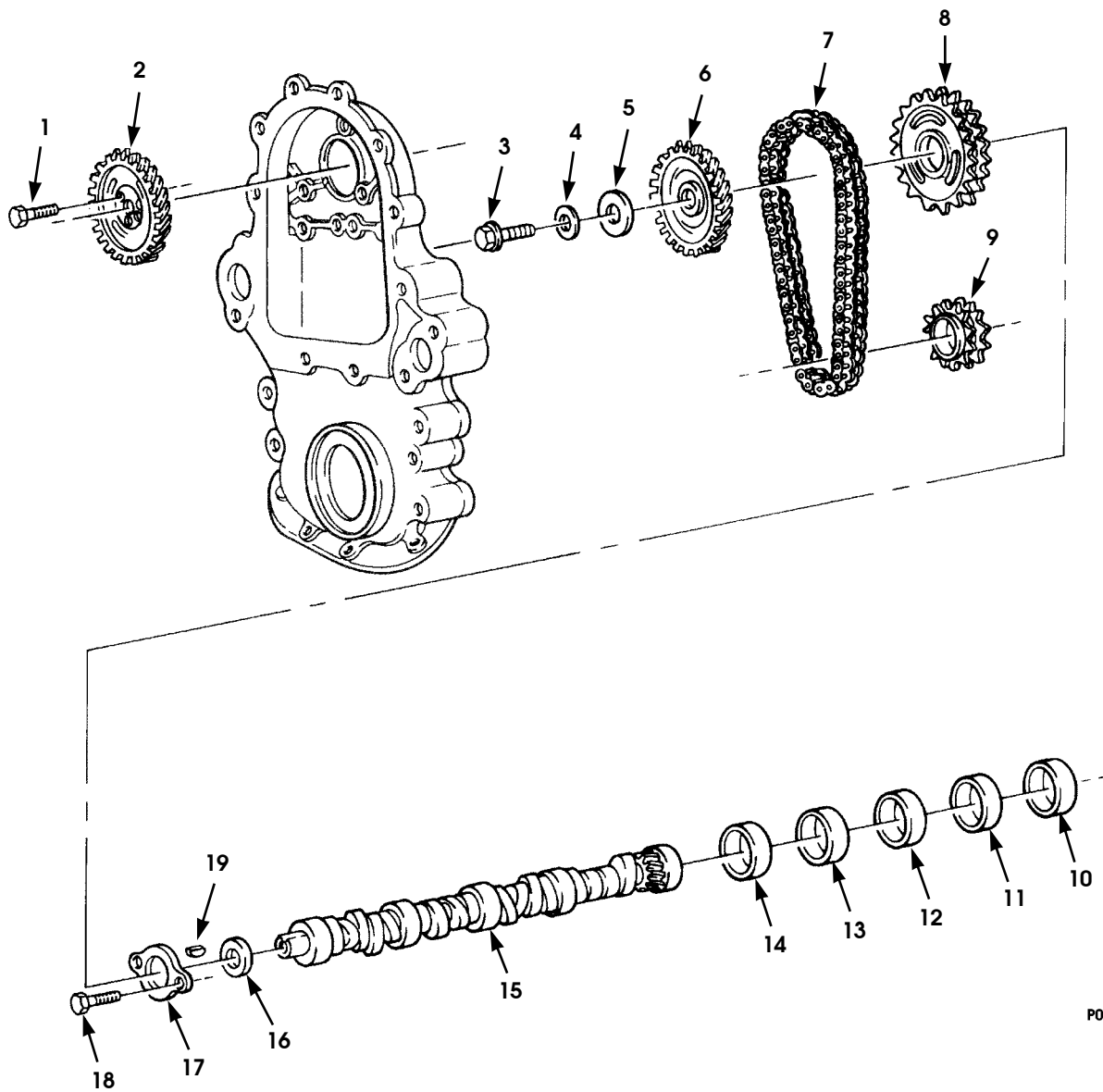
12-31-96

ENGINE/DIESEL 2-11

ITEM	PART NUMBER	DESCRIPTION	QTY
		Figure 2-5 VALVES, GUIDES, AND ROCKER ARM ASSEMBLIES (DIESEL)	
1	05740132	ROCKER ARM, valve rockers	16
2	05740531	SHAFT, valve rocker arm	4
3	05741045	RETAINER, rocker arm shaft	8
4	G 11508355	BOLT, rocker arm shaft, m10-1.5"-50	8
5	05741046	RETAINER, rocker arm	16
6	05740270	LOCK, valve spring	32
7	05740180	ROTOR, engine poppet, exhaust valve	8
8	05740266	SEAL INLET, valve stem, SEE NOTE 1	16
9	05740153	SPACER, sleeve	16
10	05742095	SEAL, exhaust valve	8
11	05740152	SPRING, valve	16
12	05740130	WASHER, valve spring	16
13	05743283	VALVE, poppet, exhaust, standard	8
13	05743284	VALVE, poppet, exhaust, .089 mm oversized	8
14	05740041	VALVE, poppet, intake, standard	8
14	05740194	VALVE, poppet, intake, .089 mm oversized	8
14	05740195	VALVE, poppet, intake, .349 mm oversized	8
15	05740131	CAP, intake valve spring	8
16	05740043	TAPPET, hydraulic roller	16
17	05740040	PUSHROD, valve	16
18	05740133	PLATE, guide.	8
19	05740134	CLAMP, guide.	8
★		NOTE 1:PART OF CYLINDER HEAD KIT 05714842 6.5L	

1996 HUMMER PARTS CATALOG

2-12 ENGINE/DIESEL



P02-00

Figure 2-6. Camshaft, Timing Chain, and Related Parts (Diesel).

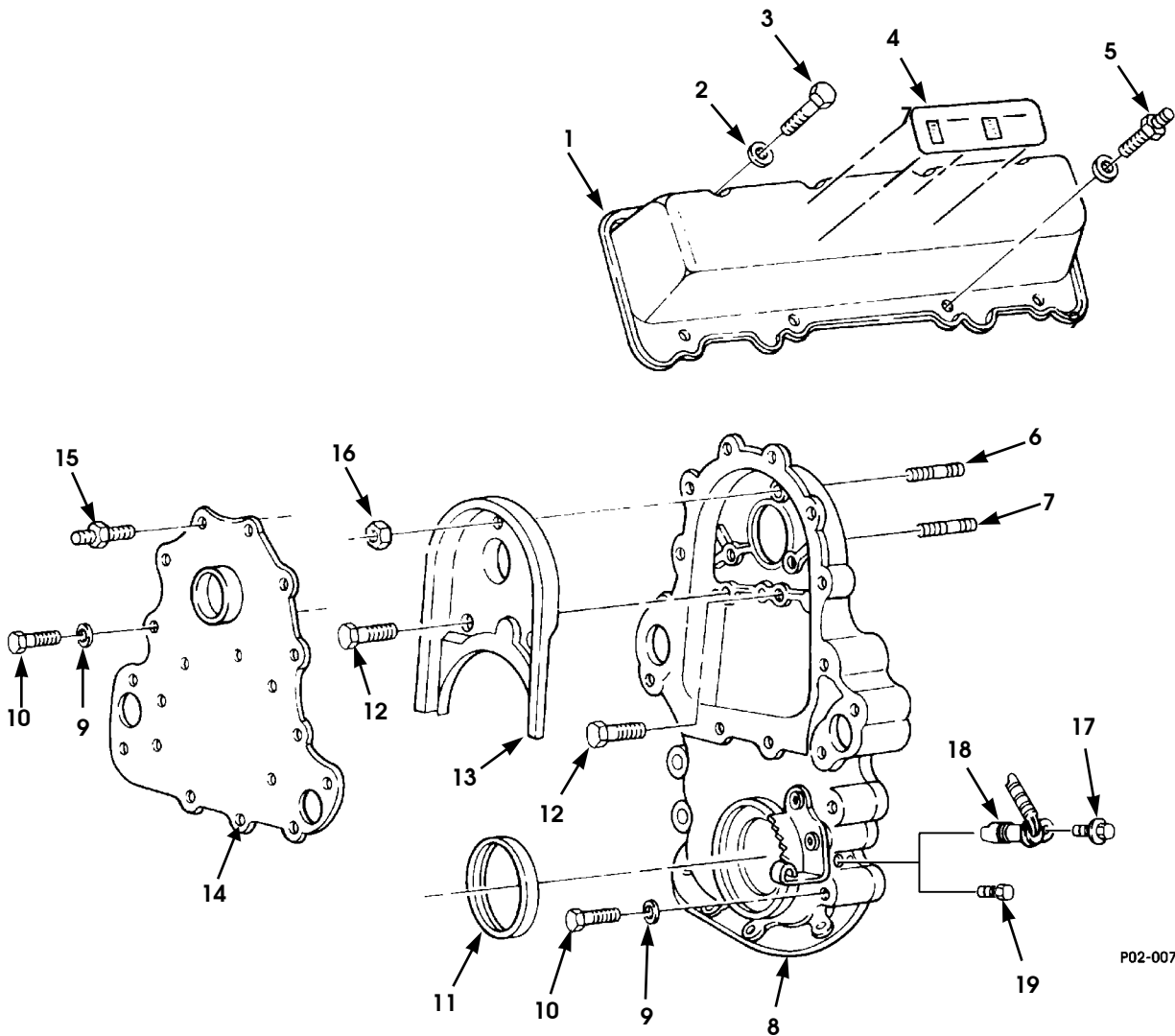
1996 HUMMER PARTS CATALOG

ENGINE/DIESEL 2-13

ITEM	PART NUMBER	DESCRIPTION	QTY
		Figure 2-6 CAMSHAFT, TIMING CHAIN, AND RELATED PARTS (DIESEL)	
1	05740184	SCREW, fuel injection pump driven gear	3
2	05740139	GEAR, fuel injection pump driven.	1
3	05741152	SCREW, pump drive gear, M12-1.75"-35, 10.9	1
4	05741151	WASHER, fuel injection pump drive gear	1
5	05740137	WASHER, fuel injection pump drive gear	1
6	05740140	GEAR, fuel injection pump drive	1
7	05740046	CHAIN, camshaft timing.	1
8	05740044	SPROCKET WHEEL, camshaft	1
9	05743229	SPROCKET WHEEL, crankshaft	1
10	05740191	BEARING, camshaft, #5, orange	1
11	05740190	BEARING, camshaft, #4, green	1
12	05740189	BEARING, camshaft, #3, yellow	1
13	05740188	BEARING, camshaft, #2, pink	1
14	05740187	BEARING, camshaft, #1, plain.	1
15	05740213	CAMSHAFT, engine	1
16	05740135	SPACER, camshaft sprocket.	1
17	05740136	BEARING, camshaft	1
18	G 11509589	SCREW, thrust bearing, M8-1.25 x 16mm.	2
19	G 00106751	KEY, camshaft, 3/16" x 3/4".	1

1996 HUMMER PARTS CATALOG

2-14 ENGINE/DIESEL



P02-007

Figure 2-7. Crankcase Cover Assembly and Rocker Cover (Diesel).

1996 HUMMER PARTS CATALOG

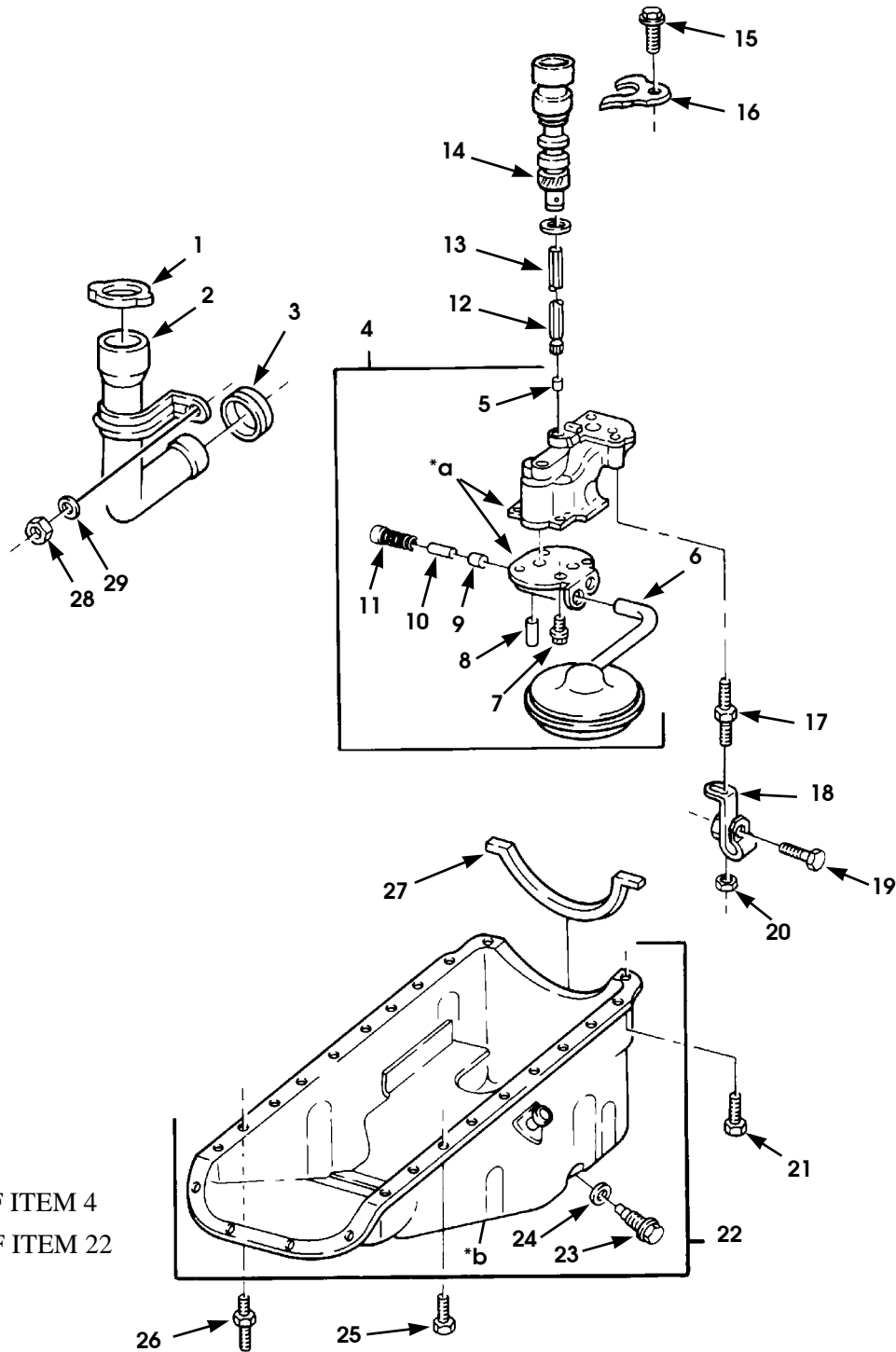
4-1-96

ENGINE/DIESEL 2-15

ITEM	PART NUMBER	DESCRIPTION	QTY
		Figure 2-7 CRANKCASE COVER ASSEMBLY AND ROCKER COVER (DIESEL)	
1	05714138	COVER, rocker arm, R.H.	1
1	05740151	COVER, rocker arm, L.H.	1
2	05741153	WASHER, rocker arm cover	7
3	G 11500914	BOLT, rocker arm cover, M8-1.25" x 12.	7
4	05743230	EMISSIONS LABEL (Non-Turbo Diesel)	1
4	06003944	EMISSIONS LABEL(English/French) (Non-Turbo Diesel)	1
4	06007449	EMISSIONS LABEL, 6.5 L Turbo (Turbo Diesel)	1
5	05740039	STUD, rocker arm cover, M8-1.25"-12-12.0	9
6	05740095	STUD, crankcase front cover and injection pump, upper	1
7	05742184	STUD, crankcase front cover and injection pump, lower M10-1.5" -45.5	2
8	05743231	COVER, crankcase front	1
9	G 09438083	WASHER, crankcase front cover	4
10	G 11502804	BOLT, crankcase front cover, M10-1.5"-30, 10.9	4
11	05743285	SEAL, crankcase front cover, SEE NOTE 1	1
12	05740181	BOLT, backing plate and front cover	2
13	05740169	BAFFLE, crankcase	1
14	05743232	PLATE, water pump backing	1
15	05740185	STUD, backing plate and front cover	2
16	G 11514603	NUT, baffle	1
17	05744439	BOLT, crankshaft position sensor (Turbo Diesel)	1
18	05744440	SENSOR, crankshaft position (Turbo Diesel)	1
19	05741150	PLUG, cup (Non-Turbo Diesel)	1
*		NOTE 1: PART OF GASKET AND SEAL KIT 05743399	

1996 HUMMER PARTS CATALOG

2-16 ENGINE/DIESEL



P02-008

Figure 2-8. Engine Oil Pan, Pump, and Filler Tube (Diesel).

1996 HUMMER PARTS CATALOG

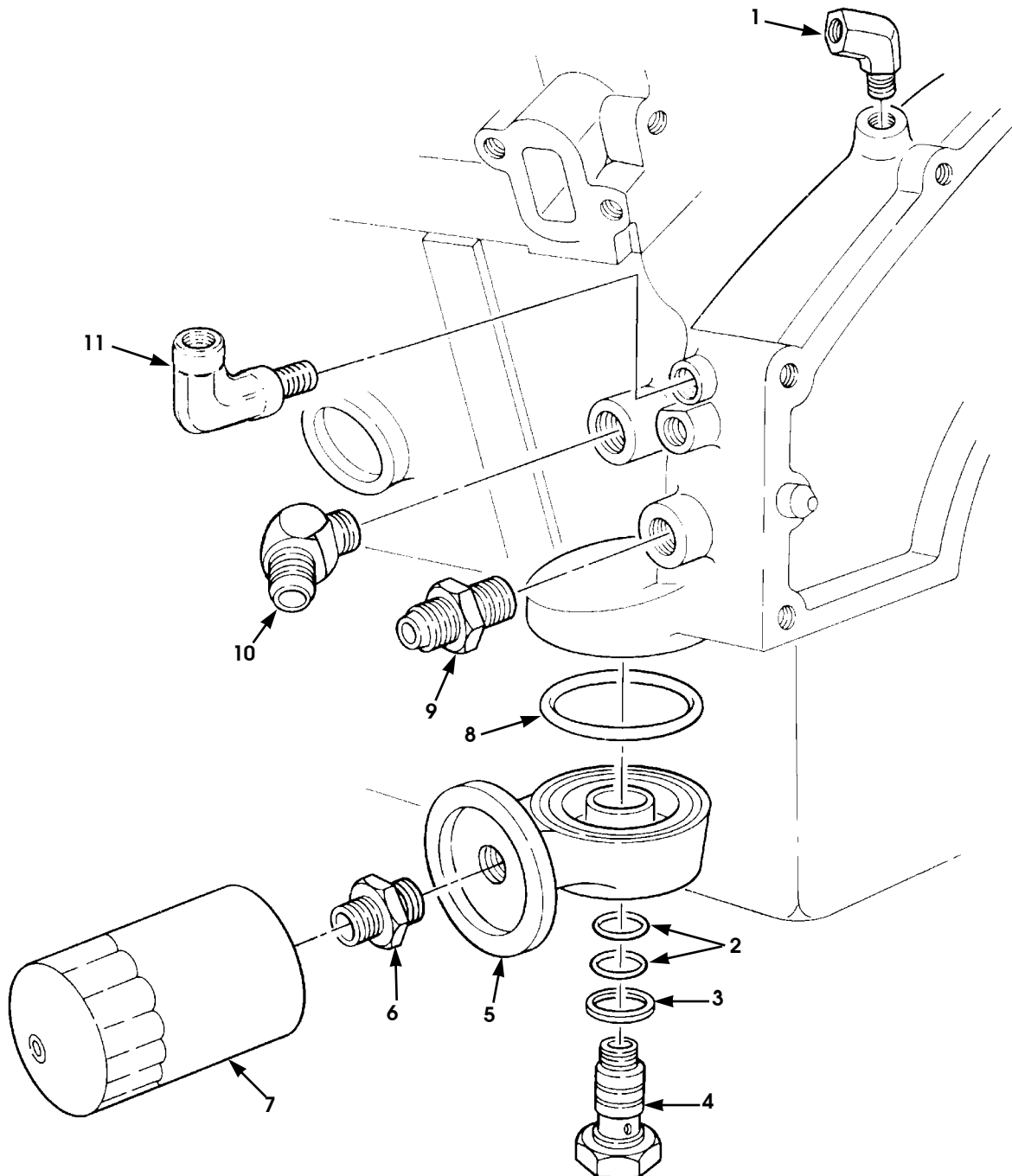
4-1-96

ENGINE/DIESEL 2-17

ITEM	PART NUMBER	DESCRIPTION	QTY
		Figure 2-8 ENGINE OIL PAN, PUMP, AND FILLER TUBE (DIESEL)	
1	05743286	CAP, engine oil filler (Non-Turbo Diesel)	1
1	06007491	CAP, engine oil filler (Turbo Diesel)	1
2	05743204	FILLER NECK, engine oil (Non-Turbo Diesel)	1
2	06006826	FILLER NECK, engine oil (Turbo Diesel)	1
3	05740161	GROMMET, oil filler tube	1
★ 4	05743233	PUMP AND SCREEN, oil pick up (Non-Turbo Diesel). . .	1
4	05744456	PUMP AND SCREEN, oil pick up (Turbo Diesel).	1
5	05740542	•RETAINER, pump assembly.	1
6	S.I.A.	•STRAINER, pump assembly (Non-Turbo Diesel)	1
6	05744457	•STRAINER, pump assembly (Turbo Diesel)	1
7	S.I.A.	•BOLT, oil pump cover	4
8	S.I.A.	•PIN, regulating valve spring stop.	1
9	S.I.A.	•DISK, oil pressure regulating valve.	1
10	S.I.A.	•VALVE, relief, oil pressure.	1
11	S.I.A.	•SPRING, oil pressure regulating valve	1
12	05740148	SHAFT, oil pump	1
13	05740051	GASKET, oil pump drive.	1
14	05743234	OIL PUMP DRIVE ASSEMBLY	1
15	05740181	BOLT, oil pump drive, M10-1.5" x 30, 10.9.	1
16	05740138	CLAMP, oil pump drive assembly.	1
17	05740244	STUD, oil pump assembly	1
18	05741613	CLAMP, oil pickup tube.	1
19	05741047	BOLT, oil pickup tube, M10-9	1
20	Ⓒ 11506101	NUT, oil pickup tube bracket, M10-1,5"	1
21	05740085	BOLT, engine oil pan	2
★ 22	05743794	OIL PAN, engine (Non-Turbo Diesel)	1
★ 22	05743236	OIL PAN, engine (Turbo Diesel)	1
23	05741081	•PLUG, engine oil pan	1
24	05741252	•GASKET, engine oil drainplug.	1
25	05740084	SCREW, engine oil pan	20
26	05591286	STUD, engine oil pan.	2
27	05743235	SEAL, engine oil pan, rear, SEE NOTE 1	1
28	05740247	NUT, oil filler neck.	2
29	05592917	WASHER, oil filler neck, 1/4"	2
		NOTE 1: PART OF OIL PAN SET 05743400	

1996 HUMMER PARTS CATALOG

2-18 ENGINE/DIESEL



P02-009

Figure 2-9. Oil Filter, Adapter, and Oil Line Fittings (Diesel).

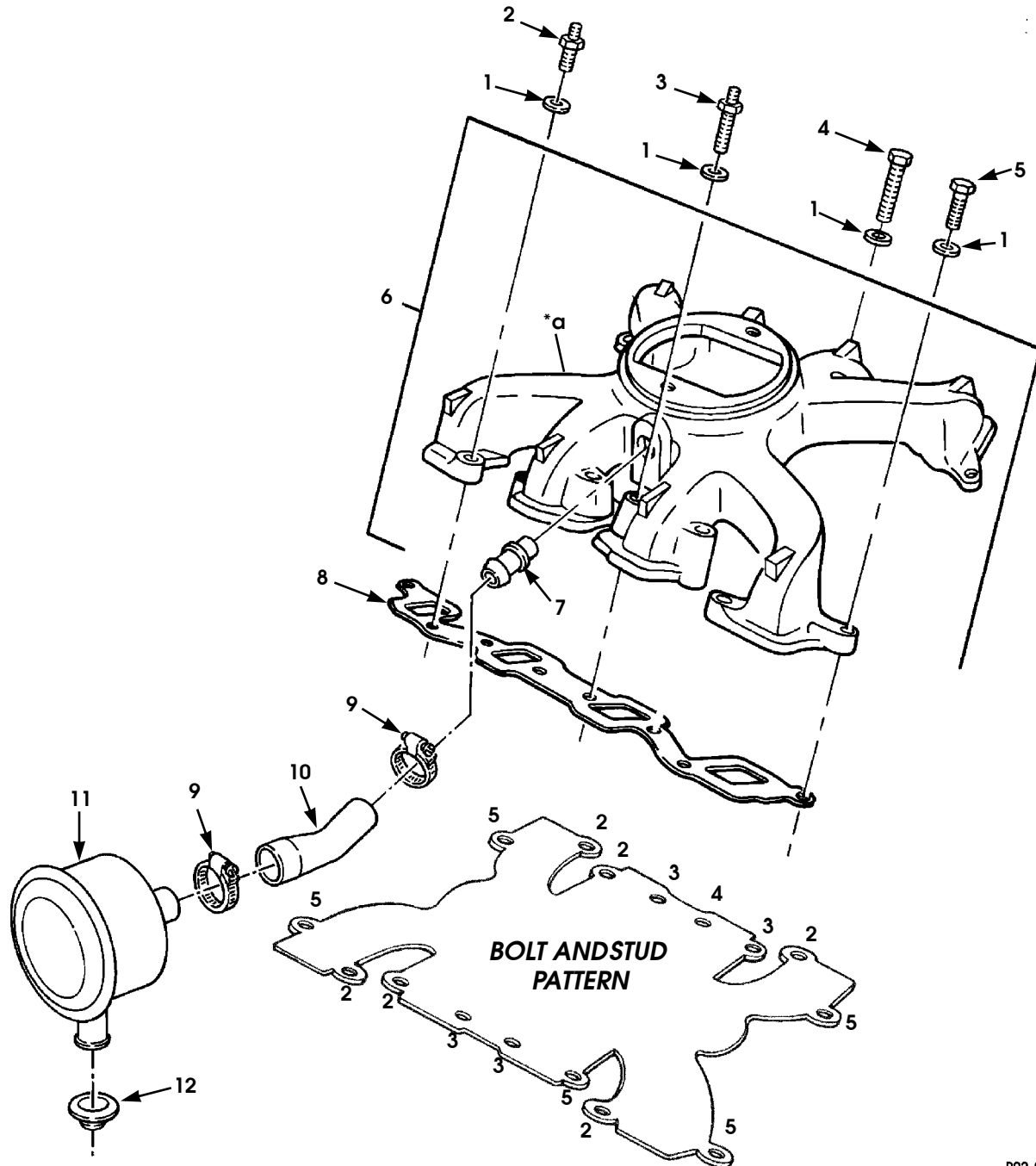
1996 HUMMER PARTS CATALOG

ENGINE/DIESEL 2-19

ITEM	PART NUMBER	DESCRIPTION	QTY
		Figure 2-9 OIL FILTER, ADAPTER, AND OIL LINE FITTINGS (DIESEL)	
1	G 00454097	ELBOW, oil pressure sensor, 45 degree	1
2	MS 00028775 020	PACKING, oil filter adapter bolt	2
3	12339409	GASKET, oil filter adapter bolt	1
4	12339410	BOLT, fluid passage	1
5	12338780	BRACKET, filter mount	1
6	12339405	REDUCER, oil filter adapter.	1
7	05579680	FILTER, engine oil.	1
8	MS 00028775 236	PACKING, oil filter adapter.	1
9	12338778	ADAPTER, oil cooler outlet hose	1
10	12338776	ELBOW, 45 degree.	1
11	06000272	ELBOW, 90 degree.	1

1996 HUMMER PARTS CATALOG

2-20 ENGINE/DIESEL



P02-01

*a PART OF ITEM 6

Figure 2-10. Air Intake Manifold, Crankcase Depression Regulator Valve, and Mounting Hardware (Non-Turbo Diesel).

1996 HUMMER PARTS CATALOG

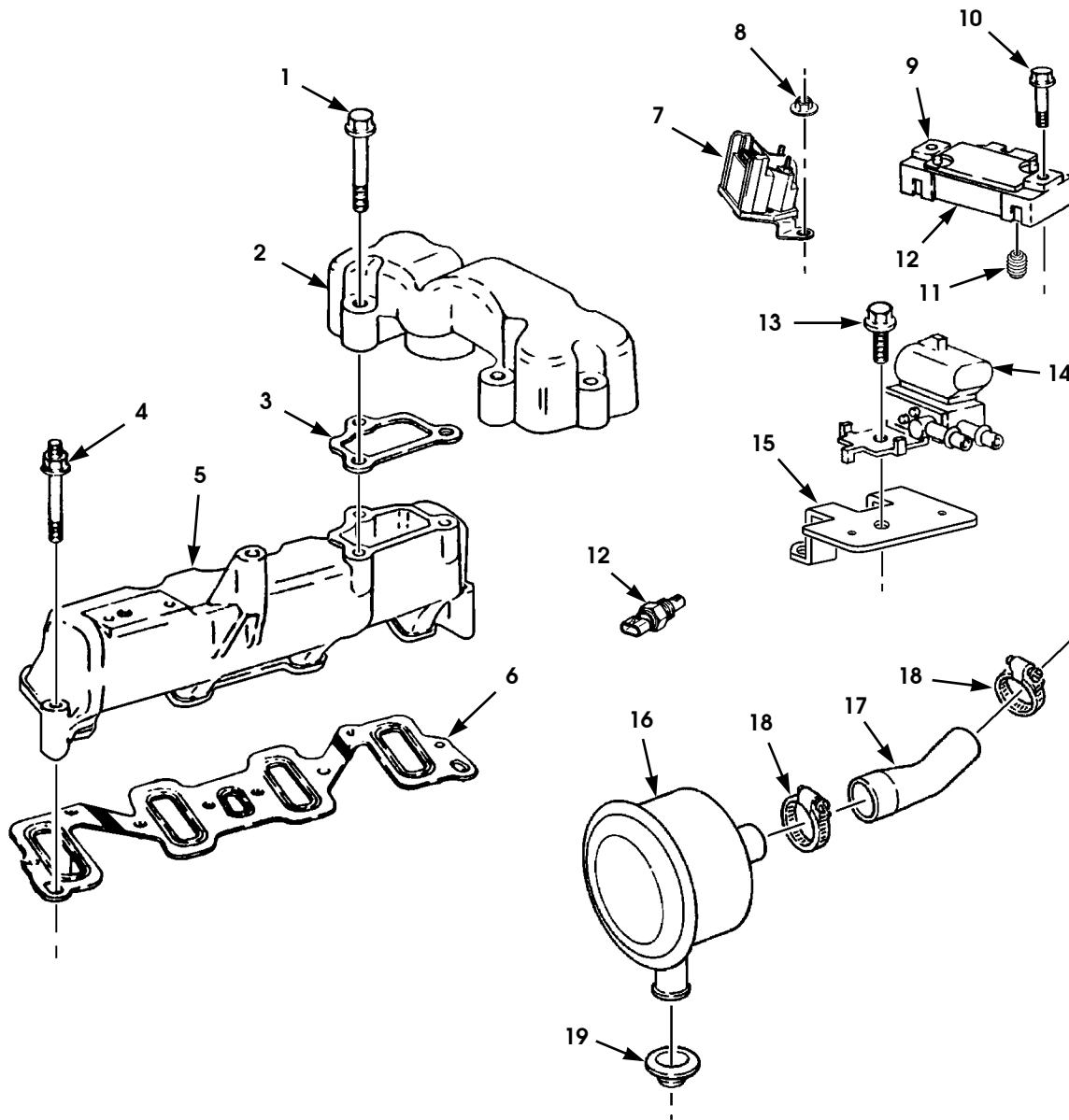
12-31-96

ENGINE/DIESEL 2-21

ITEM	PART NUMBER	DESCRIPTION	QTY
		Figure 2-10 AIR INTAKE MANIFOLD, CRANKCASE DEPRESSION REGULATOR VALVE, AND MOUNTING HARDWARE (NON-TURBO DIESEL)	
1	G 02436164	WASHER, flat, 7/16"	16
2	05740052	STUD, intake manifold, M10-1.5" x 30 x 20	6
3	05740053	STUD, intake manifold, M10-1.5" x 58 x 17	4
4	G 11509265	SCREW, cap, hexagon, M10-1.5" x 30, 10.9	1
5	05740181	BOLT, self-locking, M10-1.5" x 30, 10.9	5
6	05740057	MANIFOLD, intake	1
7	05741614	•ADAPTER, straight	1
8	05740183	GASKET SET, intake main, SEE NOTE 1	2
9	11608950 5	CLAMP, CDR valve hose	2
10	05742652	HOSE, preformed, CDR valve to air intake manifold . .	1
11	05714132	SENSOR, air charged	1
12	05714133	GROMMET, CDR valve mounting	1
		NOTE 1: PART OF CYLINDER HEAD GASKET SET P/N 05714842	
*			

1996 HUMMER PARTS CATALOG

2-22 ENGINE/DIESEL



P02-017

Figure 2-11. Air Intake Manifolds, Crankcase Depression Regulator Valve, Glowplug Controller, Turbo Pressure Sensor, and Air Intake Temperature Sensor (Turbo Diesel).

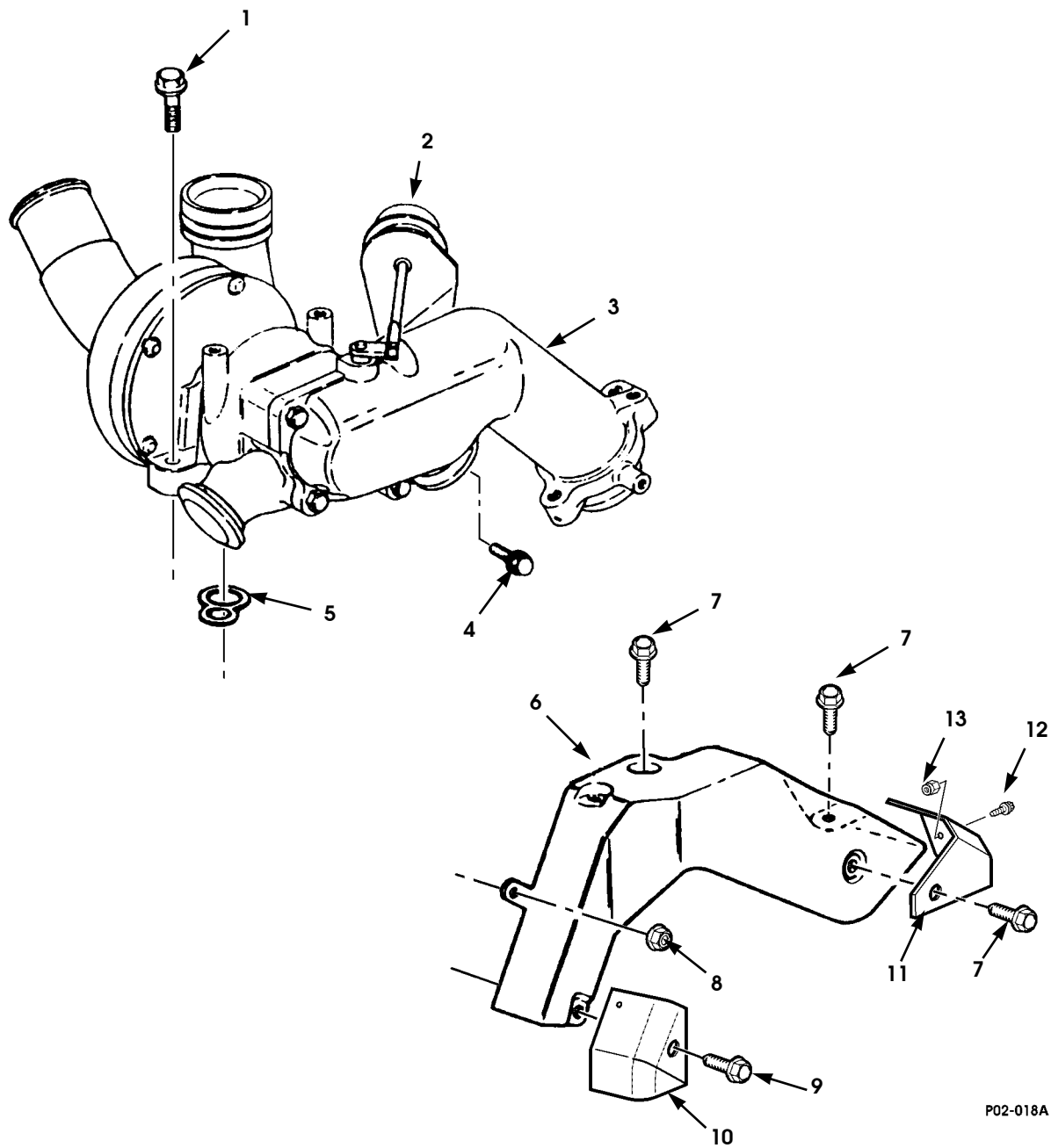
1996 HUMMER PARTS CATALOG

12-31-96

ENGINE/DIESEL 2-23

ITEM	PART NUMBER	DESCRIPTION	QTY
		Figure 2-11 AIR INTAKE MANIFOLDS, CRANKCASE DEPRESSION REGULATOR VALVE, GLOWPLUG CONTROLLER, TURBO PRESSURE SENSOR, AND AIR INTAKE TEMPERATURE SENSOR (TURBO DIESEL)	
1	05744435	BOLT, center intake manifold (Turbo Diesel)	6
2	05744452	INTAKE MANIFOLD, center (Turbo Diesel)	1
3	05744448	GASKET, center intake manifold (Turbo Diesel)	2
4	05744459	STUD, intake manifold-to-head (Turbo Diesel)	16
5	05744453	INTAKE MANIFOLD, L.H. (Turbo Diesel)	1
5	05744454	INTAKE MANIFOLD, R.H. (Turbo Diesel)	1
6	05744451	GASKET, intake manifold-to-head (Turbo Diesel)	2
7	05744450	GLOWPLUG CONTROLLER (Turbo Diesel)	1
8	⊕ 11501850	NUT, hex flange , 10 - 1.5 (Turbo Diesel)	1
9	05744466	PRESSURE SENSOR, turbo (Turbo Diesel)	1
10	05744467	BOLT, turbo pressure sensor (Turbo Diesel)	2
11	05744468	SEAL, turbo pressure sensor (Turbo Diesel)	1
12	05744430	SENSOR, air intake temperature (Turbo Diesel)	1
13	05744472	BOLT, solenoid valve (Turbo Diesel)	1
14	05744458	SOLENOID VALVE, boost control (Turbo Diesel)	1
15	05744442	BRACKET, solenoid valve mounting (Turbo Diesel)	1
* 16	05714132	VALVE, CDR (Turbo Diesel)	1
17	06007255	HOSE, CDR valve (Turbo Diesel)	1
18	11608950 5	CLAMP, CDR vent hose (Turbo Diesel)	2
19	05714133	GROMMET, CDR valve mount (Turbo Diesel)	1

2-24 ENGINE/DIESEL



P02-018A

Figure 2-12. TurboCharger Assembly (Turbo Diesel).

1996 HUMMER PARTS CATALOG

12-31-96

ENGINE/DIESEL 2-25

ITEM	PART NUMBER	DESCRIPTION	QTY
		Figure 2-12 TURBOCHARGER ASSEMBLY (TURBO DIESEL)	
1	05744431	BOLT, turbo-to-block (Turbo Diesel), 10mm - 1.5 x 30 mm	2
* 2	05744654	ACTUATOR, wastegate	1
* 3	05744470	TURBOCHARGER ASSEMBLY (Turbo Diesel).	1
* 4	G 11502685	BOLT, wastegate bracket, 8 mm - 1.25 x 20 mm, (Turbo Diesel)	1
* 5	05744469	SEAL, turbo-to-block (Turbo Diesel)	1
* 6	12550114	HEAT SHIELD, turbocharger (Turbo Diesel)	1
* 7	05744439	BOLT, heat shield (Turbo Diesel), 8 mm - 1.25 x 74 mm	3
* 8	G 11503643	NUT, heat shield (Turbo Diesel), 10 mm - 1.5	1
* 9	G 11504595	BOLT, heat shield (Turbo Diesel), 10 mm - 1.5 x 20 mm	1
* 10	06007707	HEAT SHIELD, left	1
* 11	RCSK1808 9	HEAT SHIELD, right	1
* 12	G 00423522	SCREW/LOCKWASHER, 6-32 x 1/2".	1
* 13	G 00271482	LOCKNUT, 6-32 w/ext lockwasher	1

2-26 ENGINE/DIESEL

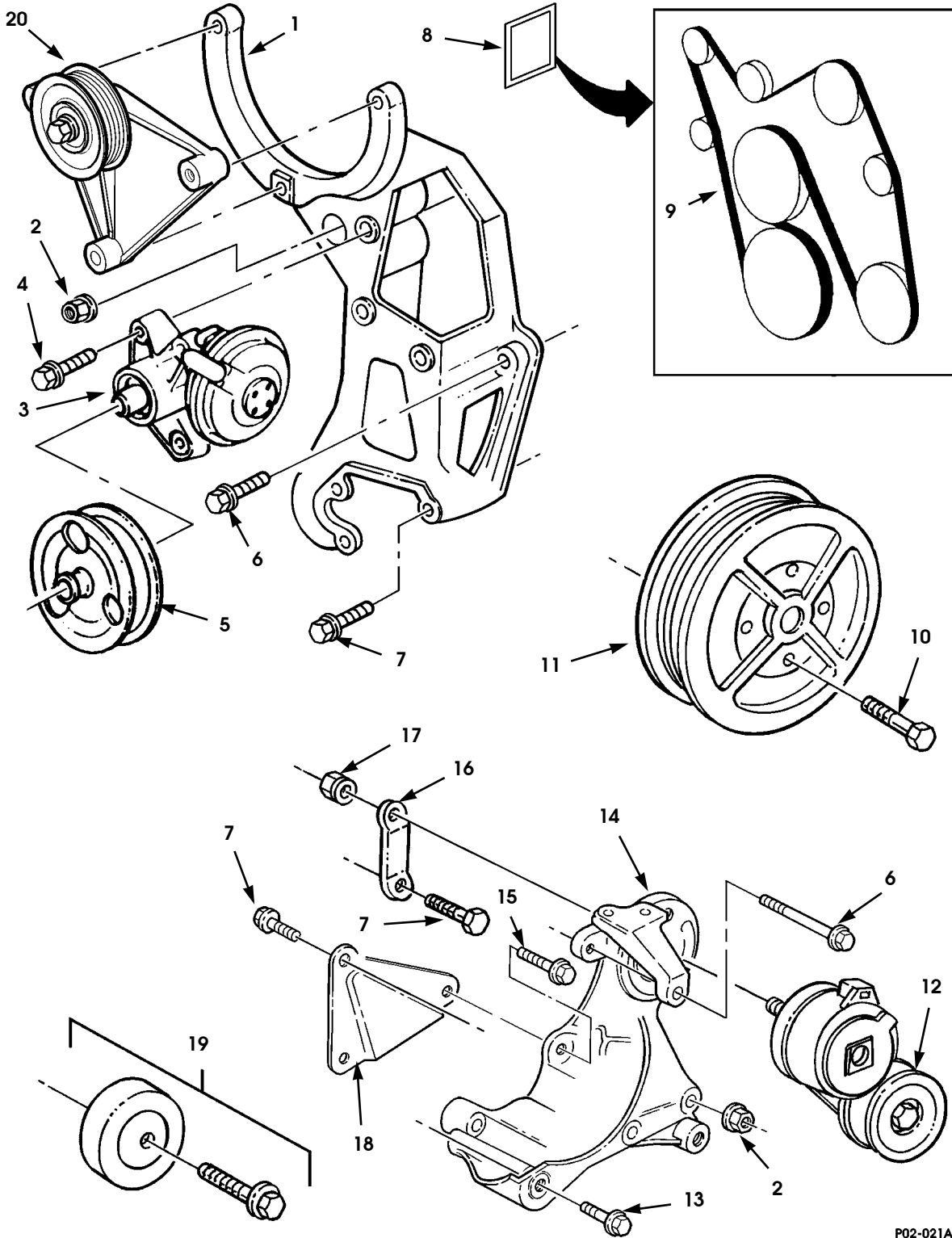


Figure 2-13. Vacuum Pump, Serpentine Belt and Accessory Drive Brackets and Pulleys (Non-Turbo Diesel).

P02-021A

1996 HUMMER PARTS CATALOG

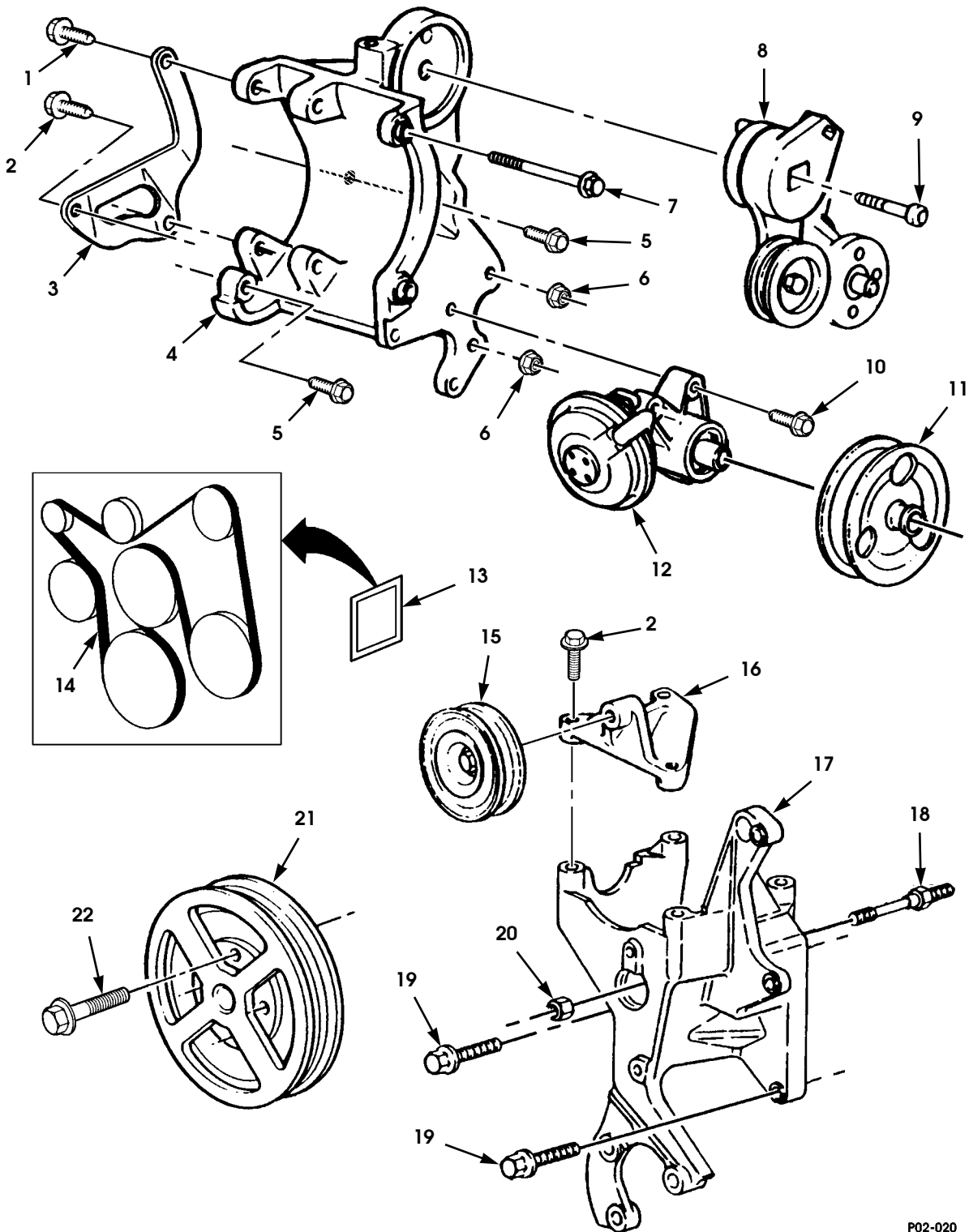
12-31-96

ENGINE/DIESEL 2-27

ITEM	PART NUMBER	DESCRIPTION	QTY
		Figure 2-13 VACUUM PUMP, SERPENTINE BELT AND ACCESSORY DRIVE BRACKETS AND PULLEYS (NON-TURBO DIESEL)	
1	06003050	BRACKET (Non-Turbo Diesel)	1
2	G 11514597	NUT, P/S pump-to-bracket (Non-Turbo Diesel)	3
3	06007366	VACUUM PUMP (Non-Turbo Diesel)	1
4	05741047	BOLT, M8 x 1.25" x 30 (Non-Turbo Diesel)	3
5	06007367	PULLEY, vacuum pump (Non-Turbo Diesel)	1
* 6	G 11508475	BOLT, M10 x 1.5 x 40.	5
7	G 11508251	BOLT, brace-to-cover M10 x 1.5 x 25 (Non-Turbo Diesel)	3
8	06003503	LABEL, belt routing (Non-Turbo Diesel)	1
9	06003052	BELT, serpentine (Non-Turbo Diesel)	1
10	G 11504571	BOLT, M10 x 1.5" x 65 (Non-Turbo Diesel)	4
11	06003069	PULLEY, crankshaft (Non-Turbo Diesel)	1
12	06003051	TENSIONER (Non-Turbo Diesel)	1
13	G 11502606	BOLT, alternator mounting bracket	1
14	06003049	BRACKET, alternator mounting	1
15	G 11509036	BOLT, bracket to head	2
16	06003047	BRACE, tensioner (Non-Turbo Diesel)	1
17	G 11508184	NUT, tensioner brace (Non-Turbo Diesel)	1
18	06003053	BRACE, rear alternator support	1
19	06003045	IDLER ASSEMBLY (Non-Turbo Diesel)	1
* 20	06003070	IDLER/PULLEY & BRACKET ASSEMBLY wo/AC (Non-Turbo Diesel)	1

1996 HUMMER PARTS CATALOG

2-28 ENGINE/DIESEL



P02-020

Figure 2-14. Vacuum Pump, Serpentine Belt and Accessory Drive Brackets and Pulleys (Turbo Diesel).

1996 HUMMER PARTS CATALOG

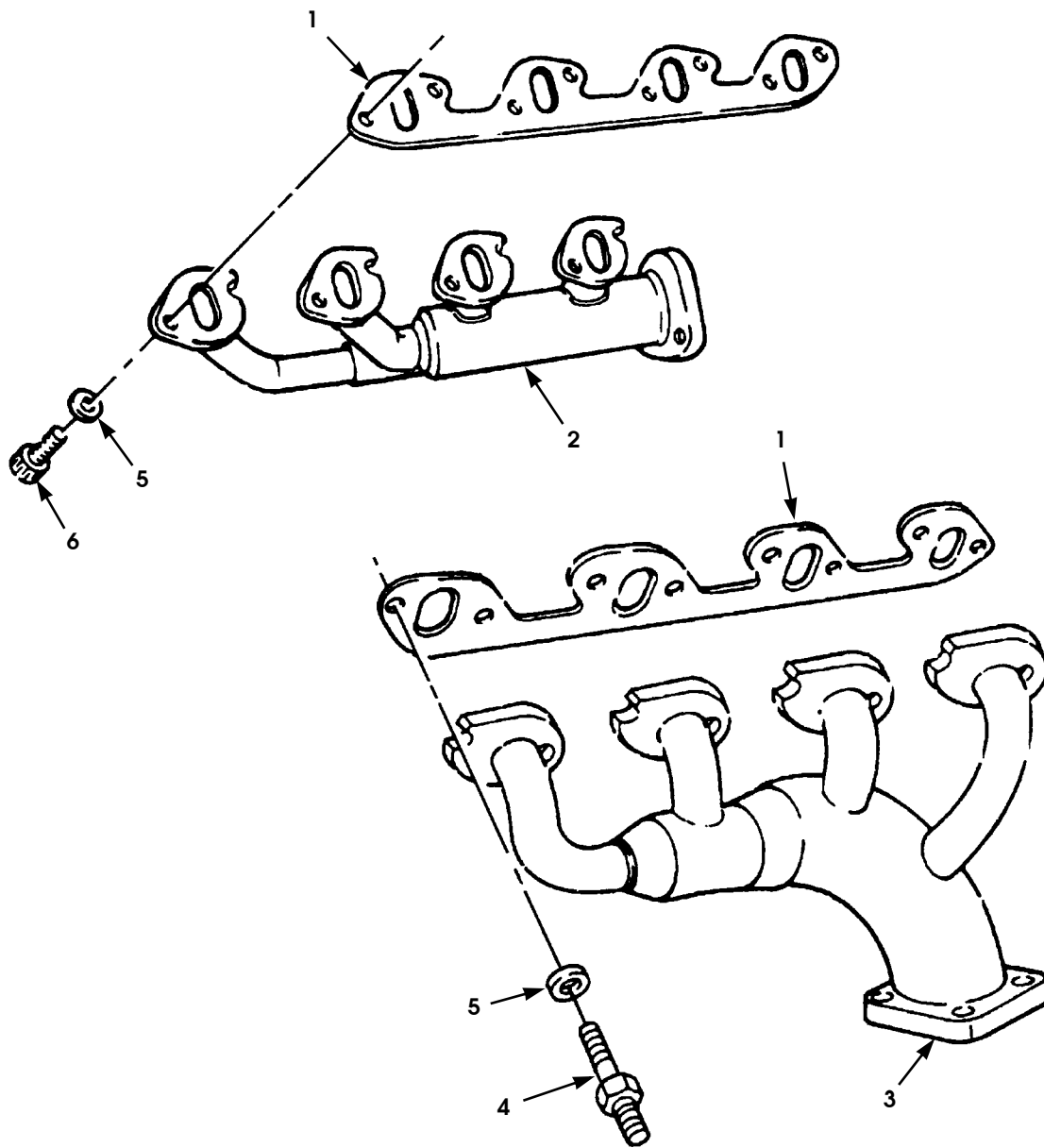
4-1-96

ENGINE/DIESEL 2-29

ITEM	PART NUMBER	DESCRIPTION	QTY
		Figure 2-14 VACUUM PUMP, SERPENTINE BELT AND ACCESSORY DRIVE BRACKETS AND PULLEYS (TURBO DIESEL)	
1	06003067	BOLT, brace , 10 -1.5 x 20 mm (Turbo Diesel)	1
2	06006783	BOLT, brace, 10 - 1.5 x 35 (Turbo Diesel)	4
3	06006773	BRACE, rear generator bracket (Turbo Diesel)	1
4	06006775	BRACKET, generator-to-engine (Turbo Diesel)	1
5	Ⓔ 11509036	BOLT, generator bracket, 10 -1.5 x 45 (Turbo Diesel) . .	2
6	06006989	NUT, generator brace, 10 mm - 1.5 (Turbo Diesel)	2
* 7	06006777	BOLT, generator mounting, 10 -1.5 x 95 mm (Turbo Diesel)	2
8	06003051	TENSIONER (Turbo Diesel)	1
9	06006802	BOLT, tensioner, 12 -1.75 x 95 mm (Turbo Diesel)	1
10	06006804	BOLT, vacuum pump, 8 - 1.25 x 30 mm (Turbo Diesel) .	3
11	06006805	PULLEY, vacuum pump (Turbo Diesel)	1
12	06006803	VACUUM PUMP (Turbo Diesel)	1
13	06006813	LABEL, belt routing (Turbo Diesel)	1
14	06007453	BELT, serpentine (Turbo Diesel)	1
15	06006811	PULLEY, idler assembly, non-A/C (Turbo Diesel)	1
16	06006812	BRACKET, idler assembly, non-A/C (Turbo Diesel)	1
17	06006807	BRACKET, A/C, power steering mounting (Turbo Diesel)	1
18	06006806	STUD, bracket, 10 - 1.5 x 17 mm (Turbo Diesel)	1
19	06006808	BOLT, bracket, 10 - 1.5 x 40 mm (Turbo Diesel)	2
* 20	Ⓔ 11501850	NUT, bracket, 10 - 1.5 (Turbo Diesel)	1
21	06003069	PULLEY, crankshaft (Turbo Diesel)	1
22	Ⓔ 11504571	BOLT, M10 x 1.5" x 65 (Turbo Diesel)	4

1996 HUMMER PARTS CATALOG

2-30 ENGINE/DIESEL



P02-011

Figure 2-15. Exhaust Manifolds (Non-Turbo Diesel).

1996 HUMMER PARTS CATALOG

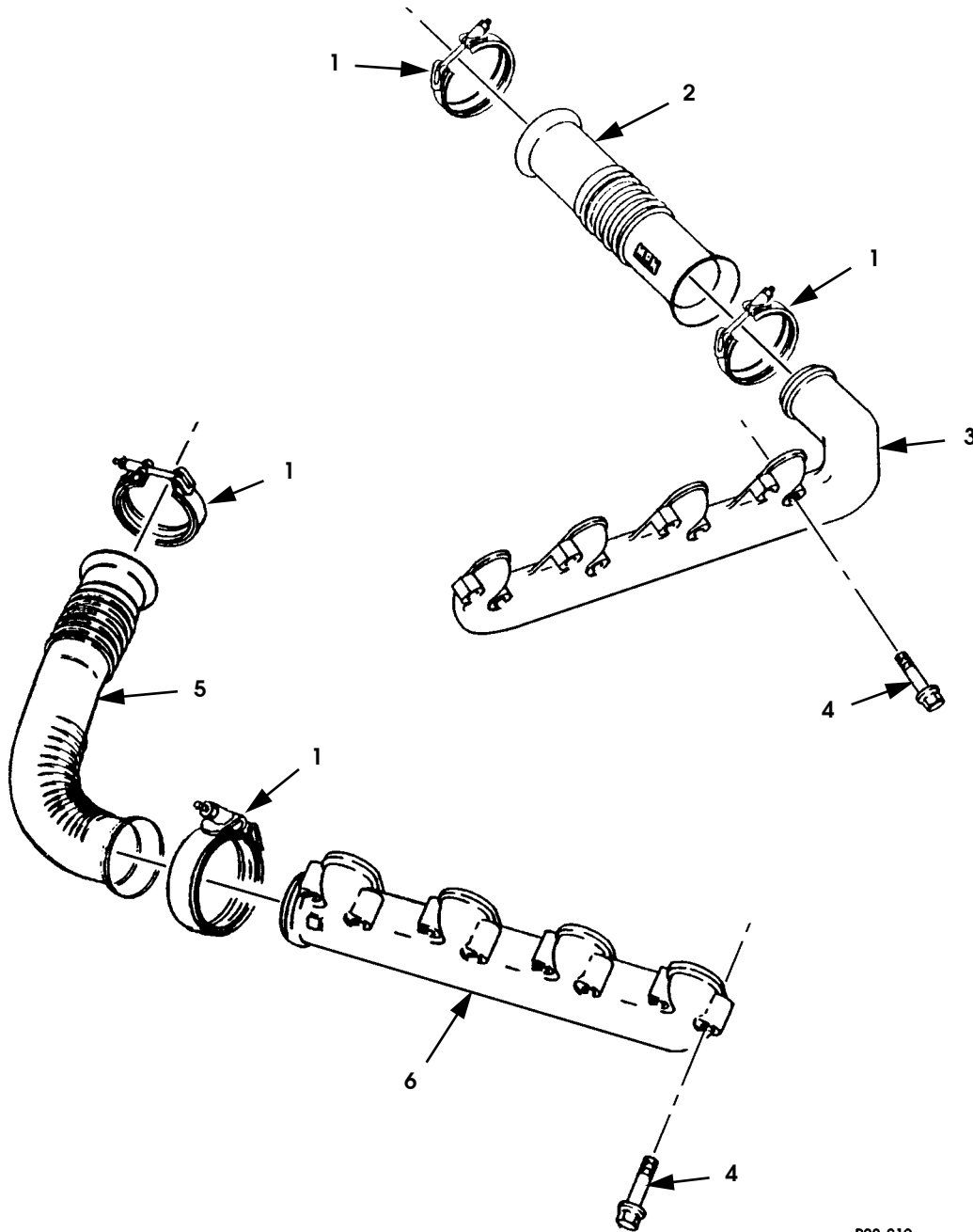
4-1-96

ENGINE/DIESEL 2-31

ITEM	PART NUMBER	DESCRIPTION	QTY
		Figure 2-15 EXHAUST MANIFOLDS (NON-TURBO DIESEL)	
1	12339414	GASKET, exhaust manifold (Non-Turbo Diesel)	2
★ 2	12338788	MANIFOLD, exhaust, R.H. (Non-Turbo Diesel)	1
★ 3	12338787	MANIFOLD, exhaust, L.H. (Non-Turbo Diesel)	1
4	12339406 3	STUD, exhaust manifold, L.H. (Non-Turbo Diesel) M10 - 1.5 x 66.6	1
5	G 11500256	WASHER, flat, 10mm (Non-Turbo Diesel)	16
6	12339239 1	SCREW, exhaust manifold, M10-1.5" x 25, 12.9 (Non-Turbo Diesel)	15

1996 HUMMER PARTS CATALOG

2-32 ENGINE/DIESEL



P02-019

Figure 2-16. Exhaust Manifolds (Turbo Diesel).

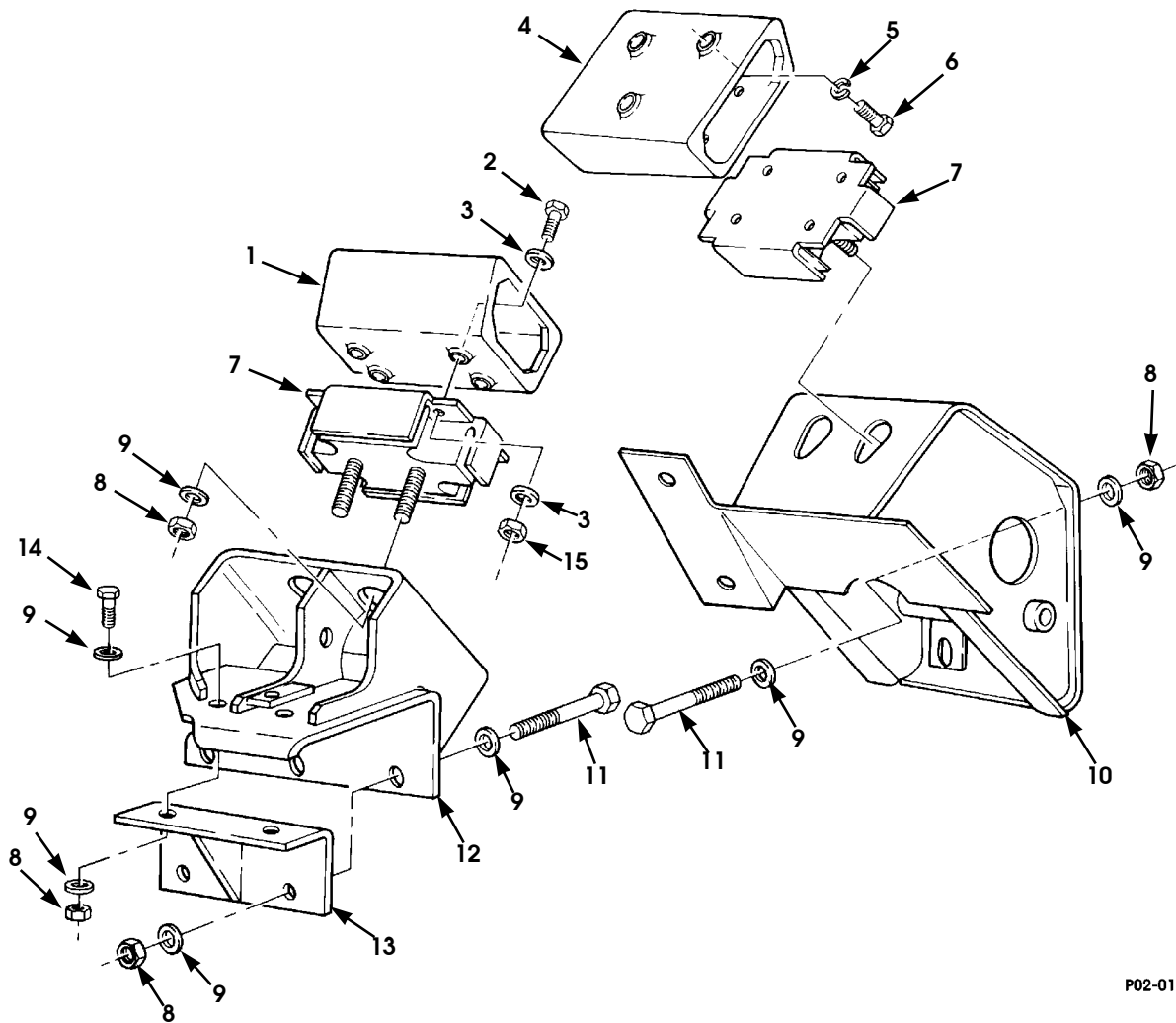
1996 HUMMER PARTS CATALOG

ENGINE/DIESEL 2-33

ITEM	PART NUMBER	DESCRIPTION	QTY
		Figure 2-16 EXHAUST MANIFOLDS (TURBO DIESEL)	
1	05744438	CLAMP,exhaust manifold-to-turbo (Turbo Diesel)	4
2	05744464	EXHAUST PIPE, L.H. (Turbo Diesel)	1
3	05744445	EXHAUST MANIFOLD, L.H. (Turbo Diesel)	1
4	05937378	BOLT, M10-1.5 x 25 (Turbo Diesel)	16
5	05744465	EXHAUST PIPE, R.H. (Turbo Diesel)	1
6	05744446	EXHAUST MANIFOLD, R.H. (Turbo Diesel)	1

1996 HUMMER PARTS CATALOG

2-34 ENGINE/DIESEL



P02-012

Figure 2-17. Engine Mounting Brackets (Diesel).

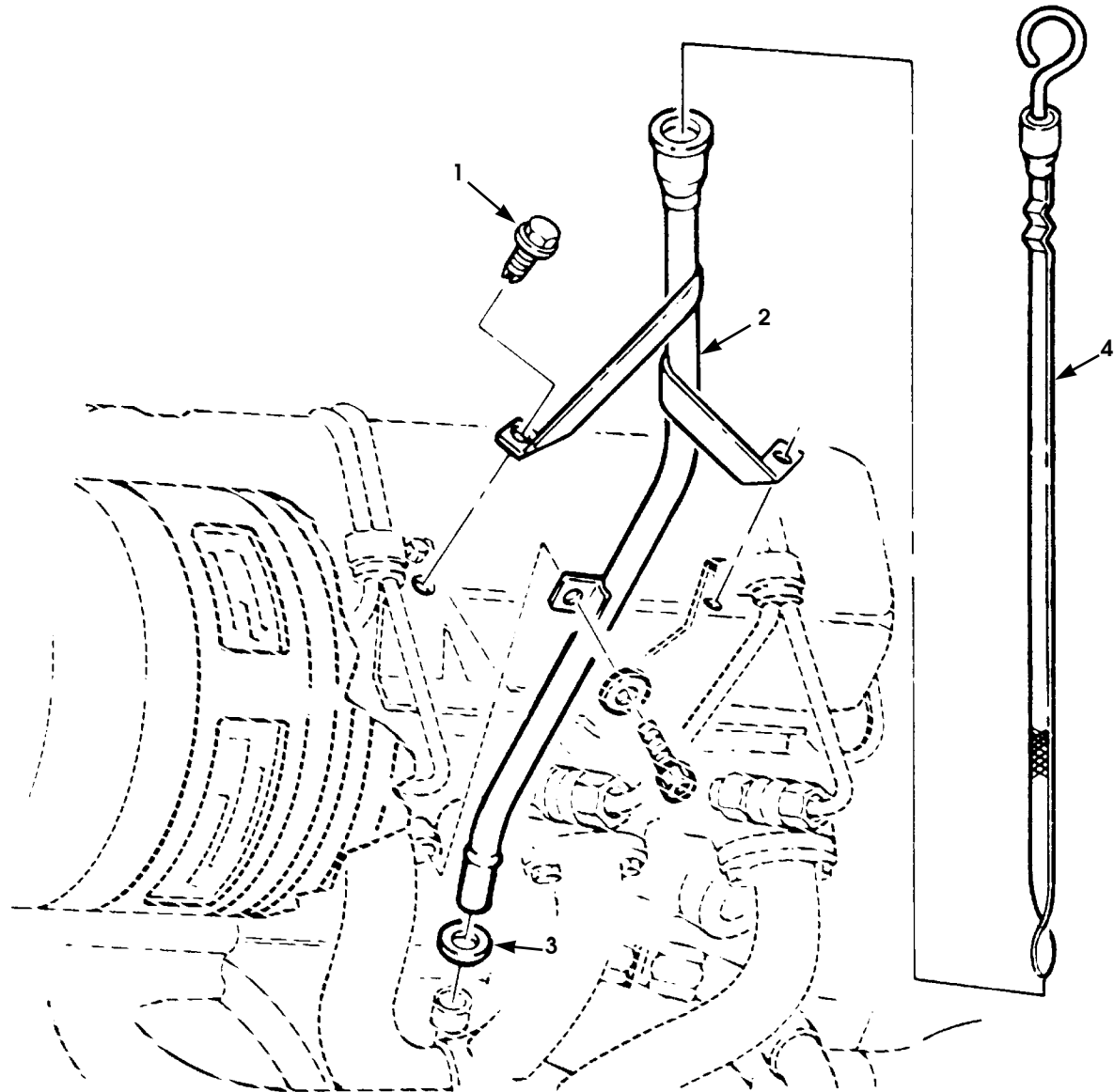
1996 HUMMER PARTS CATALOG

ENGINE/DIESEL 2-35

ITEM	PART NUMBER	DESCRIPTION	QTY
		Figure 2-17 ENGINE MOUNTING BRACKETS (DIESEL)	
1	12339133	BRACKET, engine block to insulator, R.H.	1
2	MS 00090728 62	SCREW, insulator to engine mount, 3/8"-16 x 1.25" . . .	8
3	G 02436163	WASHER, flat, 3/8"	16
4	12339132	BRACKET, engine block to insulator, L.H.	1
5	MS 00035338 46	LOCKWASHER, engine mount	6
6	MS 00090728 60	SCREW, engine mount, 3/8"-16 x 1.0"	6
7	12339179	MOUNT, resilient	2
8	MS 00051943 39	NUT, engine mount, 1/2"-13	13
9	G 02436165	WASHER, flat, 1/2"	22
10	12338205	BRACKET, frame to insulator	1
11	MS 00090728 125	SCREW, engine mount, 1/2"-13 x 4.5"	7
12	12338183	BRACKET, frame to insulator, R.H.	1
13	06003929	BRACKET, engine mount	1
14	MS 00090728 111	SCREW, bracket to engine mount, 1/2"-13 x 1 1/4" . . .	2
15	MS 00051943 35	NUT, insulator to engine mount, 3/8"-16	8

1996 HUMMER PARTS CATALOG

2-36 ENGINE/DIESEL



P02-013

Figure 2-18. Engine Oil Dipstick and Tube Assembly (Diesel).


1996 HUMMER PARTS CATALOG

ENGINE/DIESEL 2-37

ITEM	PART NUMBER	DESCRIPTION	QTY
		Figure 2-18 ENGINE OIL DIPSTICK AND TUBE ASSEMBLY (DIESEL)	
1	12340515	SCREW, engine oil dipstick tube, #8 x .44	2
	05741162	SCREW (not illustrated), 4.2 mm - 1.4 x 10 mm.	2
2	06004894	TUBE ASSEMBLY, engine oil dipstick (Non-Turbo Diesel)	1
2	06006825	TUBE ASSEMBLY, engine oil dipstick (Turbo Diesel)	1
3	G 00274244	O-RING, tube assembly, .355"	1
4	06002645	DIPSTICK, engine oil level (Non-Turbo Diesel)	1
4	06006824	DIPSTICK, engine oil level (Turbo Diesel)	1

1996 HUMMER PARTS CATALOG

2-38 ENGINE/GASOLINE



P2A-005

Figure 2-19. Engine Assembly (Gas).

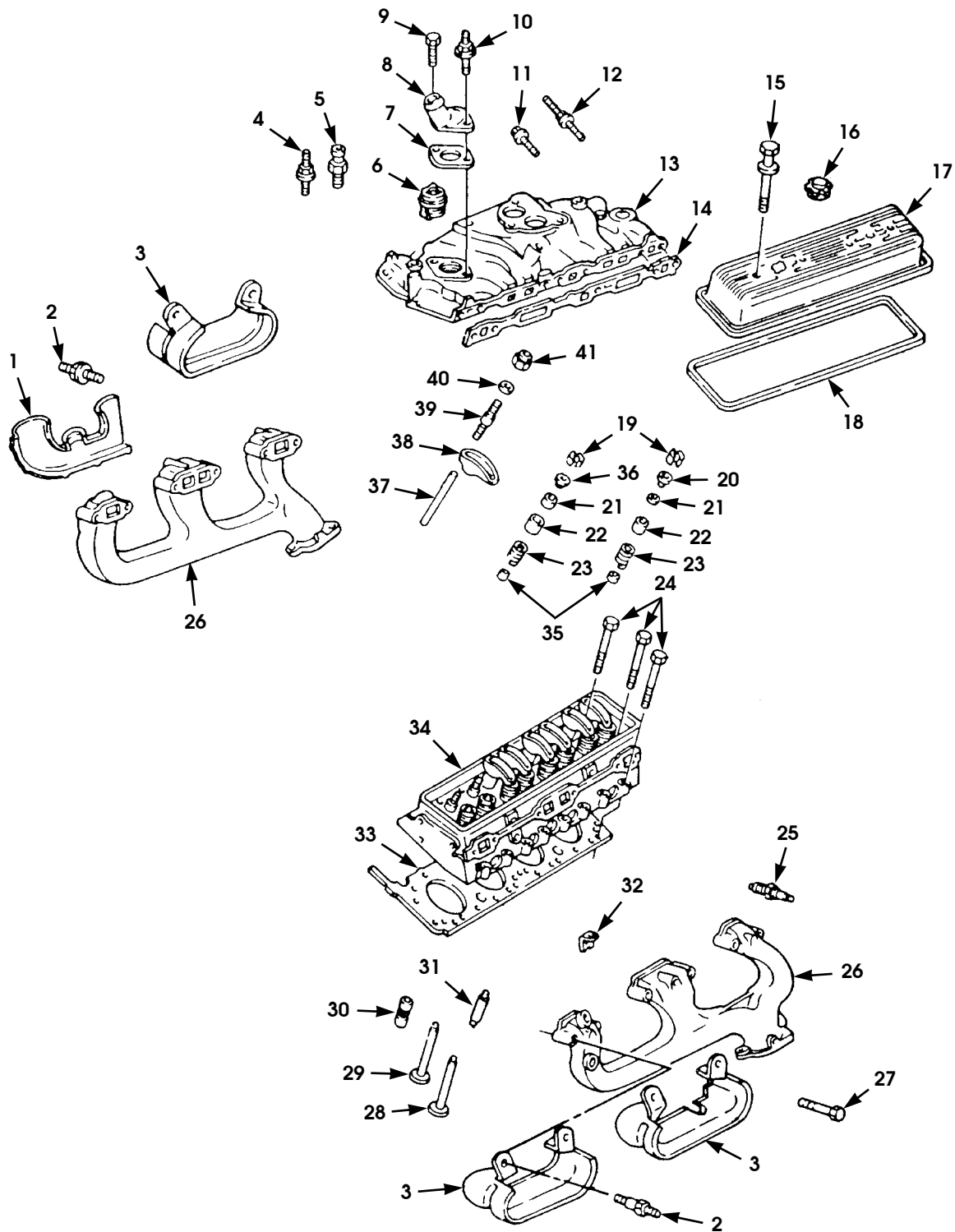
1996 HUMMER PARTS CATALOG

ENGINE/GASOLINE 2-39

ITEM	PART NUMBER	DESCRIPTION	QTY
		Figure 2-19 ENGINE ASSEMBLY (GAS)	
1	06004100	ENGINE, complete, 5.7 liter	1
1	05744034	ENGINE ASSEMBLY, 5.7 liter, remanufactured	1

1996 HUMMER PARTS CATALOG

2-40 ENGINE/GASOLINE



P02-14

Figure 2-20. Cylinder Head, Manifolds, and Components (Gas).

1996 HUMMER PARTS CATALOG

4-1-96

ENGINE/GASOLINE 2-41

ITEM	PART NUMBER	DESCRIPTION	QTY
		Figure 2-20 CYLINDER HEAD, MANIFOLDS, AND COMPONENTS (GAS)	
1	06004886	SHIELD, exhaust manifold, L.H. (Gas)	1
2	05743953	BOLT, exhaust manifold, 3/8 - 16 x 2.12 (Gas)	2
3	05743951	SHIELD, exhaust (Gas)	3
4	05743949	BOLT, intake manifold, 3/8 - 16 x 1.38 (Gas)	1
5	05744030	SENSOR, coolant temperature (Gas)	1
6	05743941	THERMOSTAT (Gas)	1
7	05743942	SEAL, thermostat (Gas)	1
8	05743943	OUTLET, engine coolant (Gas)	1
9	05743944	BOLT, water outlet , 3/8 - 16 x 1.25" (Gas)	1
10	05743945	STUD, water outlet, 3/8 - 16 x 78 (both ends) (Gas) . .	1
11	05743947	BOLT, intake manifold, 3/8 - 16 x 1.25" (Gas)	1
12	05743950	STUD, intake manifold, 3/8 - 16 x 1 5/16" (Gas)	1
13	05743946	MANIFOLD, intake (Gas)	1
14	05744037	GASKET SET, intake manifold (Gas)	1
15	05743997	BOLT, valve cover (Gas)	7
16	05743933	CAP, oil filler (Gas)	1
17	05743995	COVER, valve, L.H. (Gas)	1
17	05743996	COVER, valve, R.H. (Gas)	1
18	05743998	GASKET, rocker arm cover (Gas)	2
19	05740270	VALVE STEM KEY (Gas)	16
20	05740180	VALVE, rotator (Gas)	8
21	05740266	OIL SEAL (Gas)	16
22	05743882	SHIELD, valve (Gas)	16
23	05743879	SPRING, engine valve (Gas)	16
24	05743884	BOLT, cylinder head , long, 7/16 - 14 x 3 3/4 (Gas)	14
24	05743885	BOLT, cylinder head, Medium 7 1/6 - 14 x 3 1/16 (Gas)	4
* 24	05743886	BOLT, cylinder head, Short 7 1/6 - 14 x 1.75 (Gas)	16
25	05744019	SPARK PLUG (Gas)	8
26	06004345	MANIFOLD, exhaust, R.H. (Gas)	1
26	05744226	MANIFOLD, exhaust, L.H. (Gas)	1
27	05743952	BOLT, exhaust manifold , 3/8 - 16 x 2 1/4 (Gas)	16
28	05743877	VALVE, intake (Gas)	8
29	05743878	VALVE, exhaust (Gas)	8
30	05743990	LIFTER, valve (Gas)	16
31	05743887	PIN, cylinder head (Gas)	4
32	05744020	SUPPORT, spark plug wire, L.H. (Gas)	1
32	05744021	SUPPORT, spark plug wire, L.H. (Gas)	1
32	05744022	SUPPORT, spark plug wire, R.H. (Gas)	1
33	05744036	GASKET, cylinder head (Gas)	2
34	05743876	CYLINDER HEAD (Gas)	2

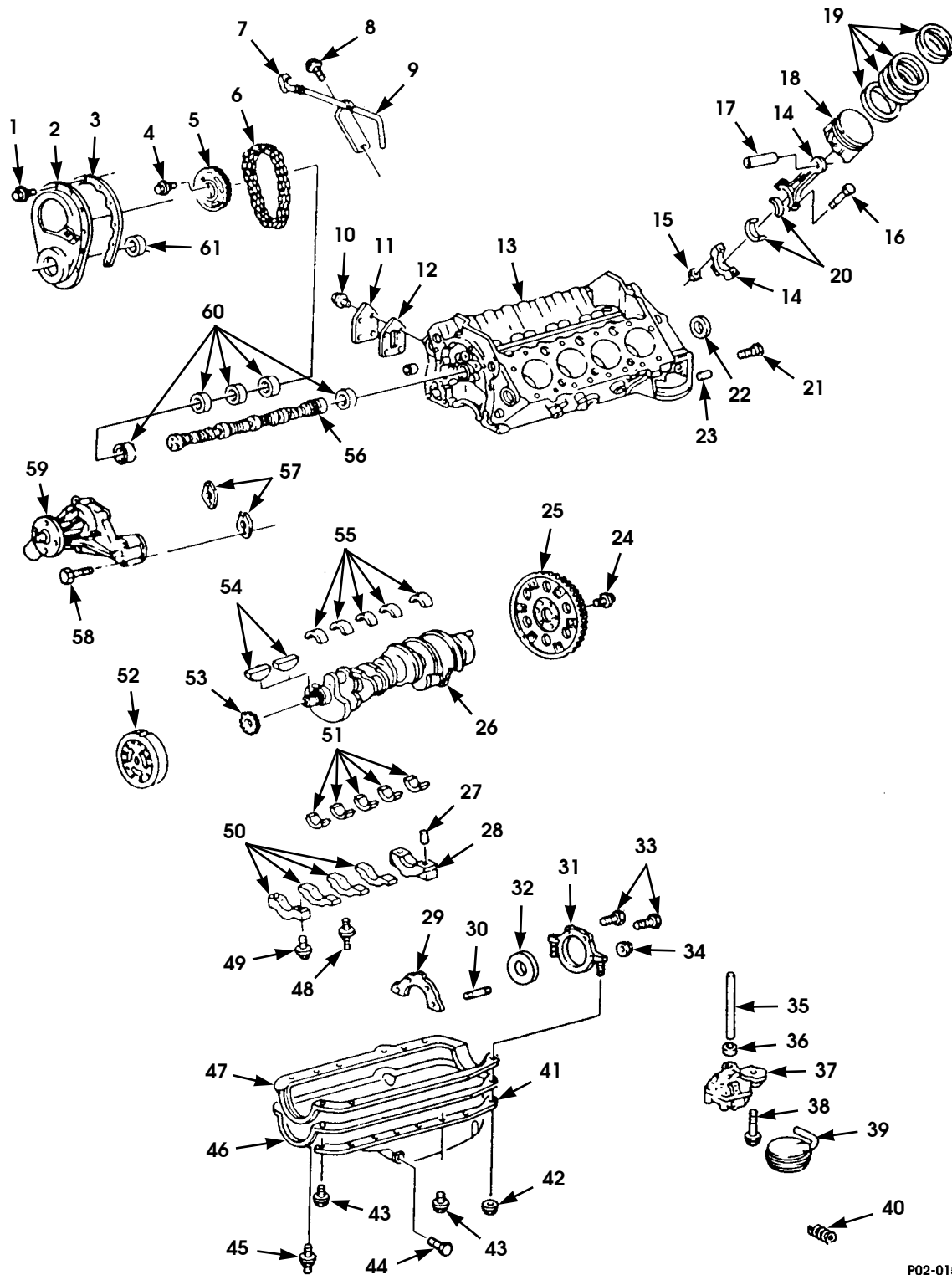
1996 HUMMER PARTS CATALOG

2-42 ENGINE/GASOLINE

ITEM	PART NUMBER	DESCRIPTION	QTY
		Figure 2-20 CYLINDER HEAD, MANIFOLDS, AND COMPONENTS (GAS) (Cont'd)	
35	05743880	SEAL, intake valve (Gas)	8
35	05743881	SEAL, exhaust valve (Gas)	8
36	05743878	VALVE, exhaust (Gas)	8
37	05743989	PUSHROD (Gas)	16
38	05743992	ARM, valve rocker (Gas)	16
39	N/S	ROCKER ARM STUD (Gas)	16
40	05743994	BALL, rocker arm pivot (Gas)	16
41	05743993	NUT, rocker arm (Gas)	16

1996 HUMMER PARTS CATALOG

2-44 ENGINE/GASOLINE



P02-015.1

Figure 2-21. Cylinder Block and Components (Gas).

1996 HUMMER PARTS CATALOG

ENGINE/GASOLINE 2-45

ITEM	PART NUMBER	DESCRIPTION	QTY
		Figure 2-21 CYLINDER BLOCK AND COMPONENTS (GAS)	
1	05743937	BOLT, front cover , 1/4 - 20 x .56 (Gas)	10
2	05743935	COVER, front (Gas)	1
3	05743938	GASKET, front cover (Gas)	1
4	05743988	BOLT, 5/16 - 18 x .75 (Gas)	1
5	05743985	SPROCKET, camshaft (Gas)	1
5	05743986	SPROCKET, camshaft (Gas)	1
6	05743987	CHAIN, camshaft timing (Gas)	1
7	06006441	INDICATOR, oil level (Gas)	1
8	05743953	BOLT, 1/4 - 20 x .56 (Gas)	1
9	05743934	TUBE, oil level indicator (Gas)	1
10	05744029	BOLT, 1/4 - 20 x .62 (Gas)	4
11	05744027	COVER, fuel pump (Gas)	1
12	05744028	GASKET, fuel pump cover (Gas)	1
13	S.I.A.	ENGINE BLOCK (Gas)	1
13	05744035	ENGINE BLOCK, fitted SEE NOTE 1 (Gas)	1
14	05743904	CONNECTING ROD (Gas)	8
15	05743906	•NUT, 3/8 - 24 (Gas)	2
16	05743905	•BOLT , 3/8 - 24 x 1.59 (Gas)	2
17	05743912	•PIN, piston (Gas)	1
18	05743909	PISTON, standard (Gas)	8
18	05743910	PISTON, high limit (Gas)	8
18	05743911	PISTON, .030 oversized (Gas)	8
19	05743907	RING SET, standard (Gas)	8
19	05743908	RING SET, .030 oversized (Gas)	8
20	05743912	BEARING, connecting rod, standard (Gas)	8
20	05743913	BEARING, connecting rod, 0.001 in. undersized (Gas)	8
20	05743914	BEARING, connecting rod, 0.002 in. undersized (Gas)	8
20	05743915	BEARING, connecting rod, 0.010 in. undersized (Gas)	8
20	05743916	BEARING, connecting rod, 0.020 in. undersized (Gas) .	8
21	05743875	PLUG, drain (Gas)	1
22	05743991	PLUG, camshaft bore (Gas)	1
23	08134398	DOWEL PIN (Gas)	1
24	05743903	BOLT, flywheel, 7/16 - 20 x .685 (Gas)	6
25	05743902	FLYWHEEL (Gas)	1
26	05743889	CRANKSHAFT (Gas)	1
27	05743893	SPRING PIN (Gas)	1
28	05743874	BEARING, crankshaft, rear (Gas)	1
29	05743894	GASKET, rear seal retainer (Gas)	1
30	05743891	STUD, rear seal retainer (Gas)	1
31	05743890	RETAINER, crankshaft, rear seal (Gas)	1
32	05743892	•SEAL, crankshaft, rear (Gas)	1
33	05743895	SCREW, rear seal retainer, 1/4 - 20 x 7/8 (Gas)	2

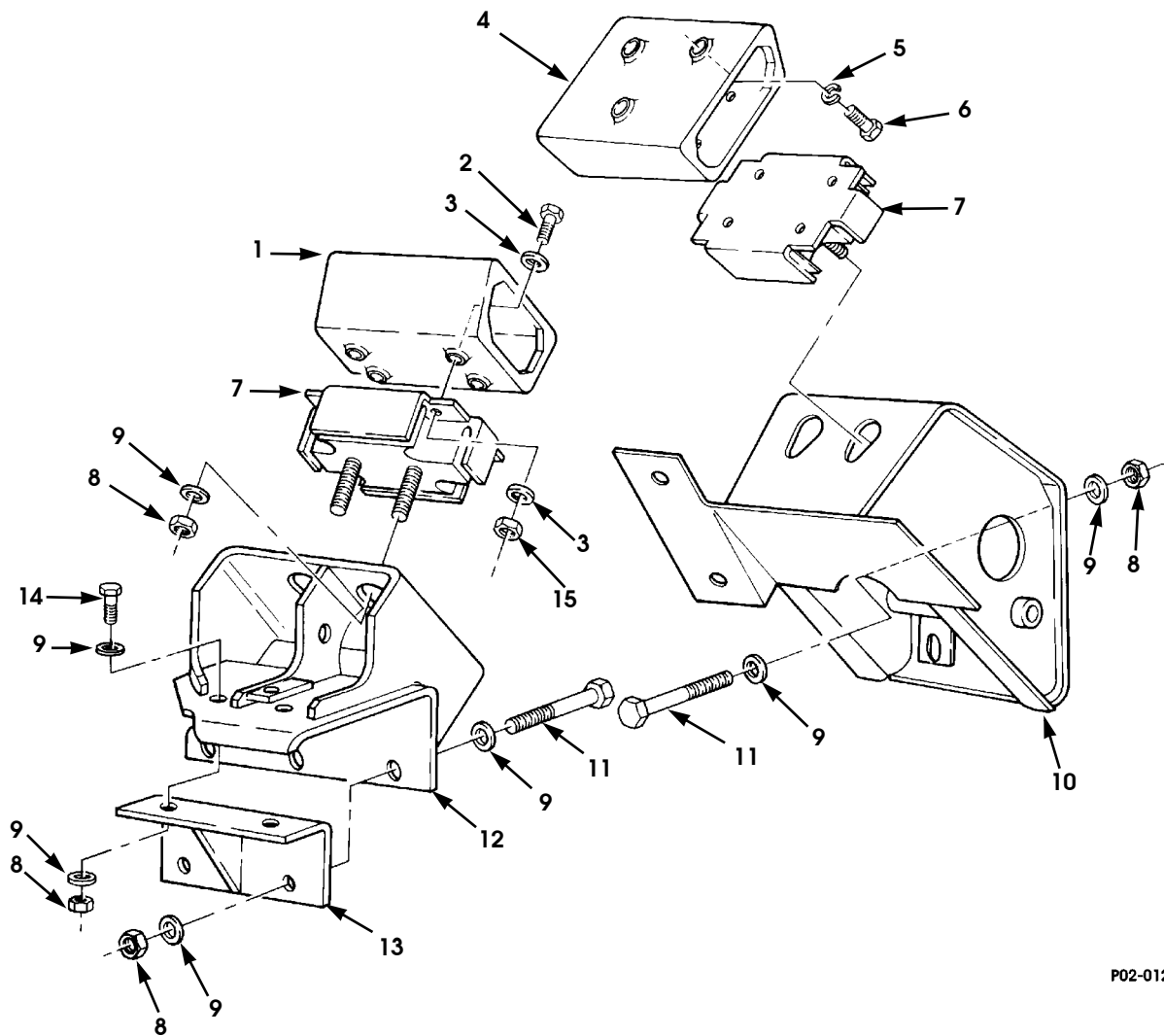
1996 HUMMER PARTS CATALOG

2-46 ENGINE/GASOLINE

ITEM	PART NUMBER	DESCRIPTION	QTY
		Figure 2-21 CYLINDER BLOCK AND COMPONENTS (GAS)(Cont'd)	
34	05743898	NUT, rear seal retainer, 1/4 - 20 (Gas)	2
35	05743927	SHAFT, oil pump drive (Gas)	1
36	05743928	RETAINER (Gas)	1
37	06004347	PUMP, engine oil (Gas)	1
38	05743929	BOLT, oil pump, 7/16 - 14 x 2 3/8 (Gas)	4
39	05743924	SCREEN, oil pump (Gas)	1
40	05743926	SPRING, regulator valve (Gas)	1
41	05743917	REINFORCEMENT, oil pan, R.H. (Gas)	1
41	05743918	REINFORCEMENT, oil pan, L.H. (Gas)	1
42	05743920	NUT, oil pan, 5/16 - 18 (Gas)	2
43	05743923	BOLT , oil pan, 5/16 - 18 x .62 (Gas)	20
44	03921988	PLUG, oil pan drain (Gas)	1
45	05743921	STUD, oil pan, 5/16 - 18 x 1.25 (Gas)	2
46	06004346	OIL PAN (Gas)	1
47	05743919	GASKET, oil pan (Gas)	1
48	05743872	STUD , rear crankshaft bearing , 7/16 - 14 x 3.36 (Gas)	1
49	05743870	BOLT, cap, inboard, 7/16 - 14 x 3 11/32 (Gas)	10
49	05743871	BOLT, cap, outboard 7/16 - 14 x 2.06 (Gas)	10
50	S.I.A.	MAIN BEARING CAP (Gas)	5
51	05743873	INSERT, bearing, pos. #1, #2, #3, #4 (Gas)	8
51	05743874	INSERT, main bearing, rear (Gas)	2
52	05743901	BALANCER, crankshaft (Gas)	1
53	05743986	SPROCKET, crankshaft (Gas)	1
54	G 00106751	WOODRUFF KEY (Gas)	2
55	05743930	PLUG, oil pressure, front (Gas)	1
55	05743931	PLUG, oil pressure, front (Gas)	1
55	05743932	PLUG, oil pressure, rear (Gas)	1
56	05743984	CAMSHAFT (Gas)	1
57	05743940	GASKET, water pump (Gas)	2
58	MS 00090728 67	BOLT, water pump, 3/8-16 x 2.125" (Gas)	4
59	05743939	PUMP, engine coolant (Gas)	1
60	05743867	BEARING, camshaft, #1 (Gas)	1
60	05743868	BEARING, camshaft, #2 and rear (Gas)	2
60	05743869	BEARING, camshaft, #3 and #4 (Gas)	2
61	05743936	OIL SEAL, crankshaft, front (Gas)	1
		NOTE 1: FITTED BLOCK COMES WITH ENGINE BLOCK PISTONS, CRANKSHAFT, AND CAMSHAFT	

1996 HUMMER PARTS CATALOG

2-48 ENGINE/GASOLINE



P02-012

Figure 2-22. Engine Mounting Brackets (Gas).

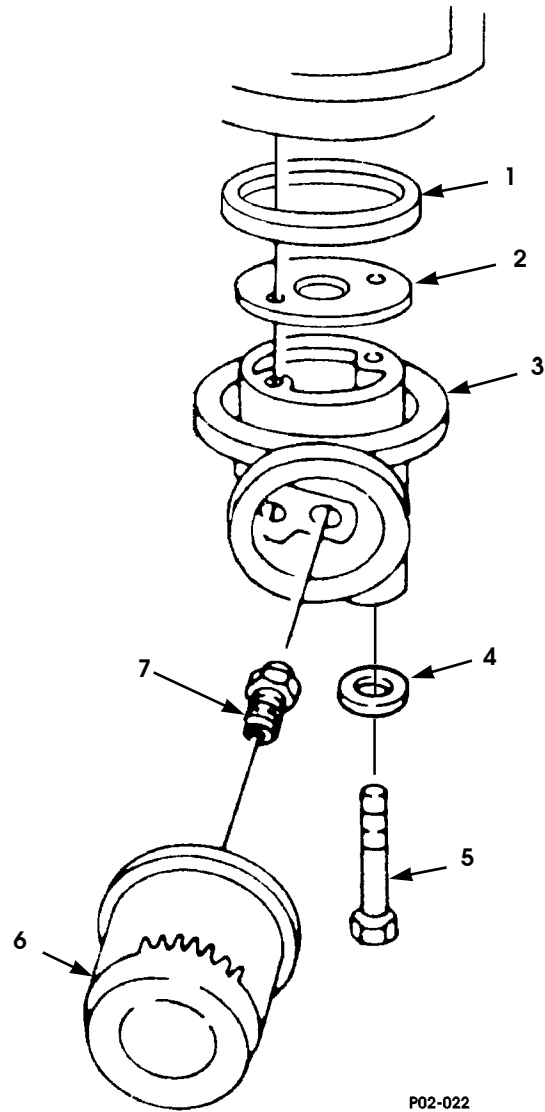
1996 HUMMER PARTS CATALOG

ENGINE/GASOLINE 2-49

ITEM	PART NUMBER	DESCRIPTION	QTY
		Figure 2-22 ENGINE MOUNTING BRACKETS (GAS)	
1	12339133	BRACKET, engine block to insulator, R.H. (Gas)	1
2	MS 00090728 62	SCREW, insulator to engine mount, 3/8"-16 x 1.25" (Gas)	8
3	G 02436163	WASHER, flat, 3/8" (Gas)	16
4	12339132	BRACKET, engine block to insulator, L.H. (Gas).	1
5	MS 00035338 46	LOCKWASHER, engine mount (Gas).	6
6	MS 00090728 60	SCREW, engine mount, 3/8"-16 x 1.0" (Gas).	6
7	12339179	MOUNT, resilient (Gas)	2
8	MS 00051943 39	NUT, engine mount, 1/2"-13 (Gas).	13
9	G 02436165	WASHER, flat, 1/2" (Gas)	22
10	12338205	BRACKET, frame to insulator (Gas)	1
11	MS 00090728 125	SCREW, engine mount, 1/2"-13 x 4.5" (Gas).	7
12	12338183	BRACKET, frame to insulator, R.H. (Gas).	1
13	06003929	BRACKET, engine mount (Gas)	1
14	MS 00090728 111	SCREW, bracket to engine mount, 1/2"-13 x 11/4" (Gas)	2
15	MS 00051943 35	NUT, insulator to engine mount, 3/8"-16 (Gas).	8

1996 HUMMER PARTS CATALOG

2-50 ENGINE/GASOLINE



P02-022

Figure 2-23. Oil Filter and Adapter (Gas).

1996 HUMMER PARTS CATALOG

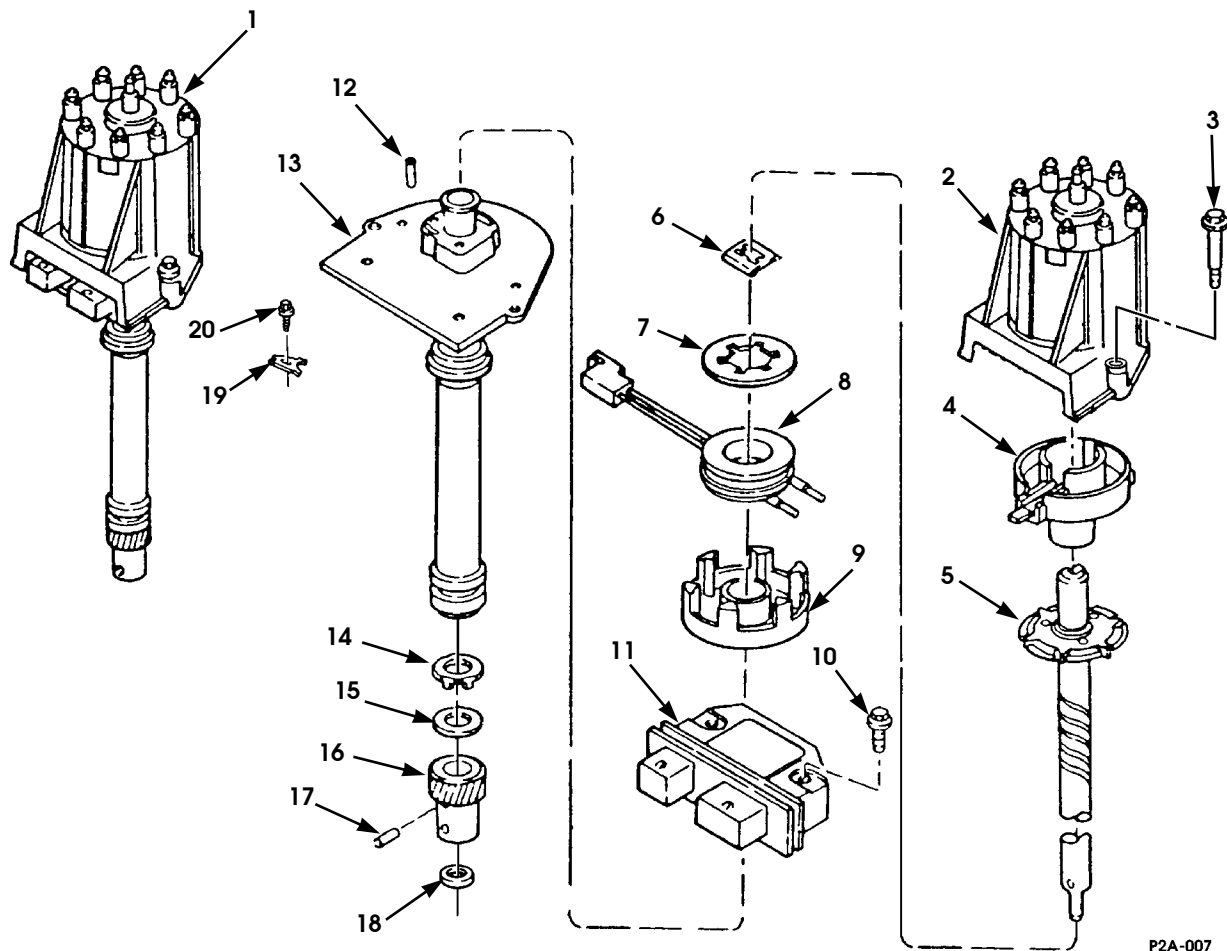
12-31-96

ENGINE/GASOLINE 2-51

ITEM	PART NUMBER	DESCRIPTION	QTY
		Figure 2-23 OIL FILTER AND ADAPTER (GAS)	
1	06004107	SEAL, oil filter adapter (Gas)	1
2	06004109	GASKET, oil filter adapter (Gas)	1
3	06007358	ADAPTER, oil filter (Gas)	1
* 4	G 09419275	WASHER, flat, 5/16", type B, phos/oil (Gas)	2
* 5	G 09419048	BOLT, 5/16 - 18 x 4" , gr 5, phos/oil (Gas)	2
6	06004104	FILTER, oil (Gas)	1
7	06004105	FITTING, oil filter (Gas)	1

1996 HUMMER PARTS CATALOG

2-52 ENGINE/GASOLINE



P2A-007

Figure 2-24. Distributor (Gas).

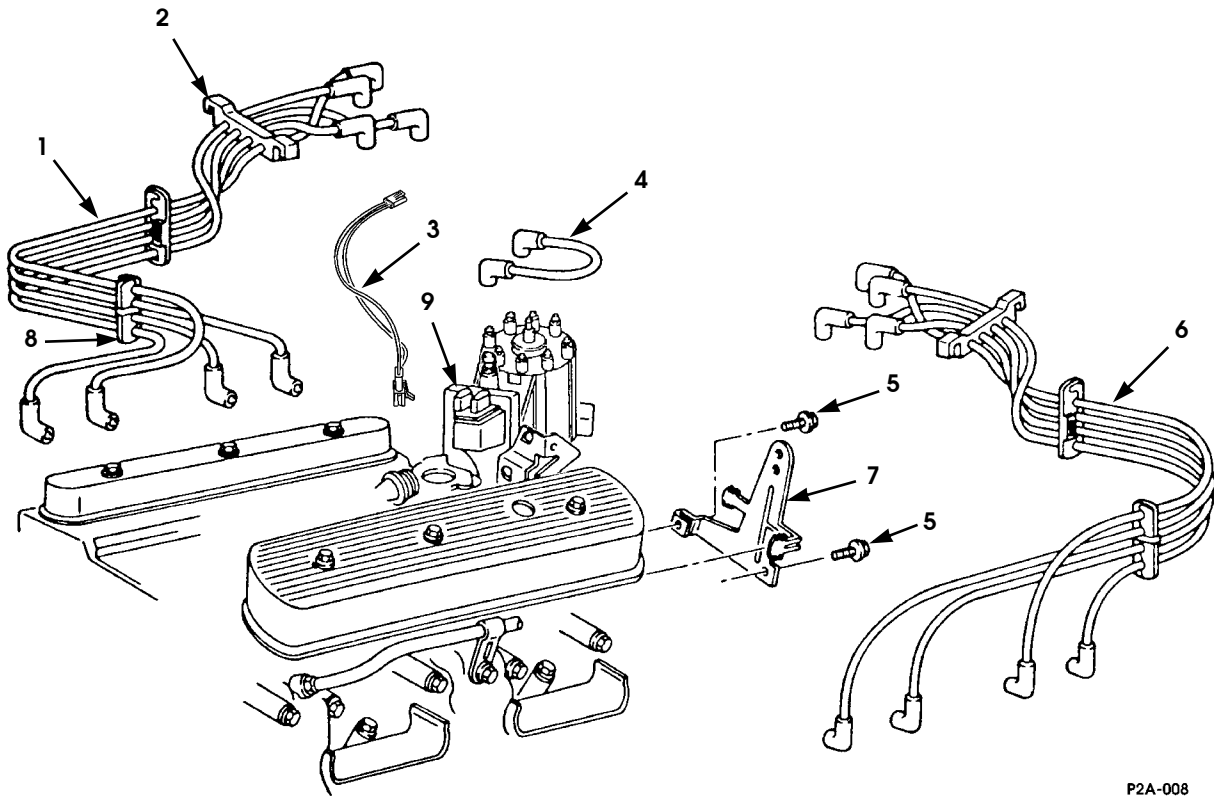
1996 HUMMER PARTS CATALOG

ENGINE/GASOLINE 2-53

ITEM	PART NUMBER	DESCRIPTION	QTY
		Figure 2-24 DISTRIBUTOR (GAS)	
1	05743999	DISTRIBUTOR, 5.7L.	1
2	05744002	CAP, distributor.	1
3	05744003	BOLT, distributor cap.	2
4	05744005	ROTOR, distributor.	1
5	05744004	SHAFT, distributor.	1
6	05744010	RETAINER, pickup coil.	1
7	05744015	SHIELD, pickup coil.	1
8	05744009	COIL, distributor pickup coil.	1
9	05744008	POLE PIECE, pickup.	1
10	05744007	SCREW, distributor module.	2
11	05744006	MODULE, distributor ignition.	1
12	05744001	PIN, pole piece.	1
13	05744000	HOUSING, distributor.	1
14	05744014	WASHER, distributor thrust.	1
15	05744013	WASHER, distributor gear.	1
16	05744011	GEAR, distributor drive.	1
17	05744012	PIN, distributor gear.	1
18	05744016	GASKET, distributor.	1
19	05744017	CLAMP, distributor mounting.	1
20	05744018	BOLT, distributor clamp.	1
	05744023	COIL, ignition, 5.7 L (not illustrated).	1
	05744155	STUD, ignition coil mounting, 5.7 L (not illustrated) ...	1

1996 HUMMER PARTS CATALOG

2-54 ENGINE/GASOLINE



P2A-008

Figure 2-25. Spark Plug Wiring (Gas).

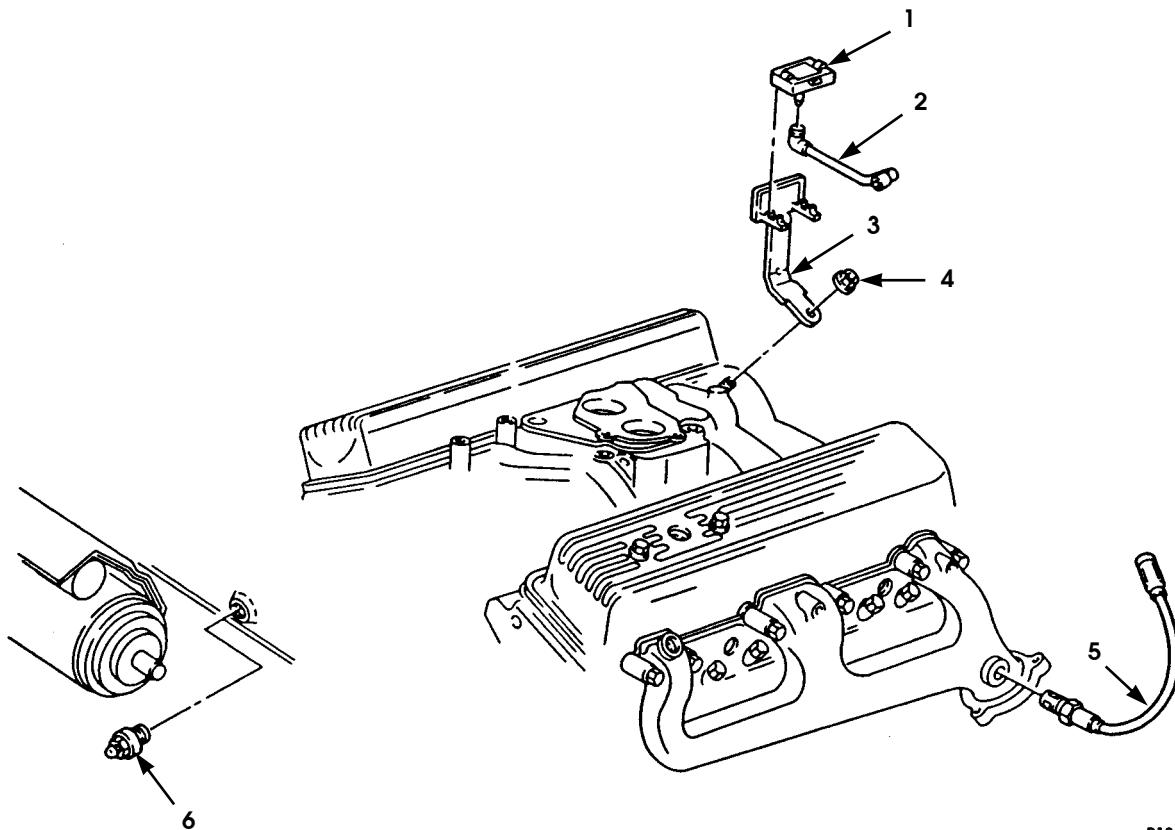
1996 HUMMER PARTS CATALOG

ENGINE/GASOLINE 2-55

ITEM	PART NUMBER	DESCRIPTION	QTY
		Figure 2-25 SPARK PLUG WIRING (GAS)	
1	06003983	WIRE, spark plug, R.H.	4
2	06004152	RETAINER, spark plug wire	2
3	05744026	WIRE, ignition coil, primary	1
4	05744309	WIRE, coil, secondary	1
5	06004155	BOLT, 3/8" x 5/8"	2
6	06003984	WIRE, spark plug, L.H.	4
7	06004153	SUPPORT, L.H.	1
7	06004154	SUPPORT, R.H.	1
8	06004151	RETAINER, spark plug wire	4
9	05744023	COIL, Ignition	1

1996 HUMMER PARTS CATALOG

2-56 ENGINE/GASOLINE



P12-063

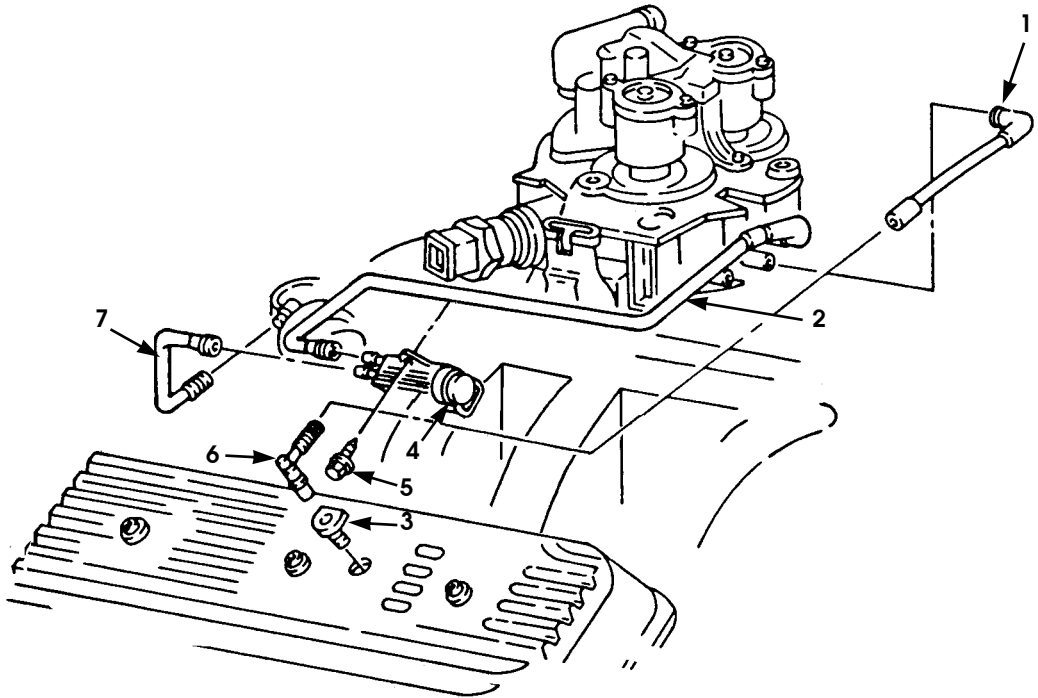
Figure 2-26. MAP and Oxygen Sensors (Gas).

1996 HUMMER PARTS CATALOG

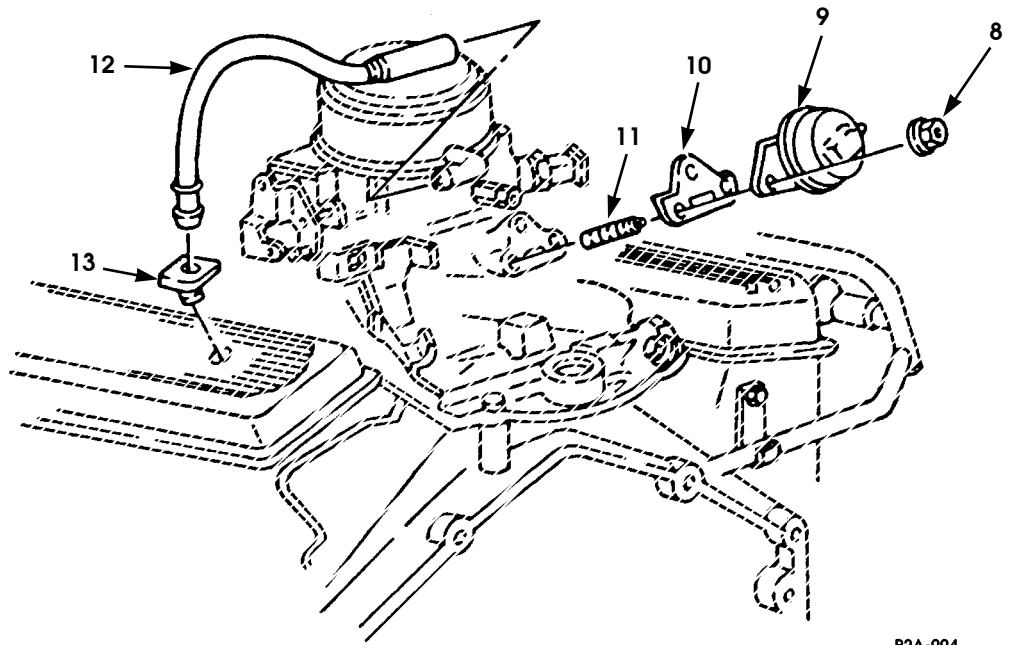
ENGINE/GASOLINE 2-57

ITEM	PART NUMBER	DESCRIPTION	QTY
		Figure 2-26 MAP AND OXYGEN SENSORS (GAS)	
1	06002865	SENSOR, MAP (Gas)	1
2	06004282	TUBE, map sensor (Gas)	1
3	06003943	BRACKET ,map sensor (Gas)	1
4	G 11507036	NUT, bracket, 3/8 - 16 (Gas)	6
5	06003981	SENSOR, oxygen (Gas)	1
6	06003982	SENSOR, knock (Gas)	1

2-58 ENGINE/GASOLINE



P2A-003.2



P2A-004

Figure 2-27. EGR Valve And Vent Tubes (Gas).

1996 HUMMER PARTS CATALOG

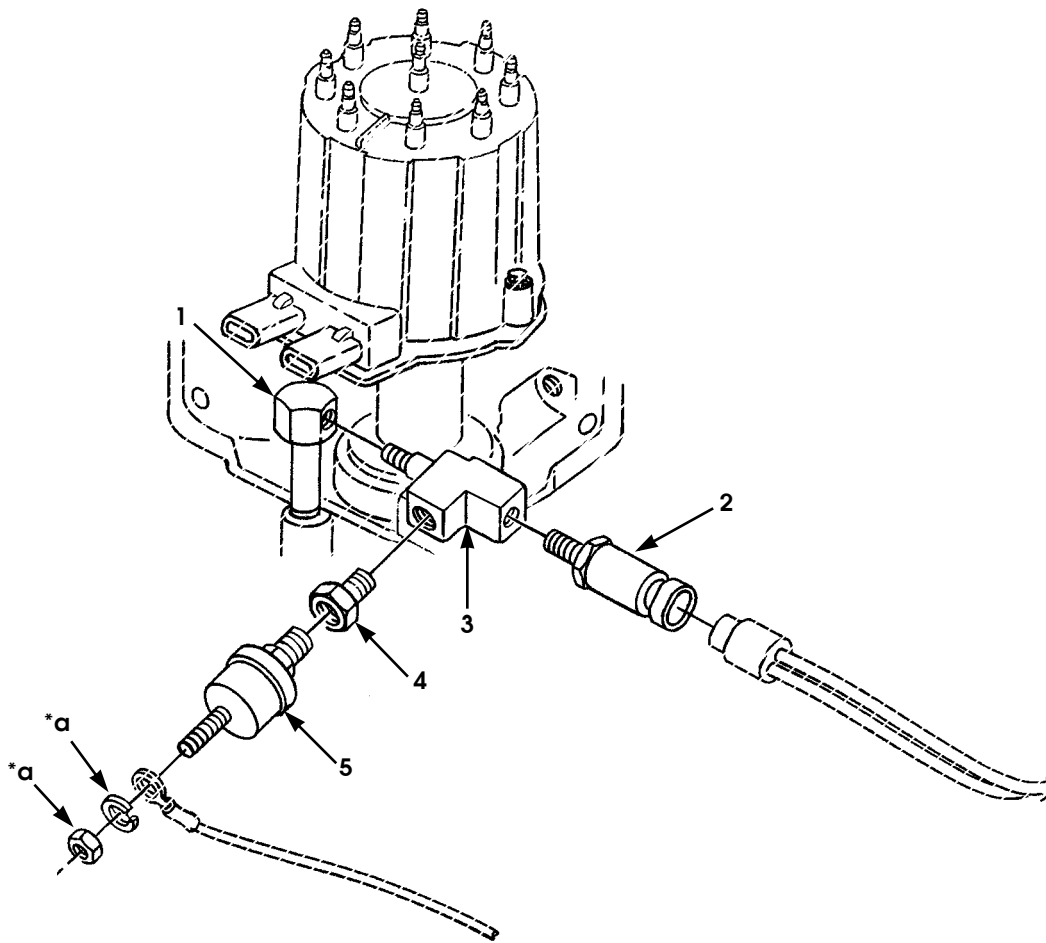
8-15-96

ENGINE/GASOLINE 2-59

ITEM	PART NUMBER	DESCRIPTION	QTY
		Figure 2-27 EGR VALVE AND VENT TUBES (GAS)	
1	06004112	HOSE, crankcase vent	1
2	06004150	HARNESS, EGR vacuum control	1
3	06004111	GROMMET, PCV valve	1
4	06004131	VALVE, EGR valve control	1
5	G 11509580	SCREW, 4.2 - 1.41 x 10mm	1
6	06004110	VALVE, PCV (positive crankcase ventilation)	1
7	06004136	HARNESS, EGR valve	1
8	06004135	NUT, 5/16 - 18	2
9	06004132	VALVE, EGR.	1
10	06004133	GASKET, EGR valve	1
11	06004134	STUD, 5/16 - 18 x 1.67"	2
12	06004114	TUBE, crankcase breather	1
13	06004115	GROMMET, breather tube	1

1996 HUMMER PARTS CATALOG

2-60 ENGINE/GASOLINE



P2A-001

*a PART OF ITEM 5

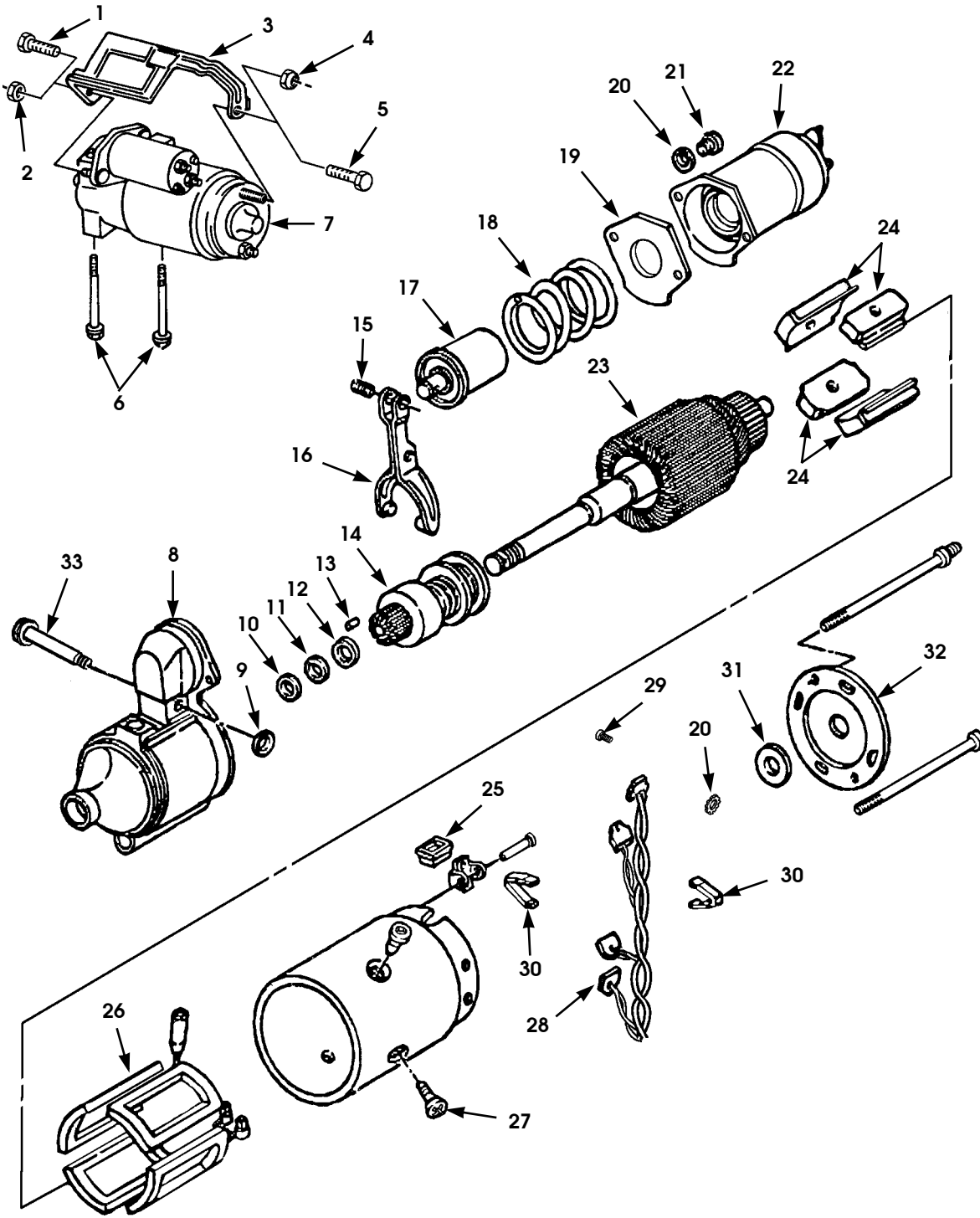
Figure 2-28. Oil Pressure Sensor (Gas).

1996 HUMMER PARTS CATALOG

ENGINE/GASOLINE 2-61

ITEM	PART NUMBER	DESCRIPTION	QTY
		Figure 2-28 OIL PRESSURE SENSOR (GAS)	
1	12338778	ADAPTER, oil pressure (Gas)	1
2	06000092	SWITCH, oil pressure (Gas)	1
3	05937264	TEE, street, oil pressure sensor (Gas)	1
4	05937262	BUSHING, reducer, oil pressure sensor (Gas)	1
5	06001037	SENSOR, oil pressure (Gas)	1

2-62 ENGINE/GASOLINE



P02-23.1

Figure 2-29. Starter Motor and Mounting Hardware (Gas).

1996 HUMMER PARTS CATALOG

8-15-96

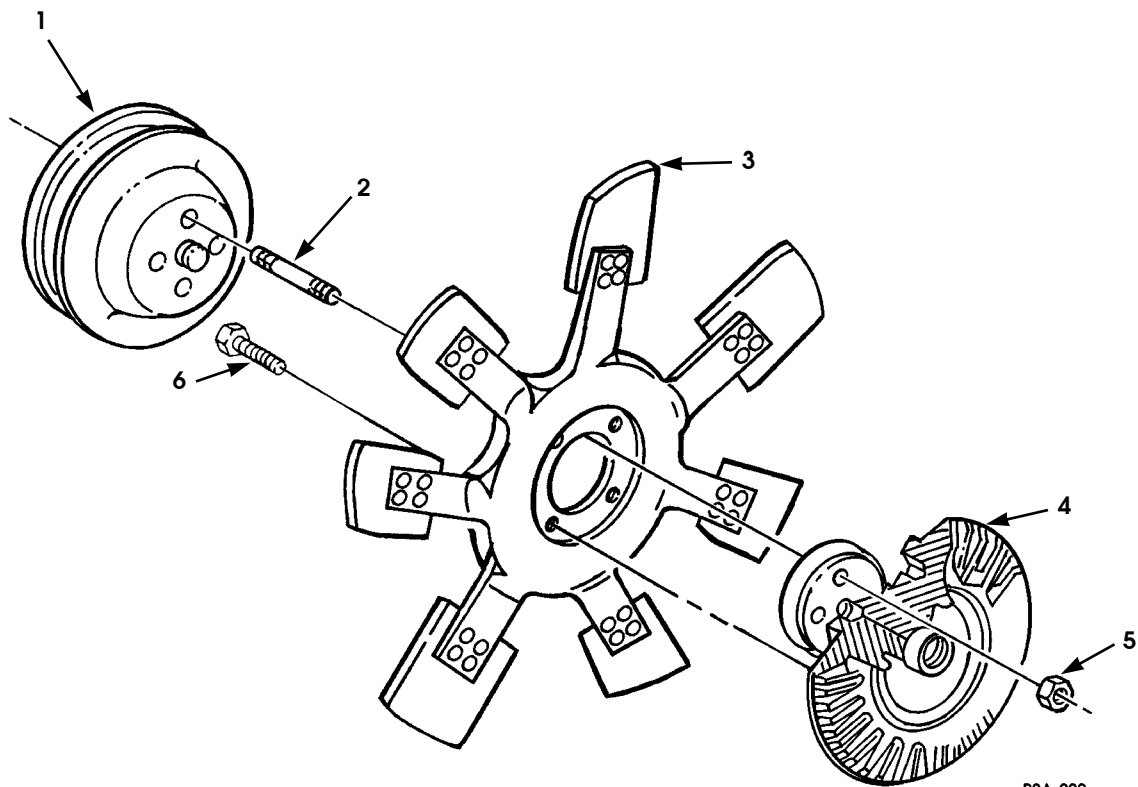
ENGINE/GASOLINE 2-63

ITEM	PART NUMBER	DESCRIPTION	QTY
		Figure 2-29 STARTER MOTOR AND MOUNTING HARDWARE (GAS)	
1	06007677	SCREW, heat shield mounting SEE NOTE 1	1
2	06004930	NUT, starter motor SEE NOTE 2	1
3	06007676	SHIELD, starter motor SEE NOTE 1	1
3	06004928	SHIELD, starter motor SEE NOTE 2	1
4	06004929	NUT SEE NOTE 2	1
5	NPN	BOLT, starter motor SEE NOTE 1	
6	06007675	BOLT, starter motor SEE NOTE 1	2
6	06004931	BOLT, starter motor SEE NOTE 2	2
7	06007674	STARTER ASSEMBLY, Gas SEE NOTE 1	1
7	06002869	STARTER ASSEMBLY, Gas engine SEE NOTE 2	1
8	05744586	•HOUSING, starter drive SEE NOTE 2	1
9	05744596	•SNAP RING, shift pivot SEE NOTE 2	2
10	05744593	•COLLAR, drive thrust SEE NOTE 2	1
11	05744585	•RETAINER, drive collar SEE NOTE 2	1
12	08130954	•COLLAR, drive stop SEE NOTE 2	1
13	05744587	•PIN, starter housing alignment SEE NOTE 2	2
14	05744589	•DRIVE ASSEMBLY, starter SEE NOTE 2	1
15	05744588	•PIN, plunger retainer SEE NOTE 2	2
16	05744582	•LEVER, starter shift SEE NOTE 2	1
17	05744590	•PLUNGER SEE NOTE 2	1
18	01958679	•SPRING SEE NOTE 2	1
19	05732142	•BOOT SEE NOTE 2	1
20	00120380	•LOCKWASHER, 1/4" SEE NOTE 2	2
21	05744581	•BOLT, brush and solenoid SEE NOTE 2	4
22	05744583	•SOLENOID SEE NOTE 2	1
23	05744592	•ARMATURE, starter SEE NOTE 2	1
24	05732109	•SHOE, pole piece SEE NOTE 2	4
25	05744584	•GROMMET, starter end SEE NOTE 2	1
26	05744591	•COIL, field SEE NOTE 2	1
27	05732141	•BOLT, shoe piece SEE NOTE 2	1
28	05732119	•BRUSH, starter SEE NOTE 2	1
29	05732106	•SCREW, brush ground SEE NOTE 2	1
30	05744594	•SPRING, brush tension SEE NOTE 2	2
31	05744595	•WASHER, armature end SEE NOTE 2	1
32	05732143	•FRAME, starter end SEE NOTE 2	1
33	01945804	•SHAFT, shift lever SEE NOTE 2	1
		NOTE 1: LATE 1996 PRODUCTION NOTE 2: EARLY 1996 PRODUCTION	

★

1996 HUMMER PARTS CATALOG

2-64 ENGINE/GASOLINE



P2A-009

Figure 2-30. Cooling Fan, Fan Clutch, and Pulley (Gas).

1996 HUMMER PARTS CATALOG

ENGINE/GASOLINE 2-65

ITEM	PART NUMBER	DESCRIPTION	QTY
		Figure 2-30 COOLING FAN, FAN CLUTCH, AND PULLEY (GAS)	
1	06004118	PULLEY, water pump (Gas)	1
2	06003063	STUD, fan-to-water pump , 8 mm - 1.25 x 36 mm (Gas)	4
3	06004283	FAN, engine cooling (Gas)	1
4	06004284	CLUTCH ASSEMBLY, fan (Gas)	1
5	G 11508284	NUT , 8 mm - 1.25 , fan clutch mounting (Gas)	4
6	06004959	BOLT, 10mm - 1.5 x 18 mm, fan-to-clutch (Gas)	4

1996 HUMMER PARTS CATALOG

2-66 ENGINE/GASOLINE

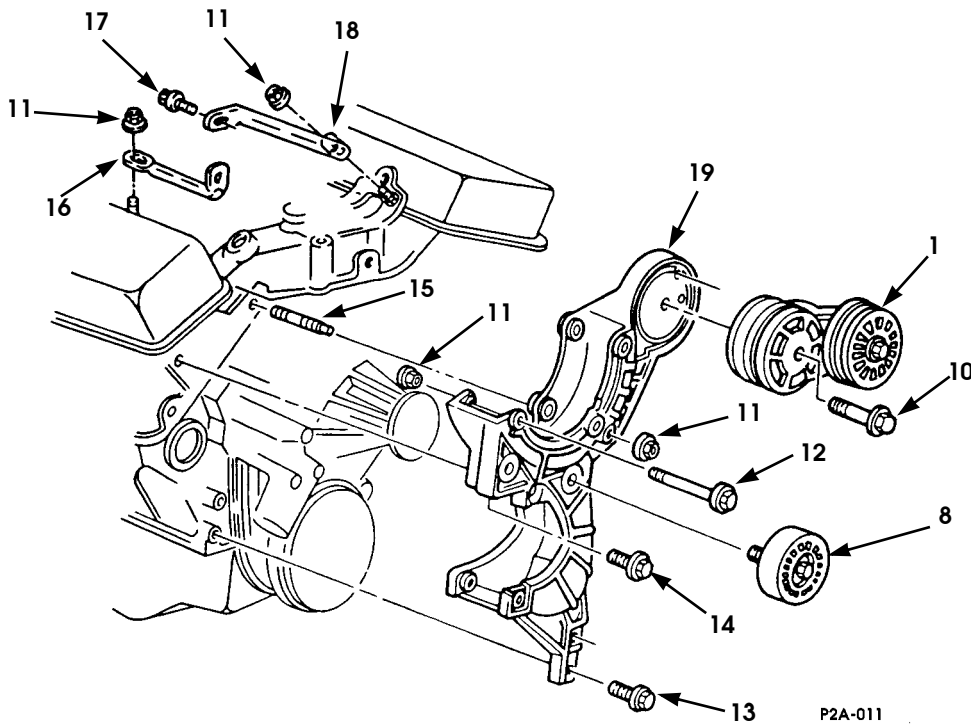
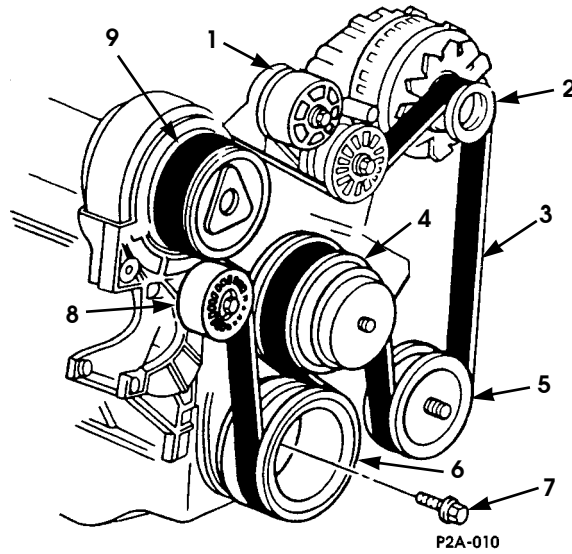


Figure 2-31. Pulleys and Belt/Accessory Drive (Gas).

1996 HUMMER PARTS CATALOG

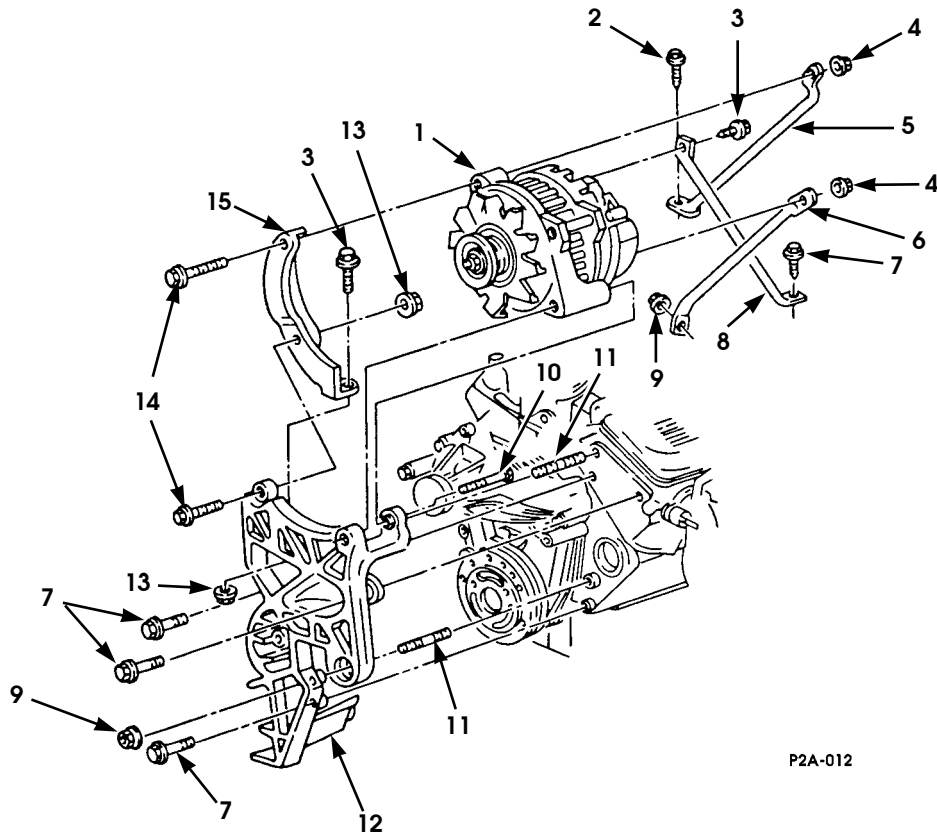
8-15-96

ENGINE/GASOLINE 2-67

ITEM	PART NUMBER	DESCRIPTION	QTY
		Figure 2-31 PULLEYS AND BELT/ACCESSORY DRIVE (GAS)	
1	06004123	TENSIONER, drive belt (Gas)	1
2	05744511	PULLEY, alternator (Gas)	1
3	06004122	BELT, drive , w/o A/C (Gas)	1
3	06004093	BELT, drive, w/A/C (Gas)	1
4	06004118	PULLEY, fan and water pump (Gas)	1
* 5	06004158	PULLEY, power steering pump (Gas)	1
6	06004116	PULLEY, crankshaft (Gas)	1
7	06004117	BOLT, crankshaft pulley, 7/16 - 20 x 2.25" (Gas)	3
8	06004092	PULLEY, belt idler (Gas)	1
9	05744198	PULLEY, A/C compressor (Gas)	1
10	06004124	BOLT, belt tensioner, 12mm - 1.75 x 85mm (Gas)	4
11	06004121	NUT, 3/8 - 16 (Gas)	4
12	06004120	BOLT, 6.3 x 1.81 x 23.5 (Gas)	2
13	05743947	BOLT , 3/8 - 16 x 1.38 (Gas)	2
14	06004128	BOLT, 3/8 - 16 x 1.0 (Gas)	2
15	06004130	STUD , drive belt tensioner (Gas)	1
16	06004125	BRACE, drive belt tensioner (Gas)	1
17	06004126	BOLT , 10mm - 1.5 x 30 mm (Gas)	1
18	06004094	BRACE, drive belt tensioner (Gas)	1
19	06004127	BRACKET, drive belt tensioner (Gas)	1

1996 HUMMER PARTS CATALOG

2-68 ENGINE/GASOLINE



P2A-012

Figure 2-32. Alternator and Mounting Hardware (Gas).

1996 HUMMER PARTS CATALOG

ENGINE/GASOLINE 2-69

ITEM	PART NUMBER	DESCRIPTION	QTY
		Figure 2-32 ALTERNATOR AND MOUNTING HARDWARE (GAS)	
1	06003162	ALTERNATOR, 124 AMP	1
2	06004144	BOLT, 3/8 - 16 x 1.75" (Gas)	1
3	06004147	BOLT, 8 mm - 1.25 x 25mm (Gas)	2
4	G 11506101	NUT, 10mm - 1.5 (Gas)	2
5	06004143	BRACE , alternator mounting (Gas)	1
6	06004145	BRACE , alternator mounting (Gas)	1
7	06004128	BOLT 3/8 - 16 x 1.0" (Gas)	4
8	06004146	BRACE , alternator mounting (Gas)	1
9	06004121	NUT, 3/8 - 16 (Gas)	2
10	11504598	BOLT , 10mm - 1.5 x 85 mm (Gas)	1
11	06004149	STUD , 3/8 - 16 x .6" ; 3/8 - 16 x 1.0" (Gas)	2
12	06004148	BRACKET , alternator mounting (Gas)	1
13	G 11508279	NUT , 8 mm - 1.25 (Gas)	2
14	06004147	BOLT , 8 mm - 1.25 x 25mm (Gas)	2
15	06004139	SUPPORT , alternator mounting (Gas)	1

FUEL, EMISSIONS AND EXHAUST 3-1

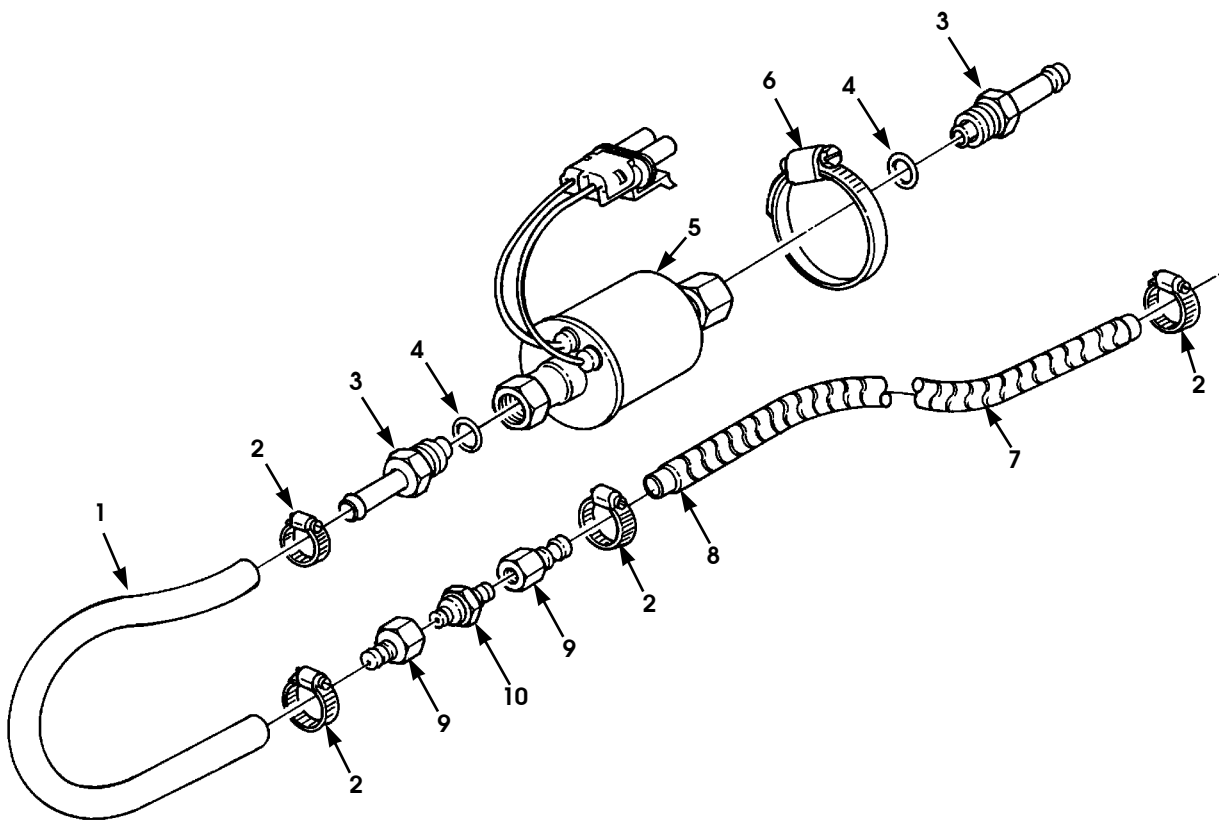
Section 3

FUEL, EMISSIONS AND EXHAUST

TITLE	PAGE NUMBER
Fuel Pump and Mounting Hardware (Diesel)	3-2
Fuel Injection Pump and Fuel Filter Lines (Diesel)	3-4
Fuel Injection Supply and Return Lines (Diesel)	3-6
Fuel Injection Pump Cover Assembly, Governor Linkage, and Related Parts (Non-Turbo Diesel)	3-8
Fuel Injection Pump Throttle Shaft, Regulator, and Transfer Pump (Non-Turbo Diesel)	3-10
Fuel Injection Pump Housing Head and Rotor, Drive Shaft, and Related Parts (Non-Turbo Diesel)	3-12
Throttle Body Injector Unit (Gas)	3-16
Accelerator Cable Bracket and Idle Spring (Non-Turbo Diesel)	3-18
Accelerator Controls (Non-Turbo Diesel)	3-20
Accelerator Controls (Turbo Diesel)	3-22
Accelerator Controls (Gas)	3-24
Air Cleaner, Air Horn, and Related Parts (Non-Turbo Diesel)	3-26
Air Cleaner, Air Horn, and Related Parts (Turbo Diesel)	3-28
Air Induction System (Gas)	3-32
Fuel Tank Supply and Return Lines (Diesel)	3-36
Fuel Tank Supply and Return Lines (Gas)	3-38
Main Fuel Tank Assembly and Mounting Straps (Diesel)	3-40
Main Fuel Tank Assembly and Mounting Straps (Gas)	3-42
Auxiliary Fuel Tank Assembly and Mounting Hardware (Diesel)	3-46
Auxiliary Fuel Tank Assembly and Mounting Hardware (Gas)	3-48
Fuel Filler Pipe Assembly and Vent Lines, Main Fuel Tank (Diesel)	3-50
Fuel Filler System, Main Fuel Tank (Gas)	3-52
Fuel Filler, Auxiliary Fuel Tank	3-56
Fuel Tank Vent Line, Filter, and Mounting Hardware (Diesel)	3-58
Fuel System Vent Line (Gas)	3-60
Fuel Filter Assembly and Mounting Hardware (Diesel)	3-62
Muffler, Exhaust Pipes, and Related Parts (Diesel)	3-64
Muffler, Exhaust Pipes, and Related Parts (Gas)	3-67
★ Exhaust Manifold Heat Shield (Diesel)	3-72

1996 HUMMER PARTS CATALOG

3-2 FUEL, EMISSIONS AND EXHAUST



P03-00

Figure 3-1. Fuel Pump and Mounting Hardware (Diesel).

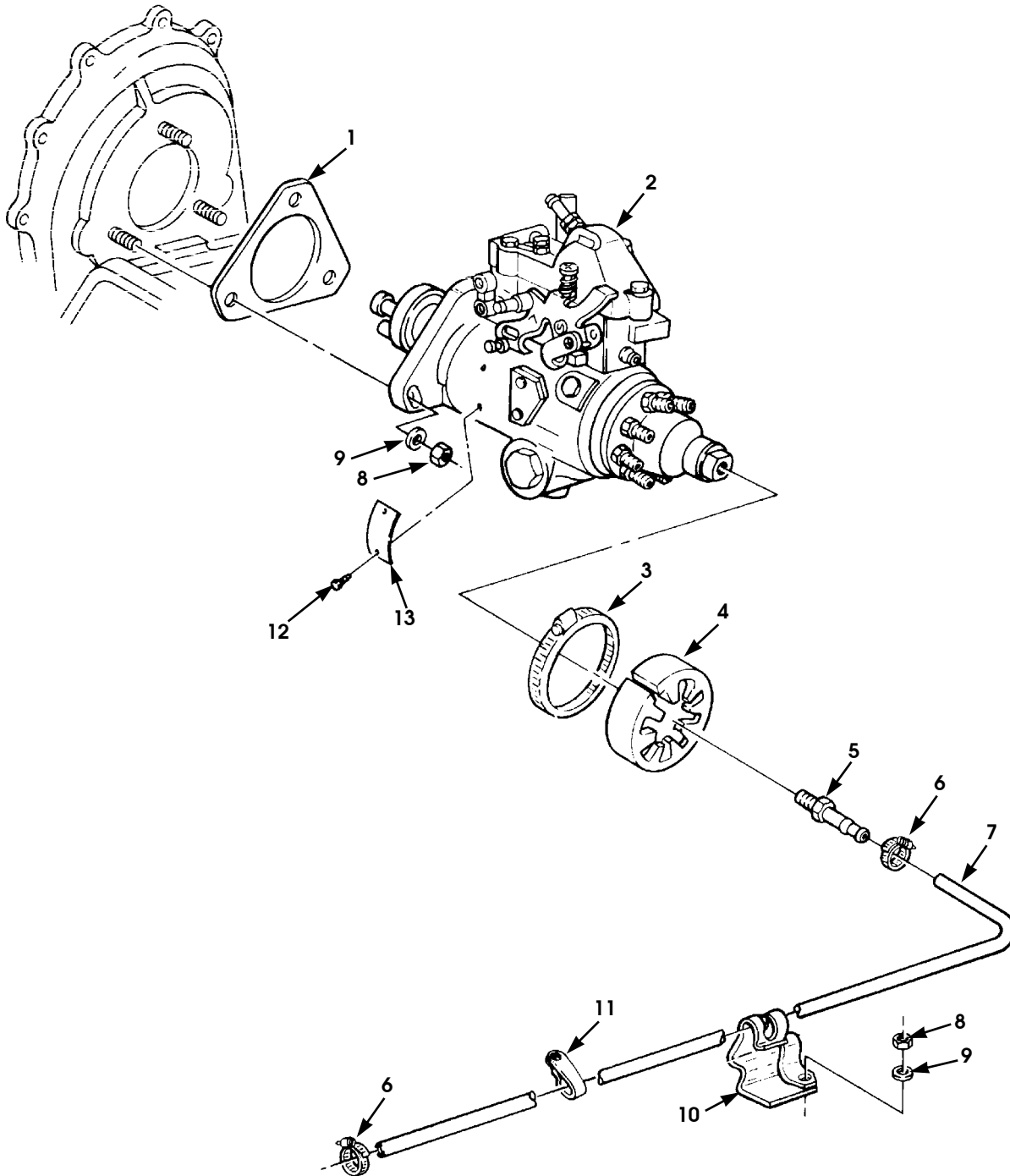
1996 HUMMER PARTS CATALOG

FUEL, EMISSIONS AND EXHAUST 3-3

ITEM	PART NUMBER	DESCRIPTION	QTY
		Figure 3-1 FUEL PUMP AND MOUNTING HARDWARE (DIESEL)	
1	N/S	HOSE, filter to pump, 12-inch, SEE NOTE 1	1
2	12339884 1	CLAMP, fuel hose	4
3	05939725	TUBE ASSEMBLY, fuel line adapter	2
4	12340395	SEAL, O-ring	2
5	05939728	FUEL PUMP ASSEMBLY	1
6	11608950 8	CLAMP, fuel pump	1
7	05742924	WRAP, spiral, 5-inch	1
8	06001262	HOSE, fuel filter inlet, 5-inch	1
9	12342951 2	HOSE BARB.	2
10	12342953 2	CHECK VALVE	1
NOTE 1: MAKE FROM BULK HOSE P/N 05741067 3/8" X 25' ROLL			

1996 HUMMER PARTS CATALOG

3-4 FUEL, EMISSIONS AND EXHAUST



P03-002

Figure 3-2. Fuel Injection Pump and Fuel Filter Lines (Diesel).

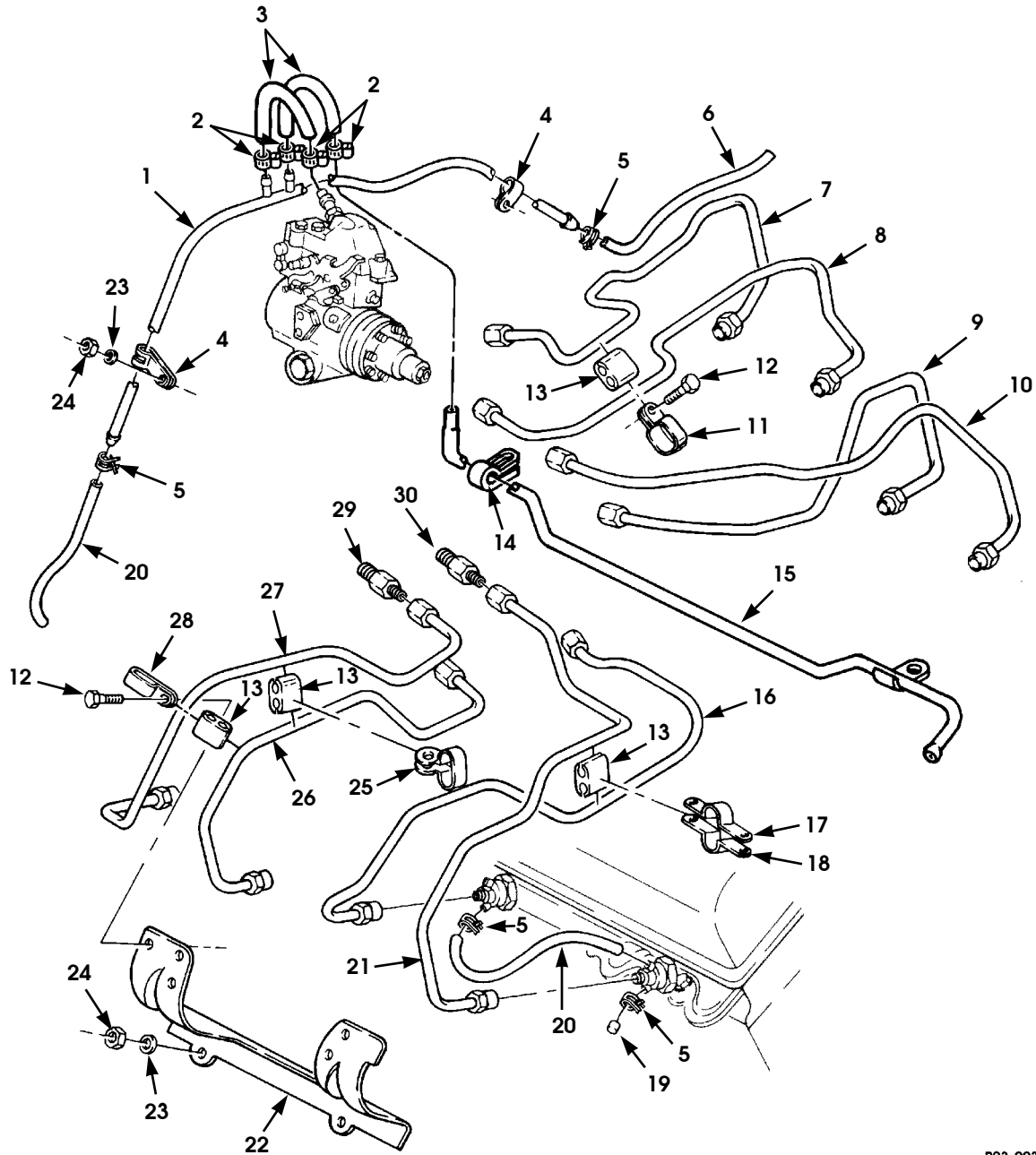
1996 HUMMER PARTS CATALOG

12-31-96

FUEL, EMISSIONS AND EXHAUST 3-5

ITEM	PART NUMBER	DESCRIPTION	QTY
		Figure 3-2 FUEL INJECTION PUMP AND FUEL FILTER LINES (DIESEL)	
1	05740059	GASKET, fuel injection pump, SEE NOTE 1	1
2	05743237	PUMP, fuel injection (Non-Turbo Diesel)	1
2	05744365	PUMP, fuel injection, re-manufactured (Non-Turbo Diesel)	1
★ 2	05744636	PUMP, fuel injection, 6.5 L (Turbo Diesel)	1
★ 2	05744634	PUMP, fuel injection, 6.5 L , remanufactured (Turbo Diesel)	1
3	MS 00035842 14	CLAMP, fuel injection pump boot	1
4	12339491 1	BOOT, fuel injection pump	1
5	05593885	TUBE, fuel injection pump, outlet	1
6	12339884	CLAMP, fuel filter inlet tube.	2
7	N/S	HOSE, 3/9-inch, fuel filter outlet, SEE NOTE 2.	1
8	05740247	NUT, fuel injection pump	4
9	G 00120386	WASHER, 1/4", fuel injection pump	4
10	05741160	CLAMP, fuel filter inlet and outlet lines	1
11	05740167	CLAMP, fuel filter inlet tube.	1
12	05740567	SCREW, fuel injection pump nameplate	2
13	05740568	PLATE, identification	1
NOTE 1: PART OF ENGINE GASKET KIT P/N 05743401 NOTE 2: MAKE FROM BULK HOSE P/N 05741068 1/4" X 25' ROLL			

3-6 FUEL, EMISSIONS AND EXHAUST



P03-003

Figure 3-3. Fuel Injection Supply and Return Lines (Diesel).

1996 HUMMER PARTS CATALOG

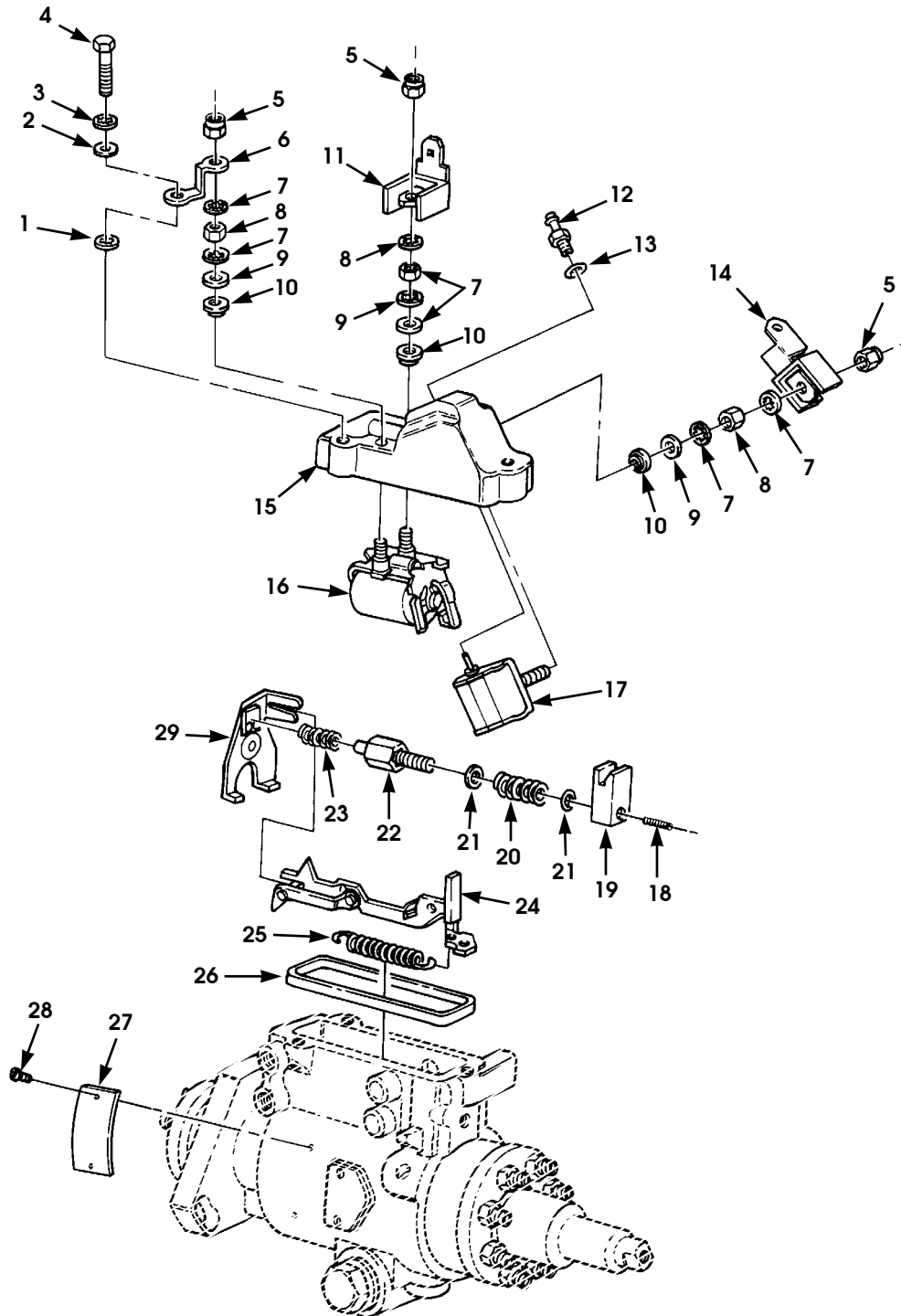
12-31-96

FUEL, EMISSIONS AND EXHAUST 3-7

ITEM	PART NUMBER	DESCRIPTION	QTY
		Figure 3-3 FUEL INJECTION SUPPLY AND RETURN LINES (DIESEL)	
★ 1	05939996	TUBE, fuel drain	1
2	12339884	CLAMP, fuel drain hose	4
3	N/S	HOSE, 7-inch, fuel drain, SEE NOTE 1	2
4	05740171	CLAMP, fuel drain	2
★ 5	05741895	CLAMP, fuel drain tube	18
6	05740211	TUBING, fuel drain pipe, right side	1
7	05742551	TUBE, pump to injector, #2 cylinder (Non-Turbo Diesel)	1
★ 7	05744707	TUBE, pump to injector, #2 cylinder (Turbo Diesel)	1
8	05742553	TUBE, pump to injector, #4 cylinder (Non-Turbo Diesel)	1
★ 8	05744709	TUBE, pump to injector, #4 cylinder (Turbo Diesel)	1
9	05742555	TUBE, pump to injector, #6 cylinder (Non-Turbo Diesel)	1
★ 9	05744711	TUBE, pump to injector, #6 cylinder (Turbo Diesel)	1
10	05742557	TUBE, pump to injector, #8 cylinder (Non-Turbo Diesel)	1
★ 10	05744713	TUBE, pump to injector, #8 cylinder (Turbo Diesel)	1
11	05740179	CLAMP, fuel injection tube	4
12	05741162	BOLT, fuel injection tube clamp	8
13	05740537	INSERT, fuel injection tube clamp	12
14	05742767	CLAMP, fuel drain tube	1
15	05742675	TUBE ASSEMBLY, fuel drain return	1
16	05742554	TUBE, pump to injector, #5 cylinder (Non-Turbo Diesel)	1
★ 16	05744710	TUBE, pump to injector, #5 cylinder (Turbo Diesel)	1
17	05740175	STRAP, fuel injection tube, upper	3
18	05740176	STRAP, fuel injection tube, lower	3
19	05740210	CAP, fuel injection nozzle	2
20	05740211	HOSE, 7-inch, fuel drain, SEE NOTE 1	2
21	05742556	TUBE, pump to injector, #7 cylinder (Non-Turbo Diesel)	1
★ 21	05744712	TUBE, pump to injector, #7 cylinder (Turbo Diesel)	1
22	05742564	BRACKET, fuel injection lines, R.H.	1
22	05743288	BRACKET, fuel injection lines, L.H.	1
23	G 02436161 P2	WASHER, fuel drain	5
24	05740247	NUT, fuel drain	5
25	05740178	CLAMP, fuel injection tube	1
26	05742552	TUBE, pump to injector, #3 cylinder (Non-Turbo Diesel)	1
★ 26	05744708	TUBE, pump to injector, #3 cylinder (Turbo Diesel)	1
27	05742550	TUBE, pump to injector, #1 cylinder (Non-Turbo Diesel)	1
★ 27	05744706	TUBE, pump to injector, #1 cylinder (Turbo Diesel)	1
28	05740536	CLAMP, fuel injection tube	4
29	05743765	SENSOR, time-trac, #1 cylinder	1
30	05742452	CONNECTOR, fuel line to pump	7
		NOTE 1: MAKE FROM BULK HOSE P/N 05741163 1/4" x 25' ROLL	

1996 HUMMER PARTS CATALOG

3-8 FUEL, EMISSIONS AND EXHAUST



P03-004

Figure 3-4. Fuel Injection Pump Cover Assembly, Governor Linkage, and Related Parts (Non-Turbo Diesel).

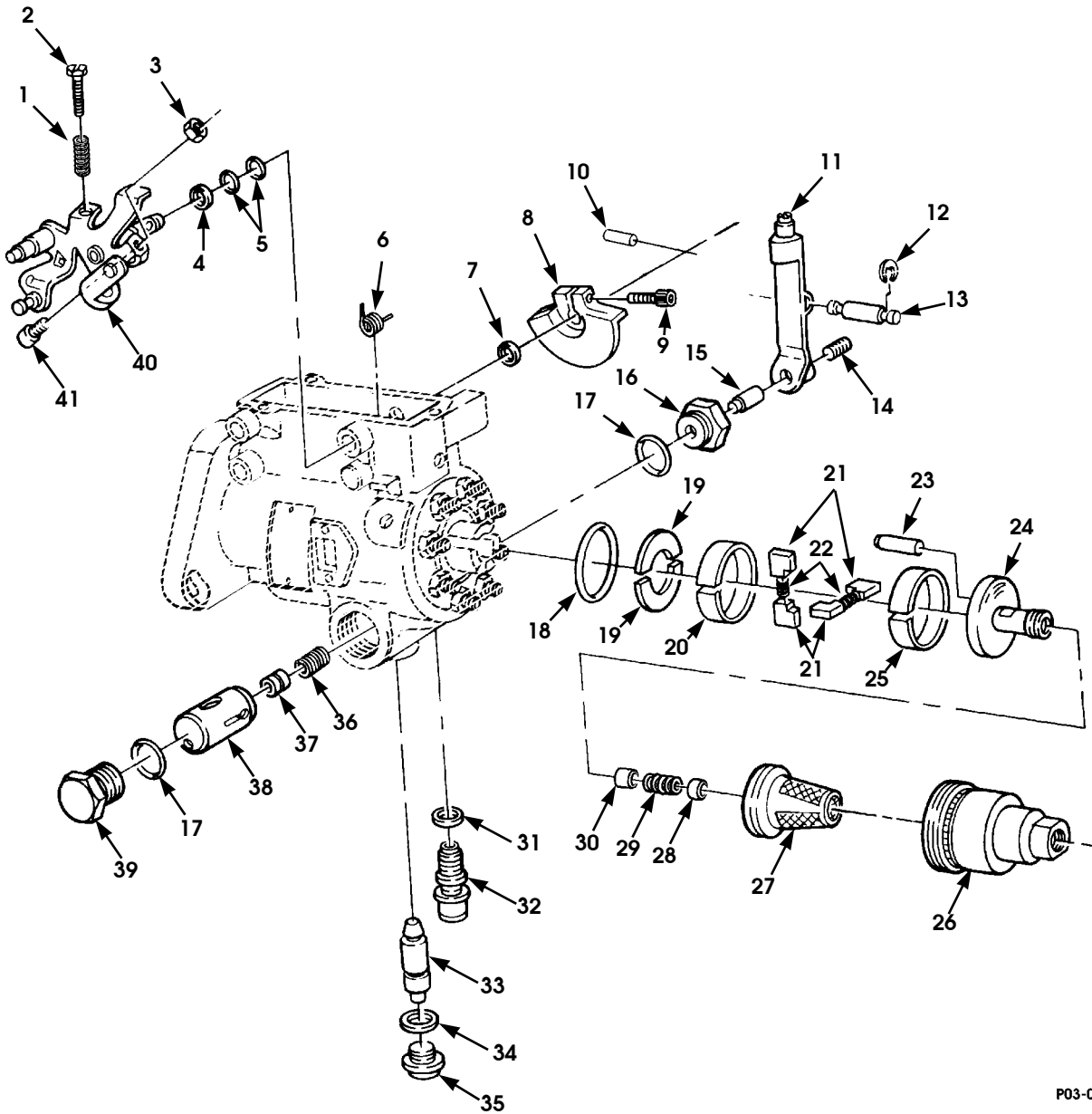
1996 HUMMER PARTS CATALOG

FUEL, EMISSIONS AND EXHAUST 3-9

ITEM	PART NUMBER	DESCRIPTION	QTY
		Figure 3-4 FUEL INJECTION PUMP COVER ASSEMBLY, GOVERNOR LINKAGE, AND RELATED PARTS (NON-TURBO DIESEL)	
1	05740665	LOCKWASHER, cover	1
2	05740569	WASHER, fuel injection pump cover	3
3	05740554	LOCKWASHER, fuel injection pump cover	3
4	05740553	BOLT, fuel injection pump cover	3
5	05740671	LOCKNUT	3
6	05740664	STRAP, terminal	1
7	05740673	LOCKWASHER	6
8	05740666	NUT	3
9	05740667	WASHER	3
10	05740674	WASHER, SEE NOTE 1	3
11	05742648	SPADE LUG, shutoff solenoid	1
12	05742634	CONNECTOR, return line	1
13	05740556	PACKING, SEE NOTE 1	1
14	05742649	SPADE LUG, cold advance solenoid	1
15	05742631	COVER	1
16	05742632	SOLENOID, shutoff	1
17	05742633	SOLENOID, cold advance	1
18	05742124	SPRING, governor inner	1
19	05740627	BLOCK ASSEMBLY	1
20	05742126	SPRING, governor outer	1
21	05740625	WASHER	2
22	05742127	PUSHROD ASSEMBLY, governor	1
23	05740616	SPRING, governor, idling	1
24	05740693	HOOK ASSEMBLY	1
25	05742635	SPRING	1
26	05740072	GASKET, fuel injection SEE NOTE 1	1
27	05740568	IDENTIFICATION PLATE	1
28	05740567	SCREW, identification plate	2
29	05740617	ARM, governor	1
		NOTE 1: PART OF FUEL INJECTION GASKET OVERHAUL KIT P/N 05742010	

1996 HUMMER PARTS CATALOG

3-10 FUEL, EMISSIONS AND EXHAUST



P03-00

Figure 3-5. Fuel Injection Pump Throttle Shaft, Regulator, and Transfer Pump (Non-Turbo Diesel).

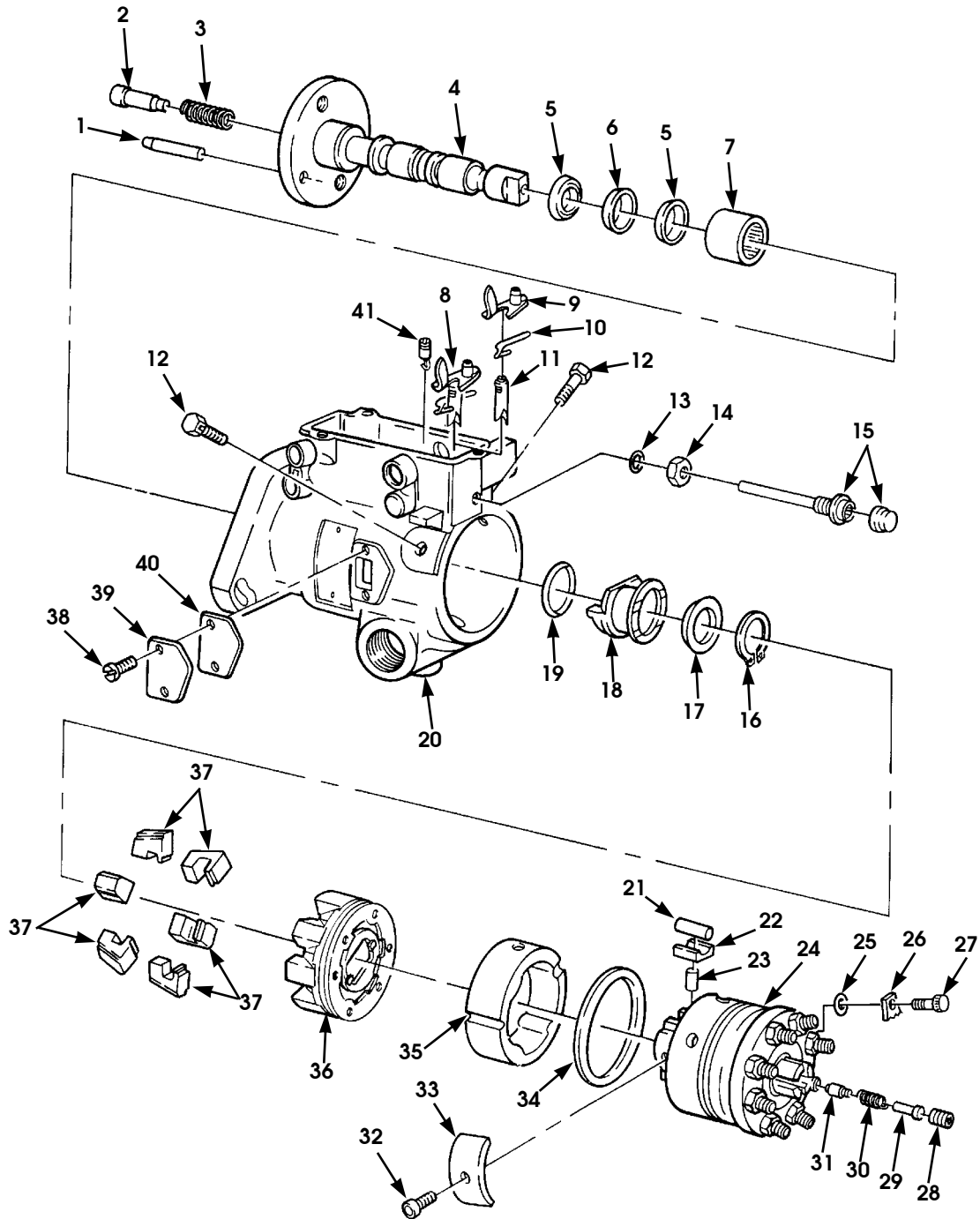
1996 HUMMER PARTS CATALOG

FUEL, EMISSIONS AND EXHAUST 3-11

ITEM	PART NUMBER	DESCRIPTION	QTY
		Figure 3-5 FUEL INJECTION PUMP THROTTLE SHAFT, REGULATOR, AND TRANSFER PUMP (NON-TURBO DIESEL)	
1	05740637	SPRING, low idle screw	1
2	05740636	SCREW, low idle	1
3	05740635	NUT, max. throttle travel	1
4	05740634	SPACER, throttle shaft	1
5	05740645	SEAL, throttle shaft, SEE NOTE 1	2
6	05742128	SPRING, governor, thrust	1
7	05742636	SEAL WASHER, throttle shaft, SEE NOTE 1	1
8	05740644	CAM, face, fuel injection pump	1
9	05740642	SCREW, face, cam.	1
10	05740643	PIN, drive, SEE NOTE 1	1
11	05740655	LEVER, rocker, fuel injection pump	1
12	05740657	RETAINING RING, rocker lever	2
13	05740656	PIN, rocker level	1
14	05740658	SETSCREW, servo advance adjust	1
15	05740647	PLUNGER, servo advance	1
16	05742445	PLUG, piston hole	1
17	05740653	SEAL, drain plug, piston hole, SEE NOTE 1	2
18	05740599	SEAL, ring, transfer pump, SEE NOTE 1	1
19	05740607	RETAINER, rotor, fuel injection pump	2
20	05740608	LINER, transfer pump.	1
21	05740609	BLADE, transfer pump, standard	4
21	05740610	BLADE, transfer pump, oversized, .001	4
22	05740600	SPRING, transfer pump blade	2
23	05740601	PIN, transfer pump.	1
24	05742446	REGULATOR, transfer pump	1
25	05740611	RETAINING RING, lining	1
26	05742447	CAP, transfer pump	1
27	05742451	STRAINER, fuel inlet	1
28	05740604	PLUG ASSEMBLY, end plate	1
29	05742131	SPRING, regulating	1
30	05740603	PISTON, fuel regulating transfer pump	1
31	05740660	PACKING, head locating screw, SEE NOTE 1	1
32	05740661	SCREW, head locating	1
33	05740654	PIN, cam advance	1
34	05740662	PACKING, cam advance, SEE NOTE 1	1
35	05740663	PLUG, screw hole advance	1
36	05742448	SPRING, light load advance	1
37	05740649	VALVE, servo advance	1
38	05742449	PISTON, servo advance	1
39	05742133	PLUG, piston hole, power side	1
40	05740638	SHAFT ASSEMBLY, throttle	1
41	05742637	SCREW, max. throttle travel	1
		NOTE 1: PART OF FUEL INJECTION GASKET OVERHAUL KIT P/N 05742010	

1996 HUMMER PARTS CATALOG

3-12 FUEL, EMISSIONS AND EXHAUST



P03-006

Figure 3-6. Fuel Injection Pump Housing Head and Rotor, Drive Shaft, and Related Parts.
(Non-Turbo Diesel)

1996 HUMMER PARTS CATALOG

FUEL, EMISSIONS AND EXHAUST 3-13

ITEM	PART NUMBER	DESCRIPTION	QTY
		Figure 3-6 FUEL INJECTION PUMP HOUSING HEAD AND ROTOR, DRIVE SHAFT, AND RELATED PARTS (NON-TURBO DIESEL)	
1	05740559	PIN, drive shaft dowel, SEE NOTE 1	2
1	05740560	PIN, drive shaft dowel, oversized	1
2	05740563	PIN, thrust washer	1
3	05740561	SPRING, thrust pin	1
4	05740557	DRIVE SHAFT.	1
5	05740562	PACKING, black, SEE NOTE 2	2
6	05740564	PACKING, red, SEE NOTE 2	1
7	05740583	NEEDLE BEARING.	1
8	05741097	VALVE ASSEMBLY, oversized, SEE NOTE 3	1
9	05740630	ARM ASSEMBLY, standard	1
10	05740631	SPRING	1
11	05740632	VALVE, standard	1
12	05740580	SCREW, headlocking	2
13	05742137	SEAL, O-ring, guide stud	1
14	05742136	NUT, guide stud	1
15	05742138	STUD, governor	1
16	05740623	RETAINING RING, governor.	1
17	05740621	WASHER, governor sleeve	1
18	05740620	GOVERNOR SLEEVE.	1
19	05742140	RETAINING RING	1
20	05742141	HOUSING, fuel injection pump	1
21	05740585	ROLLER, cam	2
22	05740586	SHOE, cam roller	2
23	05740680	PLUNGER, standard, .290 A, SEE NOTE 4	2
23	05740681	PLUNGER, standard, .290 B, SEE NOTE 4	2
23	05740682	PLUNGER, standard, .290 C, SEE NOTE 4	2
23	05740683	PLUNGER, standard, .290 D, SEE NOTE 4	2
23	05740684	PLUNGER, oversized, A, SEE NOTE 4	2
23	05740685	PLUNGER, oversized, B, SEE NOTE 4	2
23	05740686	PLUNGER, oversized, .002 C, SEE NOTE 4	2
23	05740687	PLUNGER, oversized, .002 D, SEE NOTE 4	2
24	05742142	HEAD AND ROTOR ASSEMBLY	1
25	05740595	PACKING, locking plate, SEE NOTE 2	1
26	05742638	LOCKING PLATE.	1
27	05742639	SCREW, locking plate	1
28	05740598	SCREW, delivery valve	1
29	05740592	STOP, delivery valve, SEE NOTE 2	1
30	05740591	SPRING, delivery valve	1
31	05742143	VALVE, standard	1
31	05742144	VALVE, oversized	1

1996 HUMMER PARTS CATALOG

3-14 FUEL, EMISSIONS AND EXHAUST

ITEM	PART NUMBER	DESCRIPTION	QTY
		Figure 3-6 FUEL INJECTION PUMP HOUSING HEAD AND ROTOR, DRIVE SHAFT, AND RELATED PARTS (NON-TURBO DIESEL) (Cont'd)	
32	05740590	ADJUSTING SCREW, leaf spring.	1
33	05740589	SPRING	1
34	05740588	PACKING, hydraulic head, SEE NOTE 2	1
35	05740587	CAM RING, standard.	1
36	05742145	RETAINER ASSEMBLY.	1
37	05740622	WEIGHT, counter balance	6
38	05740566	SCREW, timing line cover	2
39	05740565	TIMING LINE COVER.	1
40	05740584	GASKET, timing line cover, SEE NOTE 2	1
41	05740572	SCREW ASSEMBLY, vent, #0	1
41	05740573	SCREW ASSEMBLY, vent, #1	1
41	05740574	SCREW ASSEMBLY, vent, #2	1
41	05740575	SCREW ASSEMBLY, vent, #3	1
41	05740576	SCREW ASSEMBLY, vent, #4	1
41	05740577	SCREW ASSEMBLY, vent, #5	1
		NOTE 1: COMES WITH ITEM 4 NOTE 2: PART OF FUEL INJECTION GASKET OVERHAUL KIT P/N 05742010 NOTE 3: COMES WITH ITEMS 9 AND 11 NOTE 4: COMES WITH ITEM 24	

1996 HUMMER PARTS CATALOG

3-16 FUEL, EMISSIONS AND EXHAUST

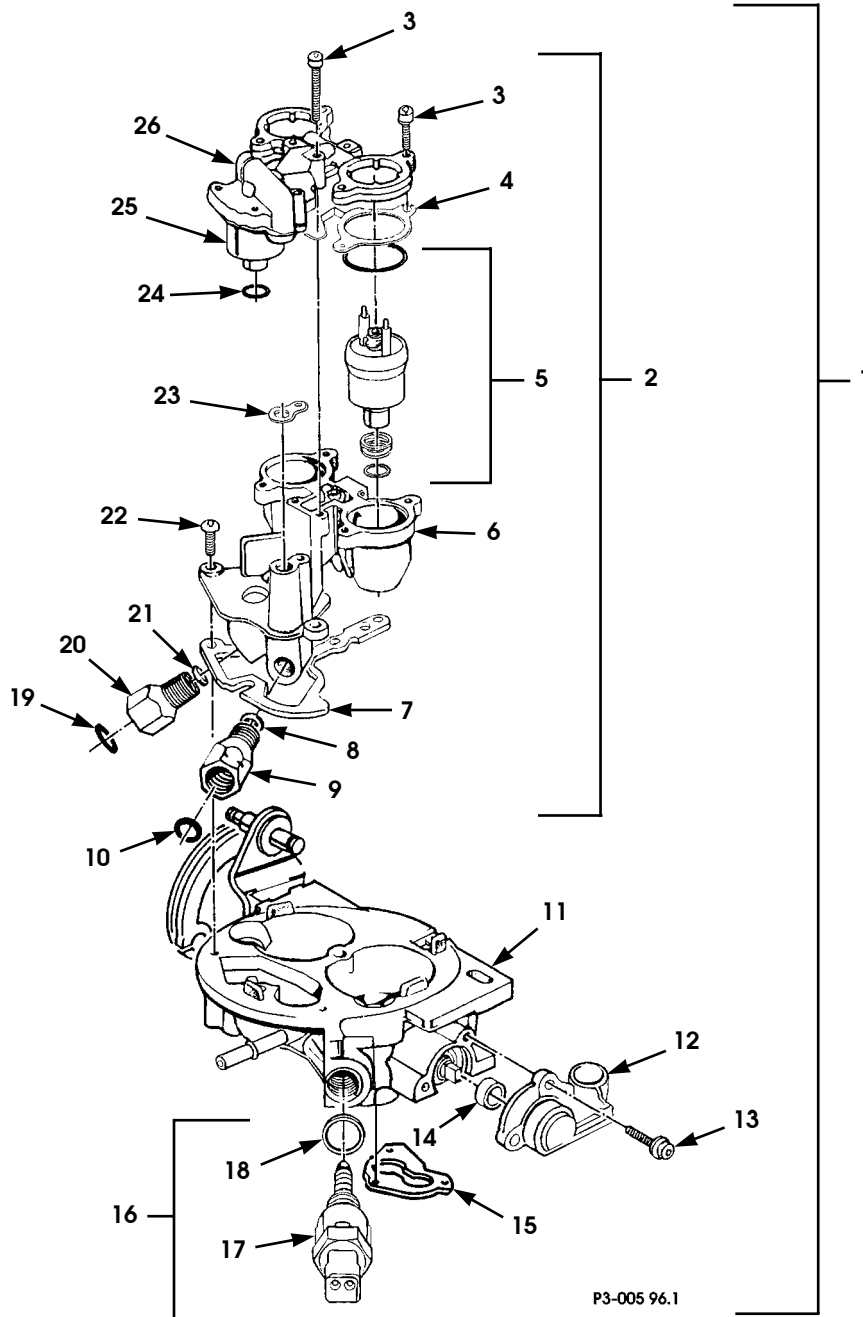


Figure 3-7. Throttle Body Injector Unit (Gas).

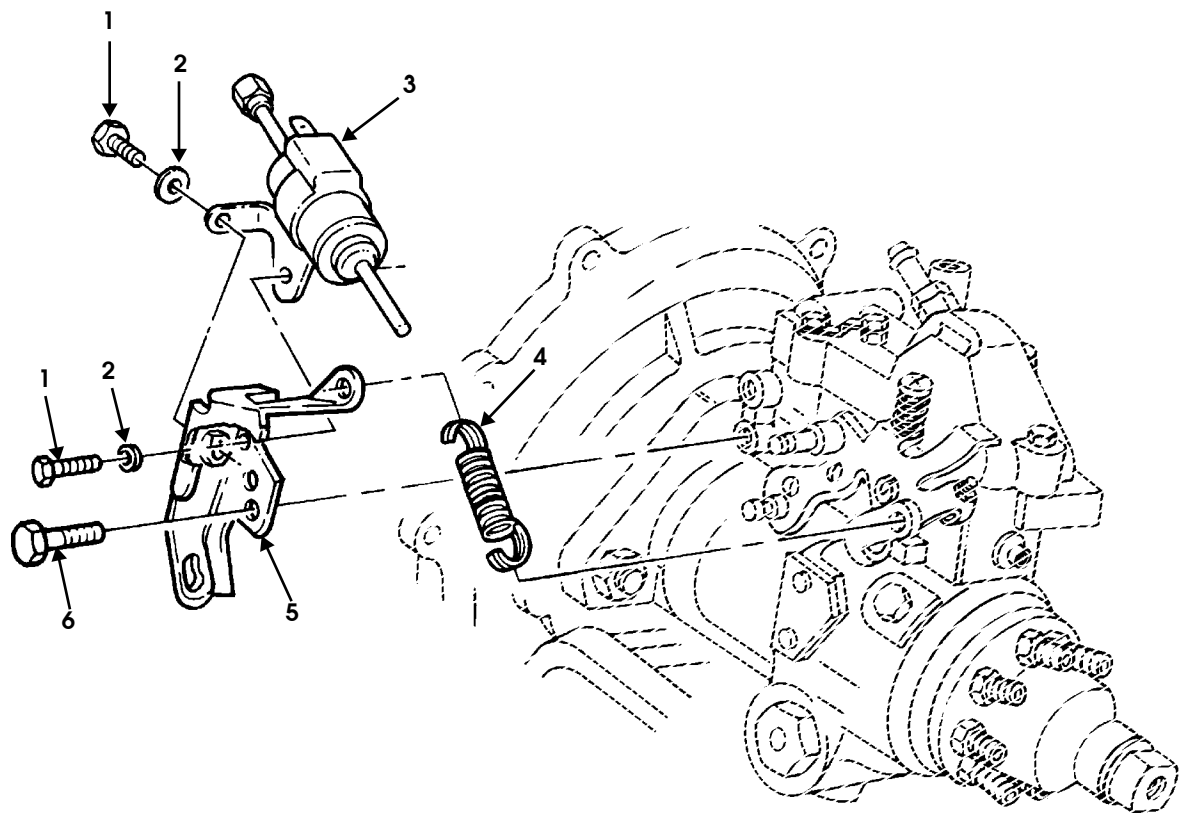
1996 HUMMER PARTS CATALOG

FUEL, EMISSIONS AND EXHAUST 3-17

ITEM	PART NUMBER	DESCRIPTION	QTY
		Figure 3-7 THROTTLE BODY INJECTOR UNIT (Gas)	
1	05743954	INJECTOR, throttle body	1
2	05743956	•METER KIT, TBI unit	1
3	SIK	••BOLT, TBI unit, SEE NOTES 1 and 2	8
4	SIK	••GASKET, TBI unit, SEE NOTE 3	1
5	05743959	••INJECTOR KIT, TBI	2
6	05743966	••BODY, TBI fuel meter, SEE NOTE 2	1
7	SIK	••GASKET, TBI SEE NOTES 2 and 3	1
8	SIK	••SEAL, TBI unit, SEE NOTES 2 and 5	1
9	SIK	•NUT, TBI fuel line, SEE NOTE 4	1
10	SIK	•SEAL, TBI unit, SEE NOTE 5	1
11	05743961	•BODY KIT, throttle, TBI	1
12	SIK	•SENSOR, TPS, SEE NOTE 6	1
13	SIK	•BOLT, TPS, SEE NOTES 1 and 6	2
14	SIK	•SEAL, TBI unit, SEE NOTES 5 and 6	1
15	05743968	•GASKET, TBI manifold	1
16	05743963	•VALVE KIT, idle air control	1
17	SIK	••VALVE ASSEMBLY, idle air control, SEE NOTE 7	1
18	SIK	••SEAL, TBI unit, SEE NOTES 5 and 7	1
19	SIK	•SEAL, TBI unit, SEE NOTE 5	1
20	SIK	•NUT, TBI unit, SEE NOTE 4	1
21	SIK	•SEAL, TBI unit, SEE NOTE 5	1
22	SIK	•BOLT, TBI unit, SEE NOTE 1	3
23	SIK	•GASKET, TBI unit, SEE NOTE 3	1
24	SIK	•SEAL, pressure regulator, SEE NOTE 5	1
25	05743958	•REGULATOR, fuel press, SEE NOTE 2	1
26	SIK	•COVER ASSEMBLY, meter, SEE NOTE 2	1
		NOTE 1: Part of Bolt Kit P/N 05743965 NOTE 2: Part of Meter Kit P/N 05743956 NOTE 3: Part of Gasket Kit P/N 05743955 NOTE 4: Part of Nut Kit P/N 05743964 NOTE 5: Part of Seal Kit P/N 05743967 NOTE 6: Part of Sensor Kit P/N 05743962 NOTE 7: Part of Valve Kit P/N 05743963	

1996 HUMMER PARTS CATALOG

3-18 FUEL, EMISSIONS AND EXHAUST



P03-007

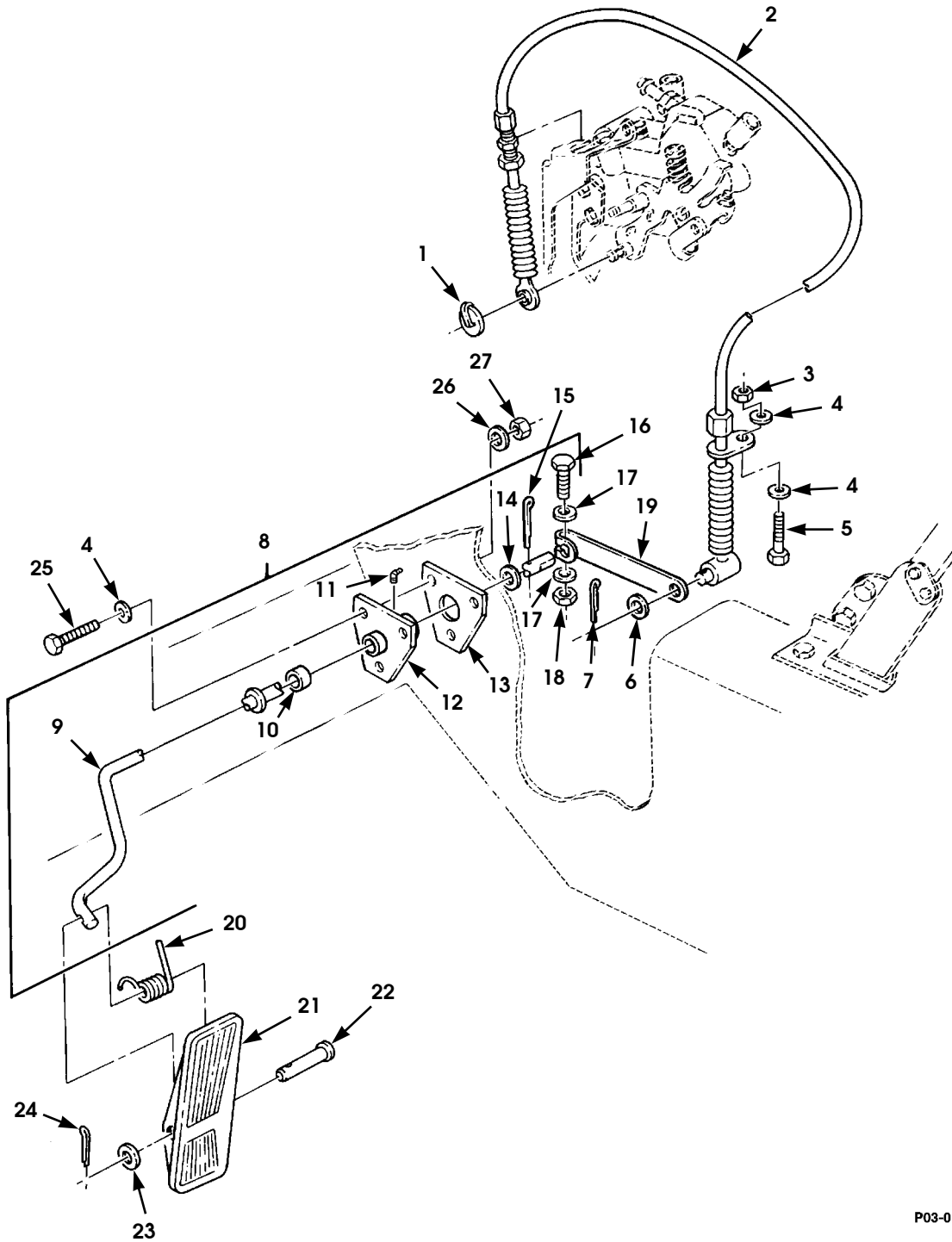
Figure 3-8. Accelerator Cable Bracket and Idle Spring (Non-Turbo Diesel).

1996 HUMMER PARTS CATALOG

FUEL, EMISSIONS AND EXHAUST 3-19

ITEM	PART NUMBER	DESCRIPTION	QTY
		Figure 3-8 ACCELERATOR CABLE BRACKET AND IDLE SPRING (NON-TURBO DIESEL)	
1	05742655	BOLT,solenoid	2
2	G 09421089	WASHER, accelerator cable bracket	2
3	05742565	SOLENOID ASSEMBLY, idle speed control	1
4	05742659	SPRING, idle return	1
5	05742654	BRACKET ASSEMBLY, accelerator cable	1
6	05741159	BOLT, accelerator cable bracket	2

3-20 FUEL, EMISSIONS AND EXHAUST



P03-014.1

Figure 3-9. Accelerator Controls (Non-Turbo Diesel).

1996 HUMMER PARTS CATALOG

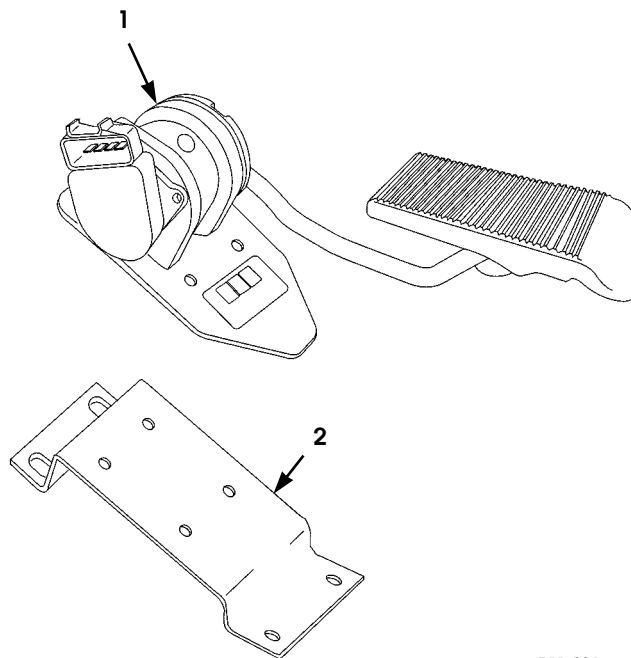
12-31-96

FUEL, EMISSIONS AND EXHAUST 3-21

ITEM	PART NUMBER	DESCRIPTION	QTY
		Figure 3-9 ACCELERATOR CONTROLS (NON-TURBO DIESEL)	
1	12338355	CLIP, accelerator cable	1
2	12338360	ACCELERATOR cable, Non-Turbo Diesel.	1
3	MS 00051943 31	LOCKNUT, accelerator cable, 1/4"-20.	1
4	G 02436161	WASHER, flat, 1/4", accelerator cable.	3
5	MS 00090728 6	BOLT, accelerator cable, 1/4"-20 x 3/4"	1
6	MS 00027183 10	WASHER, accelerator cable, flat, 9/32".	1
7	MS 00024665 132	COTTER PIN, accelerator cable, 1/16" x 1/2"	1
8	06008144	BELLCRANK ASSEMBLY	1
9	06008145	•ROD-LEVER, accelerator pedal.	1
10	05939348	•BUSHING, accelerator pedal.	2
★ 11	N/S	•FITTING, lubrication, 90 degrees, 1/4"-28.	1
★ 12	S.I.A.	•PIVOT ASSEMBLY, bellcrank.	1
13	12338357	•GASKET, retainer cover.	1
14	MS 00027183 16	•WASHER, accelerator pedal, 7/16"	1
15	MS 00024665 283	•COTTER PIN, accelerator pedal, 3/32 x 3/4".	1
16	MS 00090725 10	•BOLT, bellcrank assembly, 1/4"-20 x 1.25"	1
17	G 02436161	•WASHER, flat, 1/4", bellcrank assembly	2
18	MS 00051943 31	•LOCKNUT, bellcrank assembly, 1/4"-20	1
19	05939349	•CONNECTING ARM, accelerator pedal.	1
20	12338358	SPRING, accelerator control pedal	1
21	12338365	PEDAL, accelerator control	1
22	12338361	PIN, accelerator control pedal	1
23	MS 00027183 9	WASHER, accelerator control pedal, flat, 1/4"	1
24	MS 00024665 132	COTTER PIN, accelerator pedal, 1/16" x 1/2"	1
25	MS 00090725 8	BOLT, accelerator control pedal, 1/4"-20 x 1".	3
26	MS 00035338 44	LOCKWASHER, 1/4"	3
27	05937810	NUT, insert, 1/4"-20	3

1996 HUMMER PARTS CATALOG

3-22 FUEL, EMISSIONS AND EXHAUST



P03-026

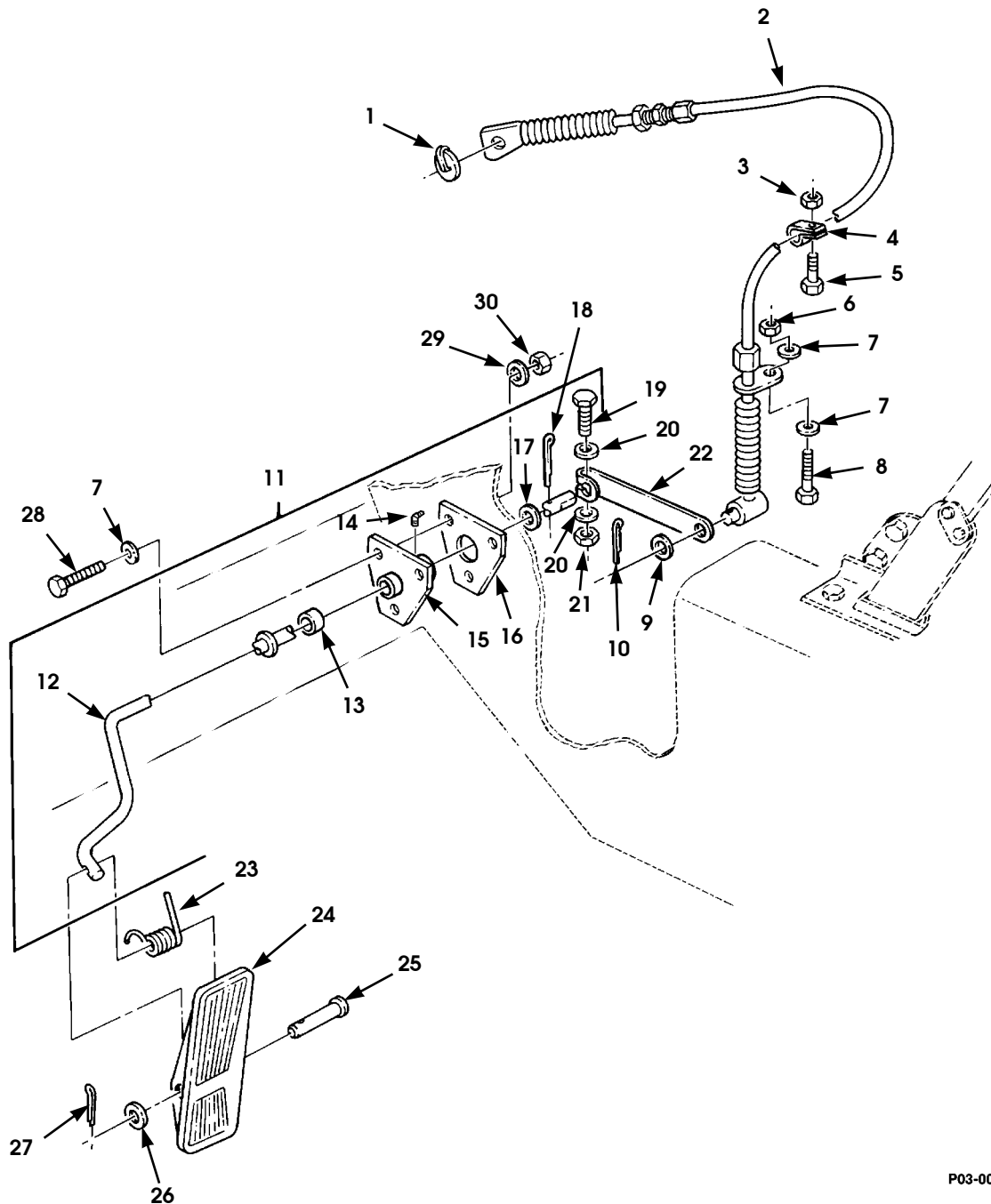
Figure 3-10. Accelerator Controls (Turbo Diesel).

1996 HUMMER PARTS CATALOG

FUEL, EMISSIONS AND EXHAUST 3-23

ITEM	PART NUMBER	DESCRIPTION	QTY
1	06007221	Figure 3-10 ACCELERATOR CONTROLS (TURBO DIESEL) ACCELERATOR PEDAL ASSEMBLY (Turbo Diesel)	1
2	06007177	BRACKET, accelerator mounting (Turbo Diesel).	1

3-24 FUEL, EMISSIONS AND EXHAUST



P03-002.1

Figure 3-11. Accelerator Controls (Gas).

1996 HUMMER PARTS CATALOG

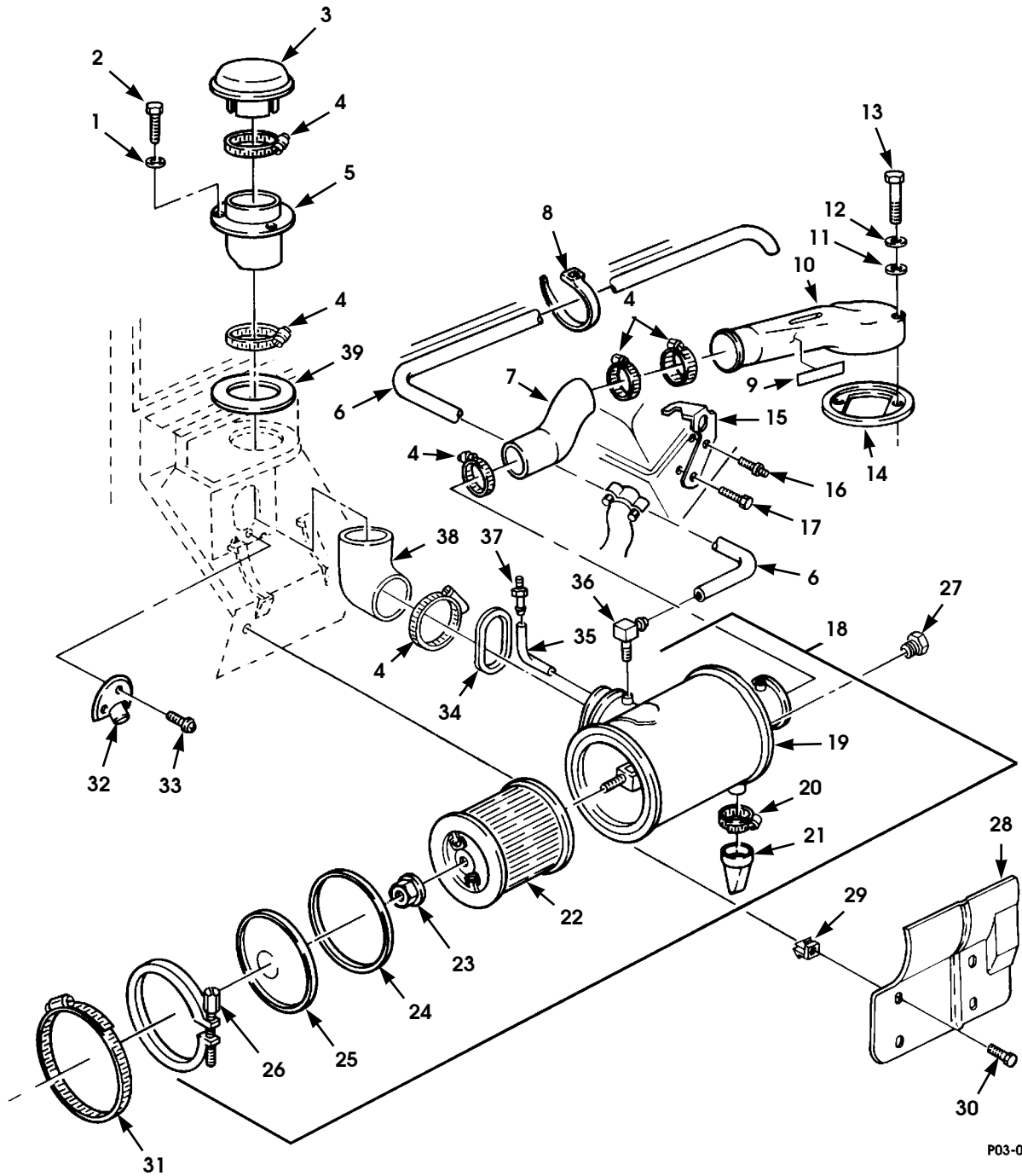
12-31-96

FUEL, EMISSIONS AND EXHAUST 3-25

ITEM	PART NUMBER	DESCRIPTION	QTY
		Figure 3-11 ACCELERATOR CONTROLS (GAS)	
1	12338355	CLIP, accelerator cable	1
2	06005968	CABLE, accelerator, Gas	1
3	G 00271169	NUT AND LOCKWASHER ASSEMBLY, #10-32	1
4	MS 00021333 68	CLAMP, accelerator cable.	1
5	G 00431942	SCREW, #10-32 x 1/2"	1
6	MS 00051943 31	LOCKNUT, accelerator cable, 1/4"-20.	1
7	G 02436161	WASHER, accelerator cable, 1/4"	3
8	MS 00090728 6	BOLT, accelerator cable, 1/4"-20 x 3/4"	1
9	MS 00027183 10	WASHER, accelerator cable, 9/32"	1
10	MS 00024665 132	COTTER PIN, accelerator cable, 1/16" x 1/2"	1
11	06008144	BELLCRANK ASSEMBLY	1
12	06008145	•ROD-LEVER, accelerator pedal.	1
13	05939348	•BUSHING, accelerator pedal.	2
★ 14	N/S	•FITTING, lubrication, 90 degrees, 1/4"-28.	1
★ 15	S.I.A.	•PIVOT ASSEMBLY, bellcrank.	1
16	12338357	•GASKET, retainer cover.	1
17	MS 00027183 16	•WASHER, accelerator pedal, 7/16"	1
18	MS 00024665 283	•COTTER PIN, accelerator pedal, 3/32" x 3/4"	1
19	MS 00090725 10	•BOLT, bellcrank assembly, 1/4"-20 x 1.25"	1
20	G 02436161	•WASHER, bellcrank assembly, 1/4"	2
21	MS 00051943 31	•LOCKNUT, bellcrank assembly, 1/4"-20	1
22	05939349	•CONNECTING ARM, accelerator pedal.	1
23	12338358	SPRING, accelerator control pedal	1
24	12338365	PEDAL, accelerator control	1
25	12338361	PIN, accelerator control pedal	1
26	MS 00027183 9	WASHER, accelerator control pedal, flat, 1/4"	1
27	MS 00024665 132	COTTER PIN, accelerator pedal, 1/16" x 1/2"	1
28	MS 00090725 8	BOLT, accelerator control pedal, 1/4"-20 x 1".	3
29	MS 00035338 44	LOCKWASHER, 1/4"	3
30	05937810	NUT, insert, 1/4"-20	3

1996 HUMMER PARTS CATALOG

3-26 FUEL, EMISSIONS AND EXHAUST



P03-01

Figure 3-12. Air Cleaner, Air Horn, and Related Parts. (Non-Turbo Diesel).

1996 HUMMER PARTS CATALOG

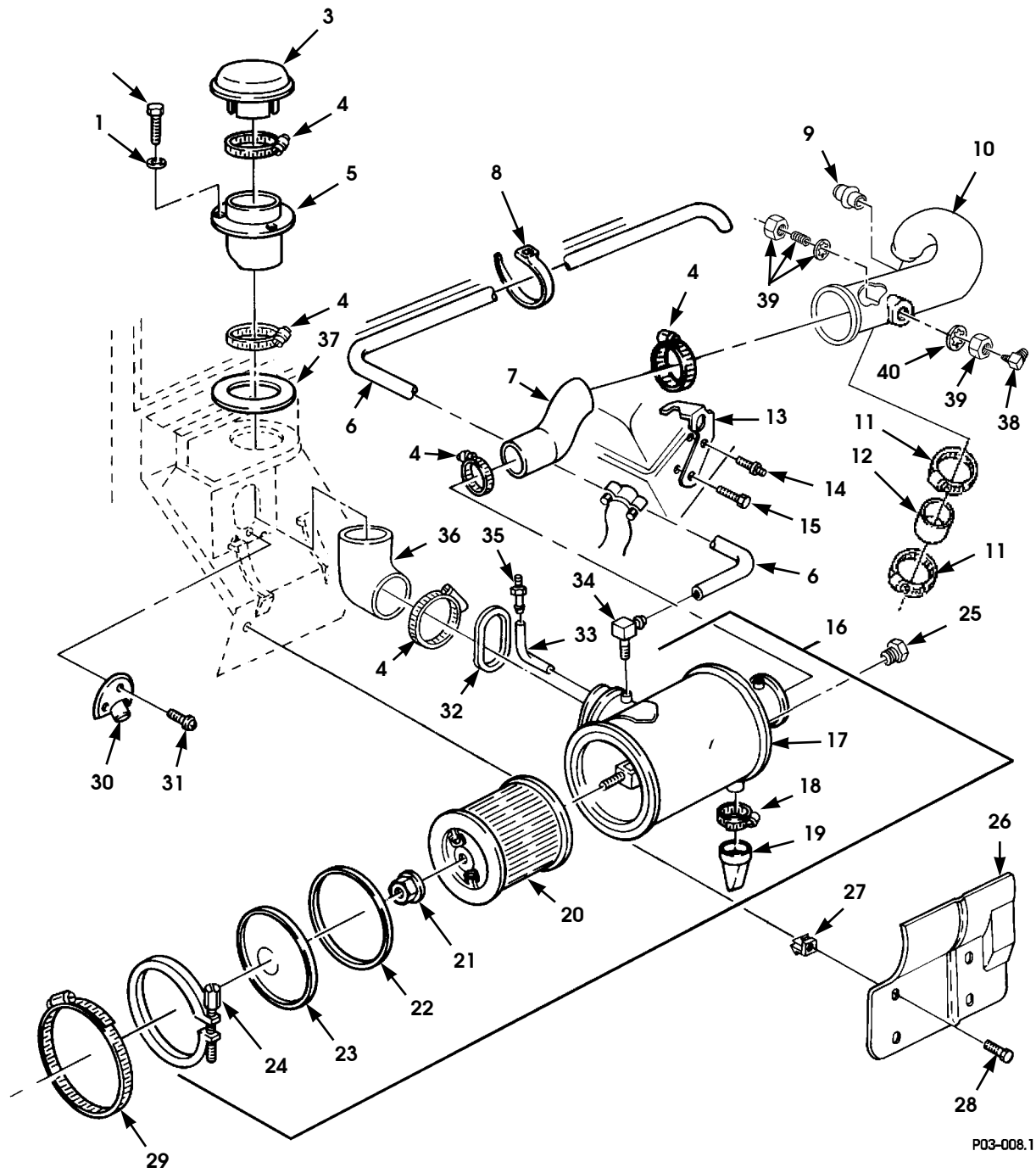
8-15-96

FUEL, EMISSIONS AND EXHAUST 3-27

ITEM	PART NUMBER	DESCRIPTION	QTY
		Figure 3-12 AIR CLEANER, AIR HORN, AND RELATED PARTS (NON-TURBO DIESEL)	
1	MS 00027183 10P2	WASHER, air intake shield, 9/32	3
2	MS 00090728 2P2	BOLT, air intake shield, 1/4 - 20 x 7/16	3
3	12338377 P	CAP, air intake	1
4	11608950 18	CLAMP, air intake, 5.0 - 2.0	6
5	06001738 P	ADAPTER, air intake.	1
6	N/S	TUBE, 28-inch, air cleaner vent line, SEE NOTE 1	1
7	12338381	HOSE, induction	1
8	MS 00003367 1-9	TIEDOWN STRAP, tube air cleaner	1
9	12339055	DECAL, no step	1
10	12338383	AIR HORN ASSEMBLY.	1
11	12339052	WASHER, air horn, 5/16	2
12	G 09418924	WASHER, air horn, 5/16	2
13	MS 00090725 47	BOLT, air horn, 5/16 - 18 x 3.75	2
14	12338382	GASKET, air horn	1
* 15	06003171	BRACKET, engine lift	1
16	12339406 2	STUD, air horn support bracket	1
17	12340845 1	SCREW, air horn support bracket, M10 - 1.5 x 25,	1
18	WA 12339911	AIR CLEANER ASSEMBLY	1
19	S.I.A.	•BODY, air cleaner	1
20	MS 00035842 14	•CLAMP, dust unloader	1
21	12342873	•UNLOADER, dust	1
22	12342870	•FILTER element, air cleaner	1
23	12342871	•NUT/LOCKWASHER, air cleaner	1
24	12342872	•GASKET, air filter.	1
25	12342869	•COVER, air cleaner.	1
26	12342874	•CLAMP, air cleaner	1
27	G 00127950	PLUG, air cleaner, 1/8 brass, hex	1
28	12338863 P	SHIELD, air cleaner	1
29	12340922	GROMMET, air cleaner shield.	4
30	G 09421073	SCREW, air cleaner shield.	4
31	11608950 28	CLAMP, air cleaner, 2.25 - 2.00	3
32	12338842	BRACKET, air intake drainage tube	1
33	MS 00051861 34	SCREW, drainage bracket	3
34	06005110	GASKET, air cleaner intake.	1
35	12340799	TUBE, vent line	1
36	12339964 1	ELBOW, pipe to hose, vent line	1
37	12339978	CONNECTOR, vent line.	1
38	06001737	ELBOW, air cleaner	1
39	06001764	GASKET, air intake housing.	1
		NOTE 1: MAKE FROM BULK NYLON TUBE P/N 05741079 3/16" X 250' ROLL	

1996 HUMMER PARTS CATALOG

3-28 FUEL, EMISSIONS AND EXHAUST



P03-008.1

Figure 3-13. Air Cleaner, Air Horn, and Related Parts. (Turbo Diesel).

1996 HUMMER PARTS CATALOG

8-15-96

FUEL, EMISSIONS AND EXHAUST 3-29

ITEM	PART NUMBER	DESCRIPTION	QTY
		Figure 3-13 AIR CLEANER, AIR HORN, AND RELATED PARTS (TURBO DIESEL)	
1	MS 00027183 10P2	WASHER, air intake shield, 9/32	3
2	MS 00090728 2P2	SCREW, air intake shield, 1/4 - 20 x 7/16	3
3	12338377 P	CAP, air intake	1
4	11608950 18	CLAMP, air intake, 5.0 - 2.0	5
5	06001738 P	ADAPTER, air intake.	1
6	N/S	TUBE, 28-inch, air cleaner vent line, SEE NOTE 1	1
7	12338381	HOSE, induction	1
8	MS 00003367 1-9	TIEDOWN STRAP, tube air cleaner	1
9	RCSK1773 5	CDR VALVE AND TUBE ASSEMBLY	1
10	06007701	AIR HORN INDUCTION SYSTEM.	1
11	11608950 11	CLAMP, air horn	2
12	RCSK1770 0	HOSE, turbo intake,	1
★ 13	06003171	BRACKET, engine lift	1
14	12339406 2	STUD, air horn support bracket	1
★ 15	12340845 1	BOLT, air horn support bracket, M10 - 1.5 x 25, 10.9	1
16	WA 12339911	AIR CLEANER ASSEMBLY	1
17	S.I.A.	•BODY, air cleaner	1
18	MS 00035842 14	•CLAMP, dust unloader	1
19	12342873	•UNLOADER, dust	1
20	12342870	•FILTER element, air cleaner	1
21	12342871	•NUT/LOCKWASHER, air cleaner	1
22	12342872	•GASKET, air filter	1
23	12342869	•COVER, air cleaner.	1
24	12342874	•CLAMP, air cleaner	1
25	G 00127950	PLUG, air cleaner, 1/8 brass, hex	1
26	12338863 P	SHIELD, air cleaner	1
27	12340922	GROMMET, air cleaner shield.	4
28	G 09421073	SCREW, air cleaner shield.	4
29	11608950 28	CLAMP, air cleaner, 2.25 - 2.00	3
30	12338842	BRACKET, air intake drainage tube	1
31	MS 00051861 34	SCREW, drainage bracket	3
32	06005110	GASKET, air cleaner intake.	1
33	12340799	TUBE, vent line	1
34	12339964 1	ELBOW, pipe to hose, vent line	1
35	12339978	CONNECTOR, vent line.	1
36	06001737	ELBOW, air cleaner	1
37	06001764	GASKET, air intake housing.	1
38	G 00127951	PLUG, pipe, hex head, 1/4" NPT	1
39	12339984	COUPLING ASSEMBLY, bulkhead	1
40	05594103	SEAL, static	1

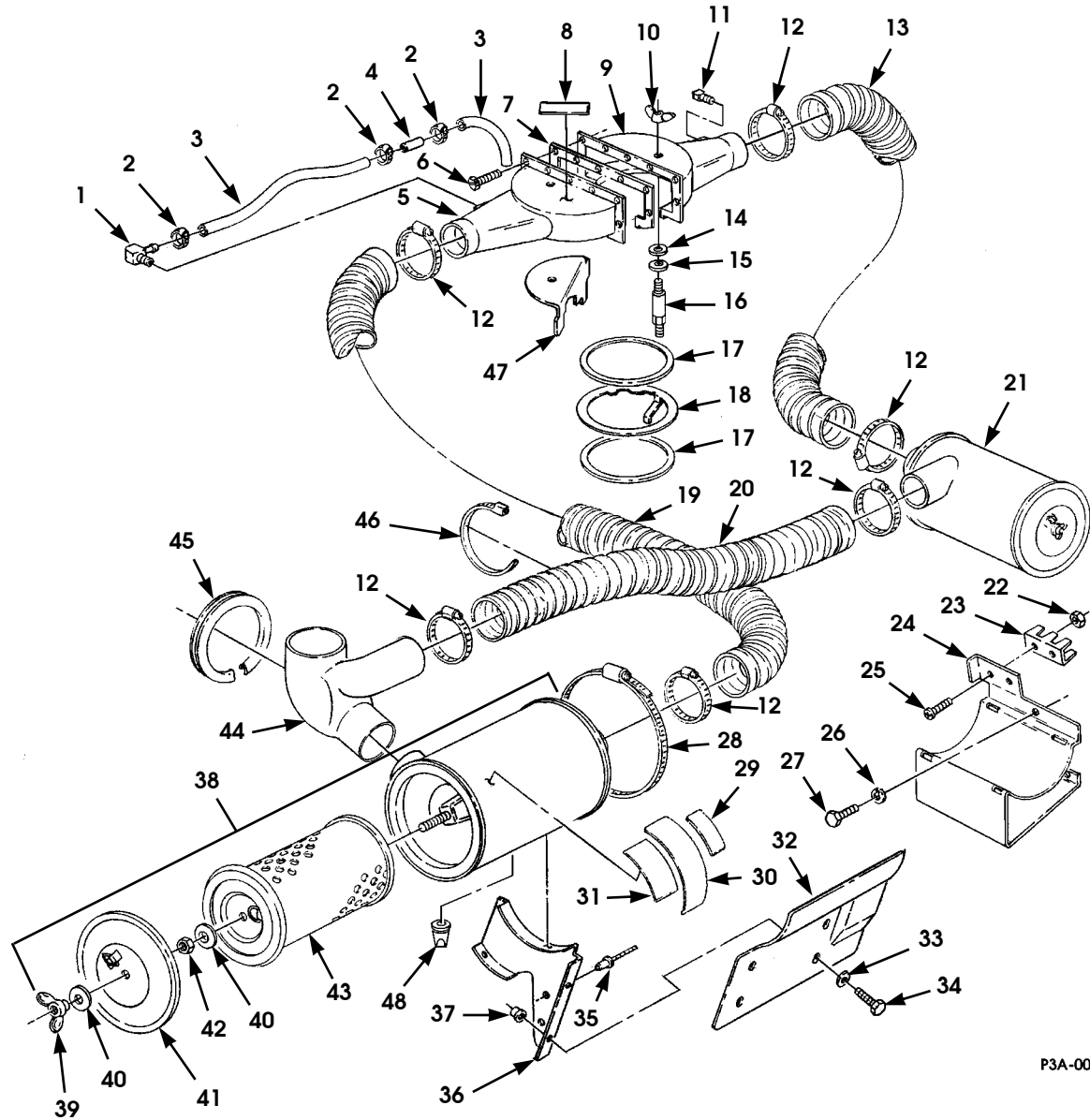
4-1-96

1996 HUMMER PARTS CATALOG

3-30 FUEL, EMISSIONS AND EXHAUST

ITEM	PART NUMBER	DESCRIPTION	QTY
		<p>Figure 3-13 AIR CLEANER, AIR HORN, AND RELATED PARTS (TURBO DIESEL) (Cont'd)</p> <p>NOTE 1: MAKE FROM BULK NYLON TUBE P/N 05741079, 3/16" X 250' ROLL</p>	

3-32 FUEL, EMISSIONS AND EXHAUST



P3A-008

* a PART OF ITEM 38

Figure 3-14. Air Induction System (Gas).

1996 HUMMER PARTS CATALOG

4-1-96

FUEL, EMISSIONS AND EXHAUST 3-33

ITEM	PART NUMBER	DESCRIPTION	QTY
		Figure 3-14 AIR INDUCTION SYSTEM (GAS)	
1	12339415	FITTING, elbow, 90 degree	1
2	12339884 1	CLAMP, vent hose.	3
3	06004912	HOSE, vent	2
4	06004913	UNION, tube.	1
5	06005479	HORN ASSEMBLY, air induction, R.H.	1
6	G 09418934	SCREW HEX, socket head.	7
* 7	06005502	GASKET, air induction	1
8	12339055	DECAL, no step	1
9	06005480	HORN ASSEMBLY, air induction, L.H.	1
10	G 09419454	NUT, 1/4"-20	2
11	G 00143997	PLUG, pipe-square socket	1
12	06005191	CLAMP, hose	6
13	06005520	HOSE, L.H. intake	1
14	12339052	WASHER, rubber	2
15	G 09421393	WASHER, flat.	2
16	06005506	STUD, air induction	2
17	06005521	GASKET, lower	2
18	06005674	PLATE, air deflector	1
19	06005518	HOSE, R.H. intake	1
20	06005519	HOSE, crossover.	1
21	06005516	AIR CLEANER ASSEMBLY, L.H.	1
	05744156	•WINGNUT (See Item 39)	1
	05744157	•WASHER, air induction (See Item 40)	2
	05744155	•END COVER, air filter (See Item 41)	1
	05744158	•HEX NUT (See Item 42)	1
	05744159	•ELEMENT (See Item 43)	1
22	MS 00051469 2	NUT, #6-32	2
23	MS 027212-5 2	TERMINAL BOARD ASSEMBLY	1
24	06005498	BRACKET ASSEMBLY, air cleaner.	1
25	G 09425488	SCREW, #6-32 x 1/2"	2
26	MS 00035338 44	LOCKWASHER	5
27	MS 00090728 6	BOLT, 1/4"-20 x 3/4"	3
28	11608950 26	CLAMP, hose	4
29	06001710	DECAL, warning.	1
* 30	06007047	LABEL-E.P.A.	1
* 30	06007045	LABEL-E.P.A. (Canada)	1
30	06005685	DECAL-CLEAR PROTECTIVE FILM	1
31	05938688	DECAL-CLEAR PROTECTIVE FILM	1
* 31	06007046	LABEL-E.P.A. (Canada)	1
* 31	06007048	LABEL, E.P.A. evaporative emissions.	1
32	12338863	SHIELD, air cleaner	1
33	MS 00027183 42	WASHER, flat.	4

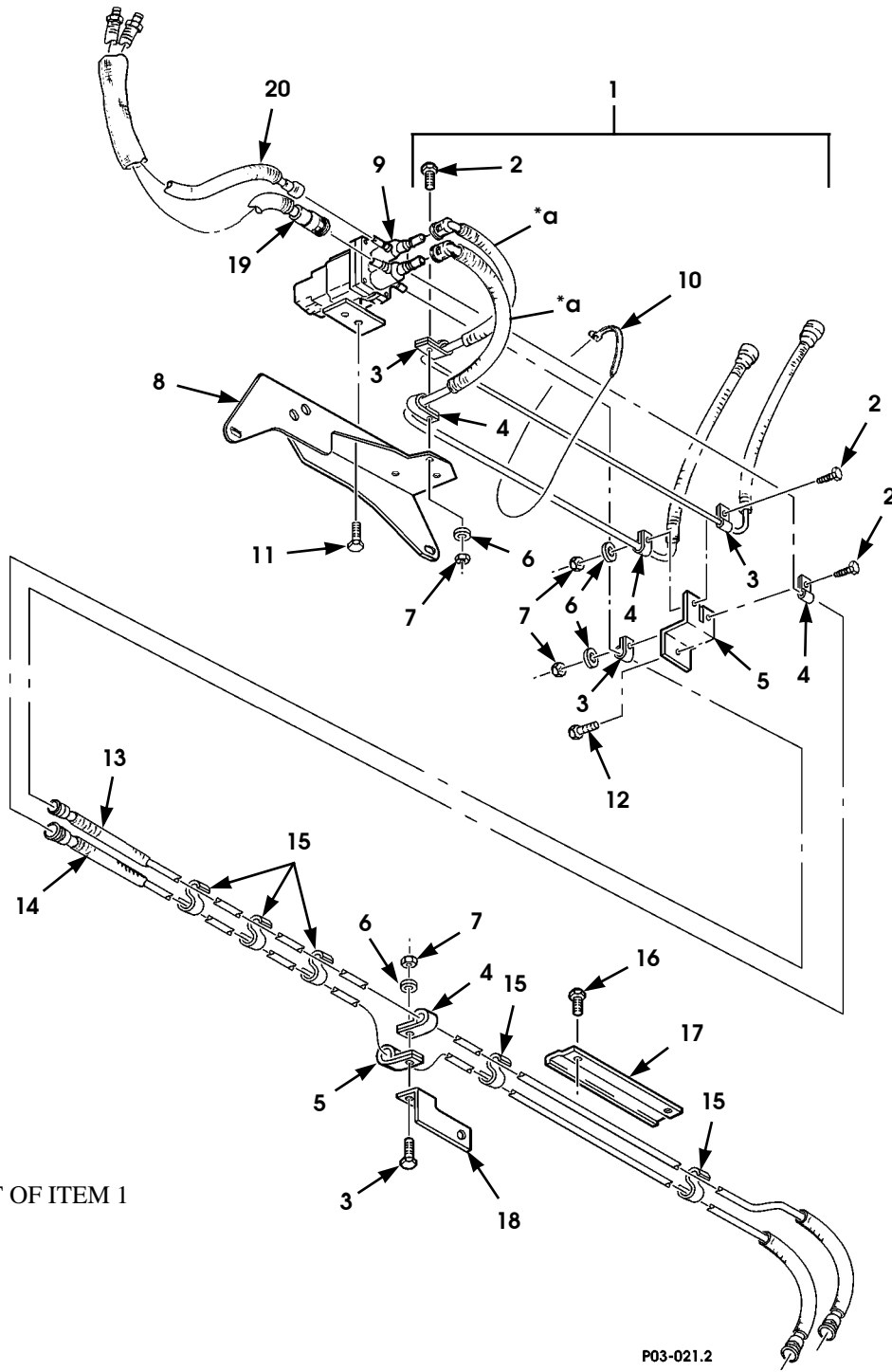
12-31-96

1996 HUMMER PARTS CATALOG

3-34 FUEL, EMISSIONS AND EXHAUST

ITEM	PART NUMBER	DESCRIPTION	QTY
		Figure 3-14 AIR INDUCTION SYSTEM (GAS) (Cont'd)	
34	MS 00051849 76	SCREW	4
35	N/S	RIVET	6
36	06005445 P	BRACKET, air cleaner, R.H.	2
37	05939334	NUT INSERT	4
38	06005517	AIR CLEANER ASSEMBLY, R.H.	1
39	05744156	•WINGNUT	1
40	05744157	•WASHER	2
41	05744155	•COVER	1
42	05744158	•NUT	1
43	05744159	•ELEMENT	1
44	06005285	DIVERTER, air horn	1
45	06005922	SEAL, diverter	1
* 46	MS 00003367 7-0	TIESTRAP	1
* 47	06005674	PLATE, air deflector	1
48	06007664	DRAIN VALVE, R.H. air cleaner	1

3-36 FUEL, EMISSIONS AND EXHAUST



*a PART OF ITEM 1

P03-021.2

Figure 3-15. Fuel Supply and Return Lines (Diesel).

1996 HUMMER PARTS CATALOG

12-31-96

FUEL, EMISSIONS AND EXHAUST 3-37

ITEM	PART NUMBER	DESCRIPTION	QTY
		Figure 3-15 FUEL SUPPLY AND RETURN LINES (DIESEL)	
★ 1	06007417	FUEL BUNDLE ASSEMBLY (Diesel)	1
2	MS 00090725 6	•BOLT, 1/4"-20 x 0.75" (Diesel).	2
3	MS 00021333 68	•P-CLIP, 5/16" (Diesel)	2
4	MS 00021333 121	•P-CLIP, 3/8" (Diesel)	2
5	NPN	•BRACKET, tube mounting, fuel bundle (Diesel)	1
6	G 02436161	•WASHER, flat, 1/4" (Diesel)	3
7	MS 00051943 31	•NUT, 1/4"-20 (Diesel)	3
8	NPN	•BRACKET, valve mounting (Diesel)	1
9	06005966	VALVE ASSEMBLY, fuel tank selector (Diesel).	1
10	MS 00003367 7-0	TIE WRAP (Diesel).	2
11	MS 00090728 32	BOLT, 5/16"-18 x 3/4" (Diesel)	2
12	12342499 2	SCREW, self tapping, #10-32 x 0.62 (Diesel)	1
13	06006763	TUBE ASSEMBLY, return, valve-to-auxiliary tank (Diesel)	1
14	06006762	TUBE ASSEMBLY, supply, auxiliary tank-to-valve (Diesel)	1
15	06007141	S-CLIP (Diesel)	5
16	12342499 2	SCREW, self tapping, #10-32 x 0.62 (Diesel)	2
17	06006793	BRACKET, hold down, auxiliary fuel lines (Diesel).	1
18	06006767	BRACKET, auxiliary fuel line tubes (Diesel)	1
★ 19	06006841	HOSE ASSEMBLY, supply (Diesel).	1
★ 20	06006896	HOSE ASSEMBLY, return (Diesel)	1

3-38 FUEL, EMISSIONS AND EXHAUST

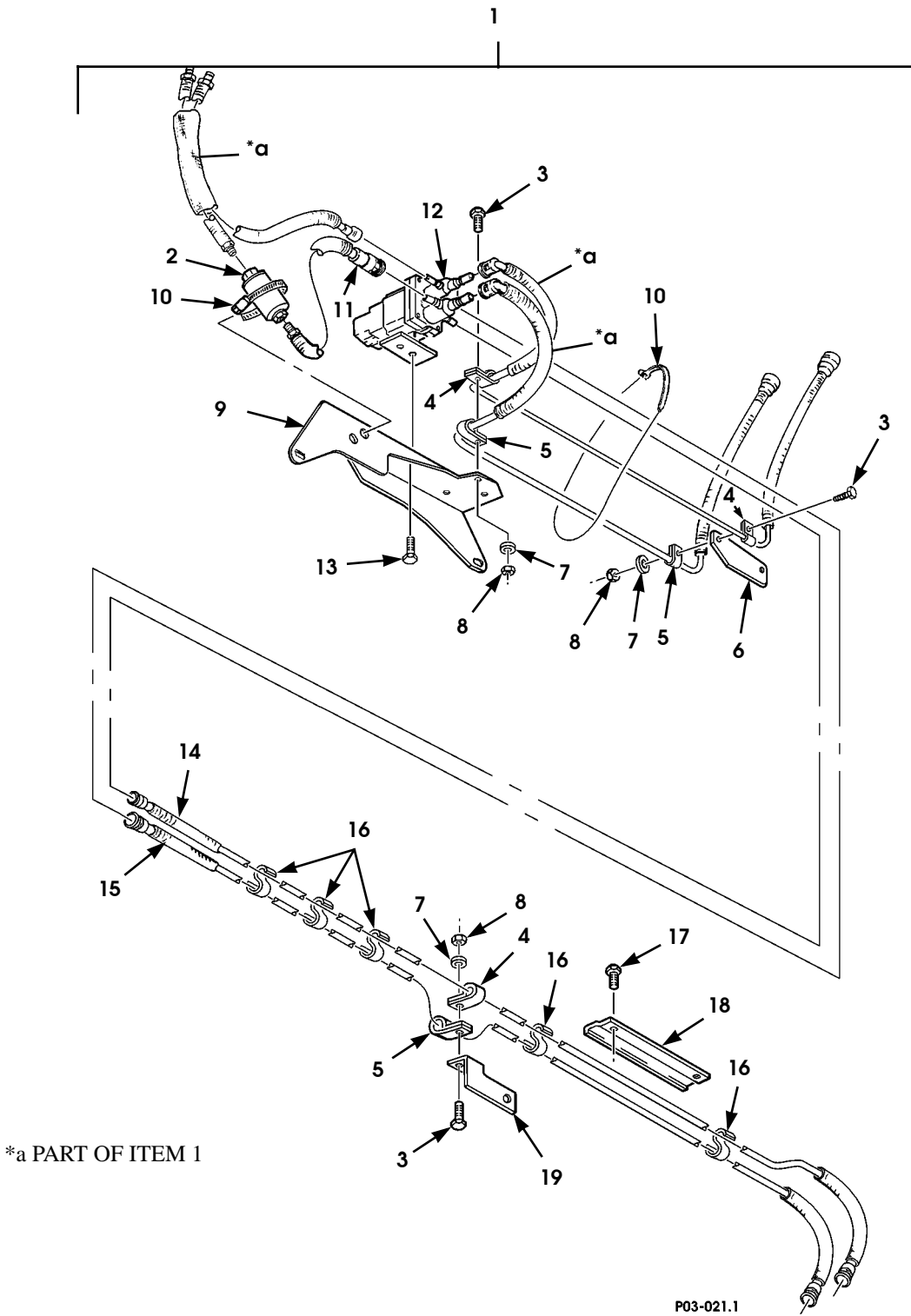


Figure 3-16. Fuel Supply and Return Lines (Gas).

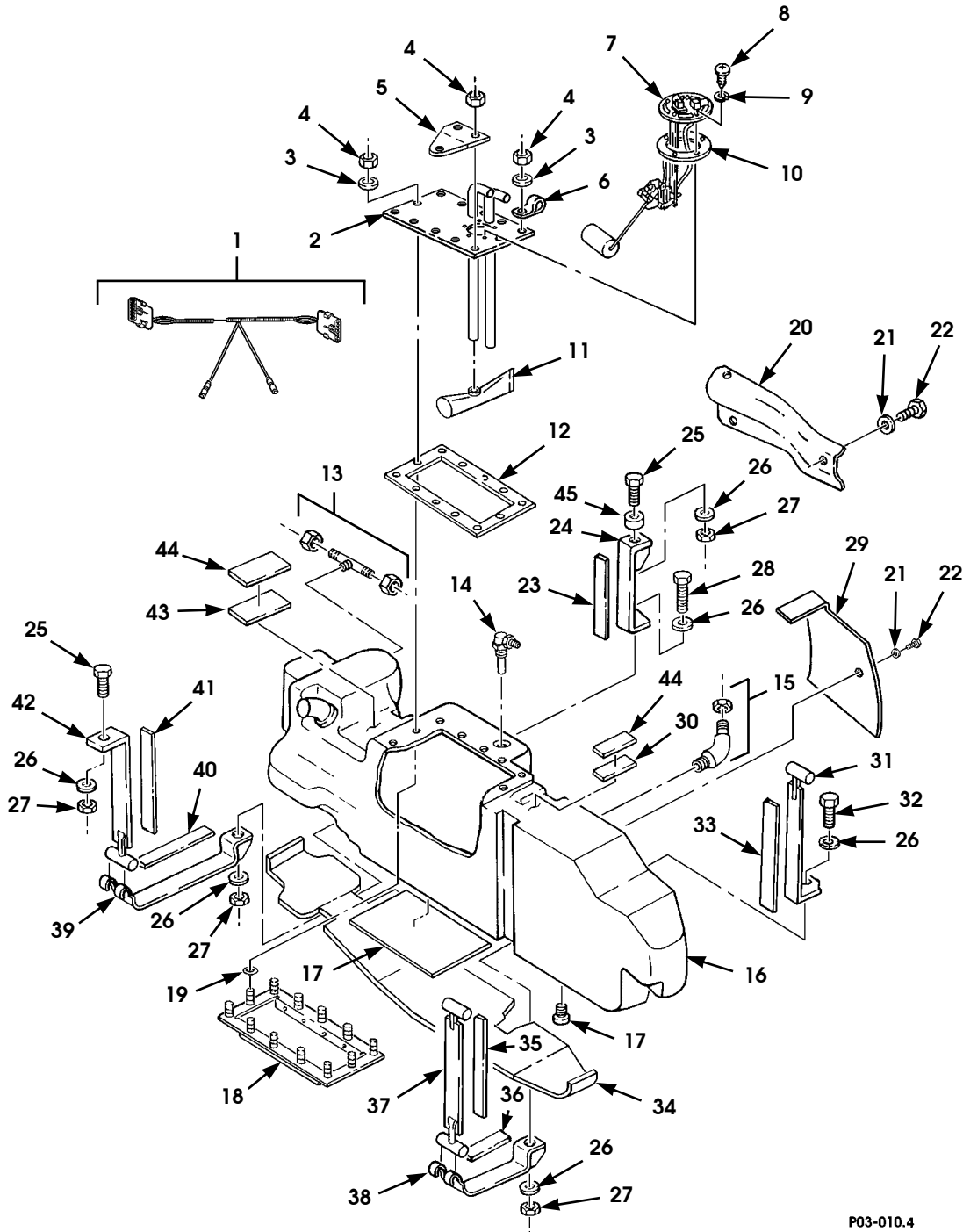
1996 HUMMER PARTS CATALOG

4-1-96

FUEL, EMISSIONS AND EXHAUST 3-39

ITEM	PART NUMBER	DESCRIPTION	QTY
		Figure 3-16 FUEL SUPPLY AND RETURN LINES (GAS)	
* 1	06007414	FUEL BUNDLE ASSEMBLY (Gas)	1
2	06006839	•FUEL FILTER (Gas)	1
3	MS 00090725 6	•BOLT, 1/4"-20 x .75" (Gas)	2
4	MS 00021333 68	•P-CLIP, 5/16" (Gas)	2
5	MS 00021333 121	•P-CLIP, 3/8" (Gas)	2
6	NPN	•BRACKET, tube mounting, fuel bundle (Gas)	1
7	G 02436161	•WASHER, flat, 1/4" (Gas)	3
8	MS 00051943 31	•NUT, 1/4"-20 (Gas)	3
9	NPN	•BRACKET, valve and filter mounting (Gas)	1
10	MS 00003367 7-0	TIE WRAP (Gas)	2
11	06006872	TUBE ASSEMBLY, valve-to-filter (Gas)	1
12	06005966	VALVE ASSEMBLY, fuel tank selector (Gas)	1
13	MS 00090728 32	BOLT, 5/16"-18 x 3/4" (Gas)	2
14	06006763	TUBE ASSEMBLY, return, valve-to-auxiliary tank (Gas)	1
15	06006762	TUBE ASSEMBLY, supply, auxiliary tank-to-valve (Gas)	1
16	06007141	S-CLIP (Gas)	5
17	MS 00051849 75	SCREW, self tapping, #10-24 x .62 (Gas)	2
18	06006793	BRACKET, hold down, auxiliary fuel lines (Gas)	1
19	06006767	BRACKET, auxiliary fuel line tubes (Gas)	1

3-40 FUEL, EMISSIONS AND EXHAUST



P03-010.4

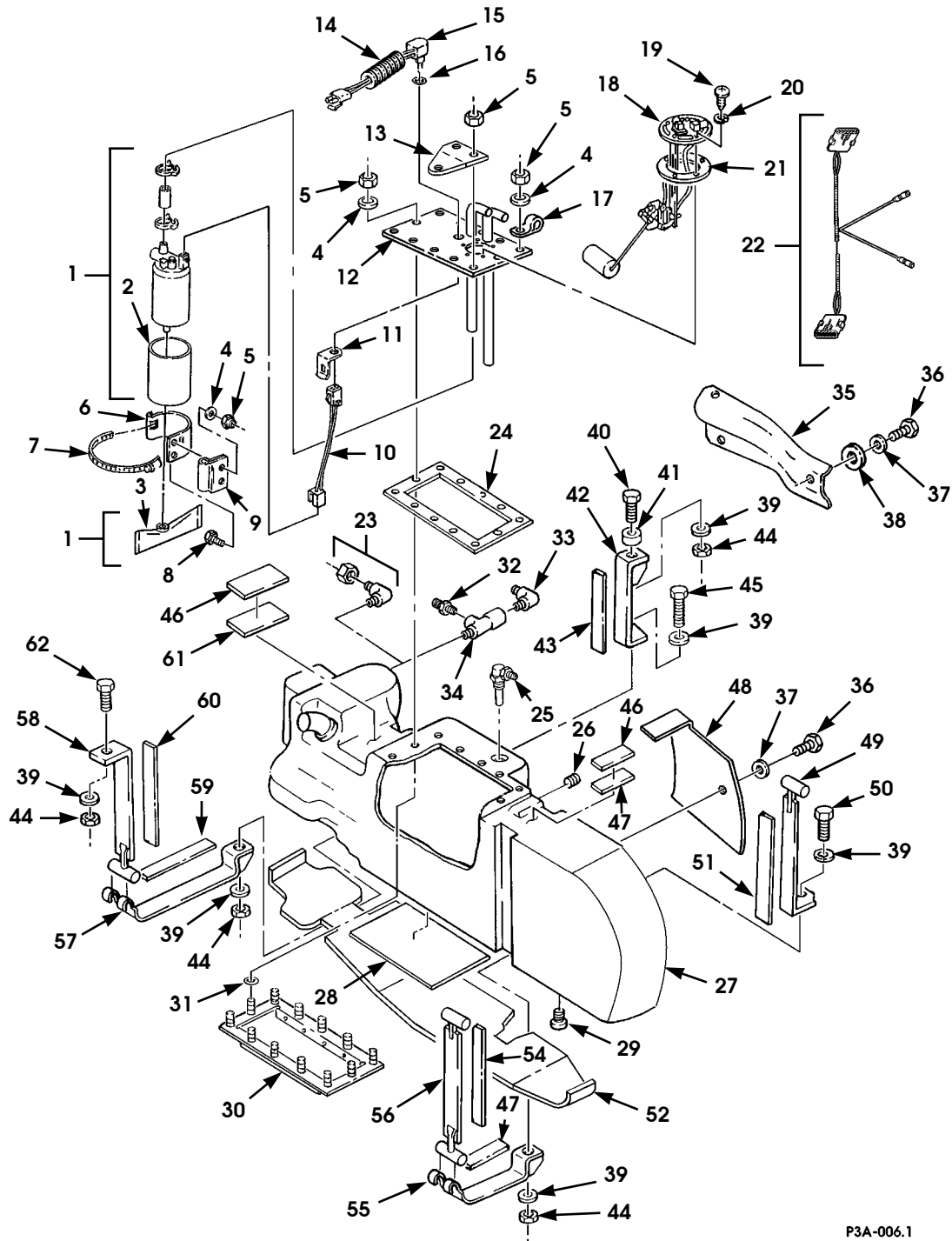
Figure 3-17. Main Fuel Tank Assembly and Mounting Straps (Diesel).

1996 HUMMER PARTS CATALOG 12-31-96

FUEL, EMISSIONS AND EXHAUST 3-41

ITEM	PART NUMBER	DESCRIPTION	QTY
		Figure 3-17 MAIN FUEL TANK ASSEMBLY AND MOUNTING STRAPS (DIESEL)	
	06006978	FUEL TANK ASSEMBLY (Diesel)	1
1	06005569	•JUMPER ASSEMBLY, main tank w/aux tank (Diesel) . .	1
2	06006979	•PLATE, fuel tank access (Diesel)	1
3	G 02436161 P2	•WASHER, fuel tank access plate (Diesel)	10
4	MS 00051943 31	•LOCKNUT, fuel tank access plate (Diesel)	12
5	06006737	•BRACKET, fuel line support	1
6	MS 00021333 103	•CLAMP, harness	1
6	MS 00021333 100	•CLAMPS, harness	1
7	05936455	•TRANSMITTER, engine fuel level (Diesel)	1
8	MS 00051849 76	•SCREW, fuel level transmitter (Diesel)	5
9	MS 00035338 43	•LOCKWASHER, fuel level transmitter (Diesel)	5
10	07539072	•GASKET, fuel level transmitter (Diesel)	1
11	12338556	•FUEL STRAINER, fuel supply tube (Diesel)	4
12	06004924	•GASKET, fuel tank access plate (Diesel)	1
13	8 6-100425 BA	•TEE, pipe to tube (Diesel)	1
14	06001342	•VALVE, rollover (Diesel)	1
15	8 6-100302 BA	•ELBOW, pipe to tube (Diesel)	1
16	12460105	•FUEL TANK (Diesel)	1
* 17	06005751	••PROTECTIVE BLANKET (Diesel)	4
* 17	12340000	•DRAINPLUG, fuel (Diesel)	1
18	06003450	•RETAINER, access plate (Diesel)	1
19	12342933	•O-RING, fuel tank access (Diesel)	12
20	12460143	SHIELD (Diesel)	1
21	NA S1070-41 6	WASHER, .281" I.D. x .625" O.D (Diesel)	4
22	G 09415857	SCREW, 1/4"-28 x .62" (Diesel)	4
23	06000330	INSULATOR, rear (Diesel)	1
24	12338568	STRAP, fuel tank, inner rear (Diesel)	1
25	MS 00090728 60	SCREW, fuel tank strap (Diesel)	2
26	G 02436163	WASHER, fuel tank strap (Diesel)	6
27	MS 00051967 9	NUT, fuel tank strap (Diesel)	4
28	12460145 1	BOLT, 3/8"-16 x 2.25" (Diesel)	1
29	12460102	SHIELD, fuel tank (Diesel)	1
30	12338557 2	ANTI-SQUEAK, fuel tank, front (Diesel)	1
31	06000300	STRAP, fuel tank, inner front (Diesel)	1
32	12460145 2	BOLT, 3/8"-16 x 2.0" (Diesel)	1
33	06000333	INSULATOR, front (Diesel)	1
34	06006150 B2	SHIELD, fuel tank (Diesel)	1
35	06000332	INSULATOR, front (Diesel)	1
36	06000334	INSULATOR, front (Diesel)	1
37	12338573	STRAP, fuel tank, outer front (Diesel)	1
38	12338571	STRAP, fuel tank, bottom front (Diesel)	1
39	12338574	STRAP, fuel tank, bottom rear (Diesel)	1
40	06000331	INSULATOR, rear (Diesel)	1
41	06000329	INSULATOR, rear (Diesel)	1
* 42	06007695	STRAP, fuel tank, outer rear (Diesel)	1
43	12338557 1	ANTI-SQUEAK, fuel tank, rear (Diesel)	1
* 44	06007339	SPACER, fuel tank	2
* 45	06007334	SPACER, fuel tank strap	1

3-42 FUEL, EMISSIONS AND EXHAUST



P3A-006.1

Figure 3-18. Main Fuel Tank Assembly and Mounting Straps (Gas).

1996 HUMMER PARTS CATALOG

12-31-96

FUEL, EMISSIONS AND EXHAUST 3-43

ITEM	PART NUMBER	DESCRIPTION	QTY
		Figure 3-18 MAIN FUEL TANK ASSEMBLY AND MOUNTING STRAPS (GAS) SEE NOTE 1	
★	06008107	FUEL TANK ASSY, main, w/auxiliary fuel tank (Gas) . . .	1
★	06008108	FUEL TANK ASSY, main, 10 gpm, w/o auxiliary fuel tank (Gas) SEE NOTE 1	1
1	06006663	•KIT, fuel pump, (Gas)	1
2	06004825	••SLEEVE, fuel pump (Gas)	1
3	06003209	••FUEL STRAINER (Gas)	1
4	G 02436161	•WASHER, 1/4" (Gas)	12
5	MS 00051943 31	•LOCKNUT, 1/4"-20 (Gas)	14
6	06003211	•BRACKET (Gas)	1
7	11608950 8	•CLAMP (Gas)	1
8	G 09415477	•BOLT, 1/4"-20 x 3/4" (Gas)	2
9	06004305	•CLAMP (Gas)	1
10	06005443	•HARNES, interior (Gas)	1
11	06004466	•CLIPNUT (Gas)	1
12	06006154	•PLATE, fuel tank access (Gas)	1
13	06006737	•BRACKET, fuel line support (Gas)	1
14	06004978	•TUBING, convoluted (Gas)	A/R
15	06004414	•JUMPER, fuel pump, exterior (Gas)	1
16	06004467	•O-RING (Gas)	1
17	MS 00021333 100	•CLAMP (Gas)	2
17	MS 00021333 103	•CLAMPS, harness	2
18	06006911	•TRANSMITTER, engine fuel level (Gas)	1
19	MS 00051849 76	•SCREW, #10-24 x 0.75" (Gas)	5
20	MS 00035338 43	•LOCKWASHER, #10 (Gas)	5
21	07539072	•GASKET, fuel level transmitter (Gas)	1
22	06005571	•JUMPER, body harness-to-fuel tank (Gas)	1
★ 23	8 6-100202 BA	•ELBOW, pipe-to-tube (Gas) SEE NOTE 2	1
24	06004924	•GASKET, tank access (Gas)	1
25	06003109	•VALVE, rollover (Gas)	1
26	G 00444698	•PLUG, 3/8" NPTF (Gas)	1
27	05744372	•FUEL TANK, main (Gas) SEE NOTE 2	1
★ 27	06008081	•FUEL TANK, main, 10 gpm (Gas) SEE NOTE 1	1
28	06005751	••PROTECTIVE BLANKET (Gas)	4
29	12340000	•DRAINPLUG, fuel (Gas)	1
★ 30	12460140	•RETAINER, access plate (Gas)	1
31	12342933	•O-RING, fuel tank access (Gas)	12
★ 32	8 8-100102 BA	•CONNECTOR, 1/2" npt x 1/2" tube, 10 gpm SEE NOTE 1	1
★ 33	06008084	•ELBOW, 90 degree, barbed, 5/8", 10 gpm SEE NOTE 1	1

12-31-96

1996 HUMMER PARTS CATALOG

3-44 FUEL, EMISSIONS AND EXHAUST

ITEM	PART NUMBER	DESCRIPTION	QTY
		Figure 3-18 MAIN FUEL TANK ASSEMBLY AND MOUNTING STRAPS (GAS) (Cont'd)	
★ 34	8 8-8-1304 24B	•TEE, 1/2" x 1/2" x 1/2" npt, 10 gpm SEE NOTE 1	1
★ 35	12460143	SHIELD, fuel tank (Gas)	1
36	G 09415857	SCREW, 1/4"-28 x 0.62"	4
37	NA S1070-41 6	WASHER, 0.281" I.D. x 0.625" O.D (Gas).	4
★ 38	12341718	WASHER, snubbing.	2
39	G 02436163	WASHER, fuel tank strap, 3/8" (Gas).	6
★ 40	MS 00090728 64	SCREW, fuel tank strap, 3/8"-16 x 1.5" (Gas)	1
★ 41	06007334	SPACER, fuel tank strap	1
42	12338568	STRAP, fuel tank, inner rear (Gas)	1
43	06000330	INSULATOR, rear (Gas).	1
44	MS 00051967 9	NUT, fuel tank strap, 3/8"-16 (Gas)	4
45	12460145 1	BOLT, 3/8"-16 x 2.25" (Gas)	1
★ 46	06007339	SPACER, fuel tank.	2
47	12338557 2	ANTI-SQUEAK, fuel tank, front (Gas).	1
48	12460102	SHIELD, fuel tank (Gas)	1
★ 49	12460103	STRAP, fuel tank, inner front (Gas).	1
★ 50	06007333	SCREW, inner fuel tank strap, 3/8"-16 x 2.5" (Gas)	1
51	06000333	INSULATOR, front (Gas)	1
52	06006150 B2	SHIELD, fuel tank (Gas)	1
53	06000334	INSULATOR, front (Gas)	1
★ 54	06000332	INSULATOR, front	1
55	12338571	STRAP, fuel tank, bottom front (Gas)	1
★ 56	WA 12338573	STRAP, fuel tank, outer front (Gas)	1
57	12338574	STRAP, fuel tank, bottom rear (Gas).	1
★ 58	06007695	STRAP, fuel tank, outer rear (Gas).	1
59	06000331	INSULATOR, rear (Gas).	1
60	06000329	INSULATOR, rear (Gas).	1
61	12338557 1	ANTI-SQUEAK, fuel tank, rear (Gas)	1
62	MS 00090728 60	SCREW, fuel tank strap, 3/8"-16 x 1.0" (Gas)	1
★		NOTE 1: LATE PRODUCTION 1996 GAS VEHICLES MAY HAVE THE INCREASED CAPACITY FUEL FILLER SYSTEM (10 gallons per minute).	
★		NOTE 2: EARLY PRODUCTION 1996 GAS VEHICLES WITHOUT THE INCREASED CAPACITY FUEL FILLER SYSTEM (10 gallons per minute).	

1996 HUMMER PARTS CATALOG

3-46 FUEL, EMISSIONS AND EXHAUST

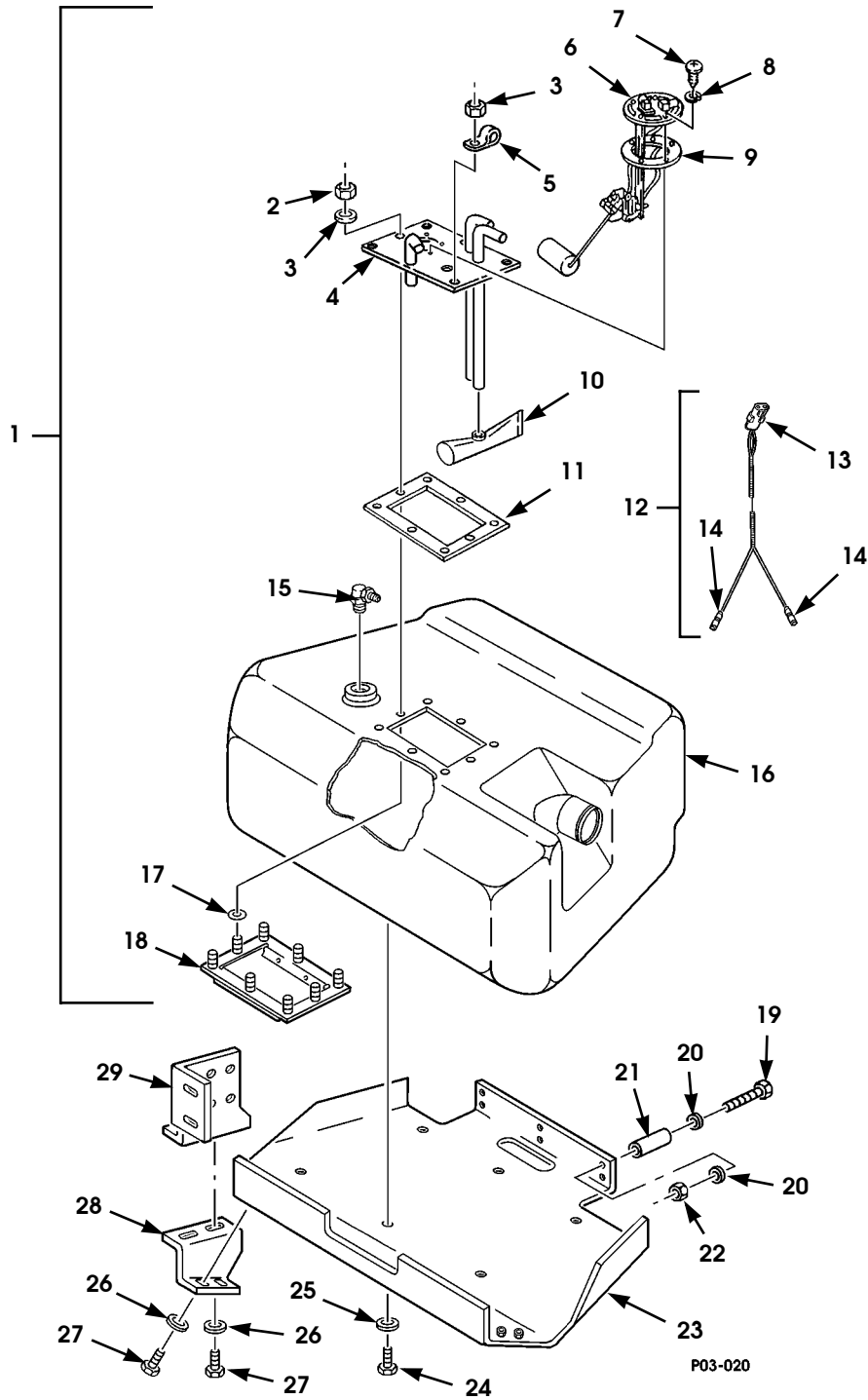


Figure 3-19. Auxiliary Fuel Tank Assembly and Mounting Hardware (Diesel).

1996 HUMMER PARTS CATALOG

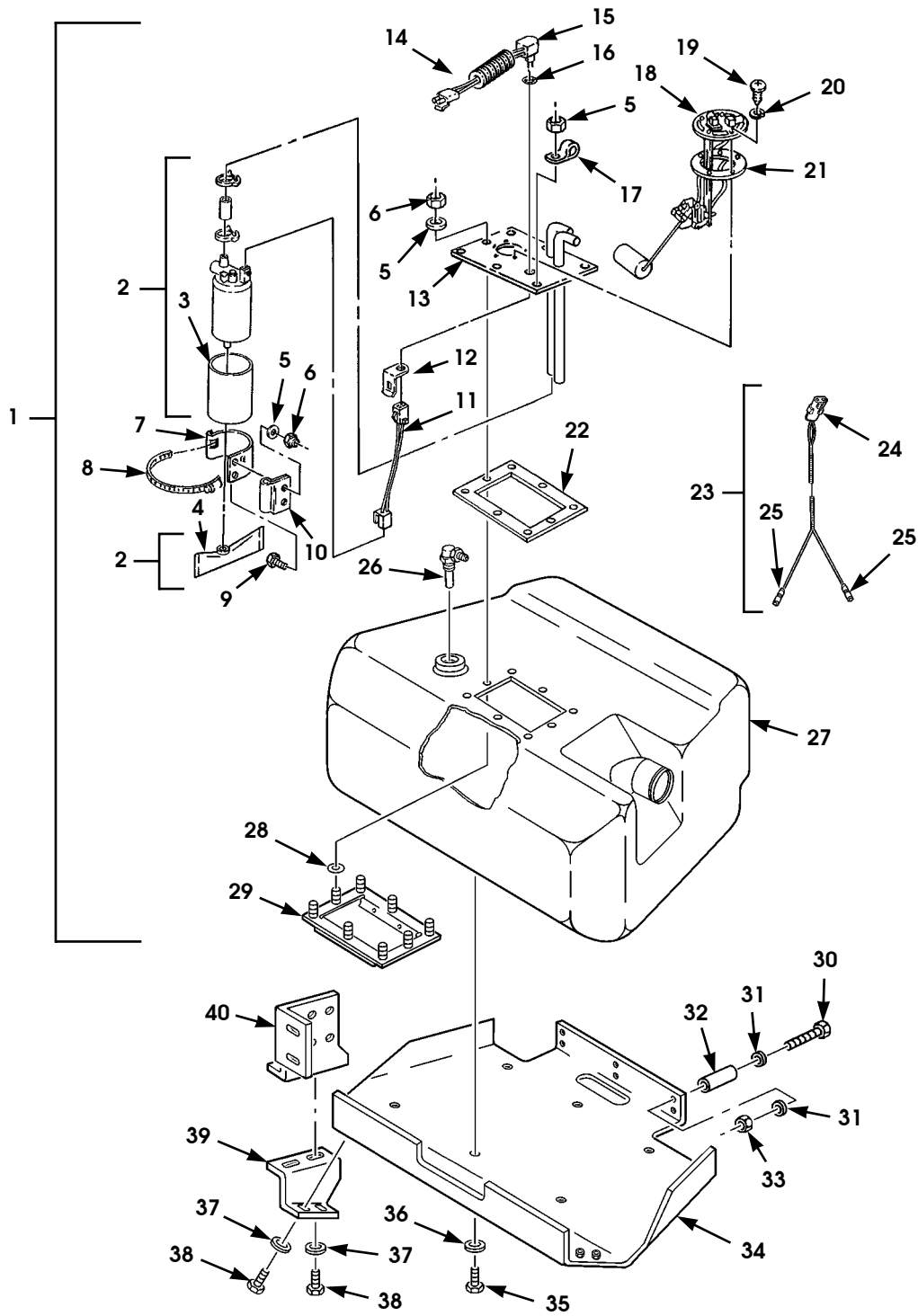
12-31-96

FUEL, EMISSIONS AND EXHAUST 3-47

ITEM	PART NUMBER	DESCRIPTION	QTY
		Figure 3-19 AUXILIARY FUEL TANK ASSEMBLY AND MOUNTING HARDWARE (DIESEL)	
1	06007037	FUEL TANK ASSEMBLY, (Diesel)	1
2	MS 00051943 31	•LOCKNUT, 1/4"-20 (Diesel)	8
3	G 02436161	•WASHER, 1/4" (Diesel)	8
* 4	06008193	•PLATE, fuel tank access (Diesel)	1
5	MS 00021333 100	•CLAMP (Diesel)	1
6	06005515	•TRANSMITTER, engine fuel level (Diesel)	1
7	MS 00051849 76	•SCREW, #10-24 x 0.75" (Diesel)	5
8	MS 00035338 43	•LOCKWASHER, #10 (Diesel)	5
9	07539072	•GASKET, fuel level transmitter (Diesel)	1
10	12338556	•FUEL STRAINER (Diesel)	1
11	06006704	•GASKET, tank access (Diesel)	1
12	06005569	•JUMPER ASSEMBLY, fuel tank (Diesel)	1
13	N/S	••CONNECTOR, body harness (Diesel)	1
14	N/S	••CONNECTOR, transmitter (Diesel)	2
15	06001342	•VALVE, rollover, (Diesel)	1
16	06006648	•FUEL TANK, auxiliary (Diesel)	1
17	12342933	•O-RING, fuel tank access (Diesel)	8
18	06006698	•RETAINER, access plate (Diesel)	1
19	MS 00090728 43	BOLT, 5/16"-18 x 2 3/4"	6
20	G 02436162	WASHER, 5/16"	12
21	05594342	SPACER	6
22	MS 00051943 33	NUT, 5/16"-18	6
23	06006687	SKID PLATE ASSEMBLY	1
24	06006822	BOLT, 1/4"-28 x 0.62	6
25	G 02436161	WASHER, 1/4"	6
26	G 02436163	WASHER, FLAT, 3/8"	8
27	MS 00090728 60	BOLT 3/8" - 16 x 1	8
28	06006797	BRACKET, skid plate mounting, R.H.	1
28	06006798	BRACKET, skid plate mounting, L.H.	1
29	06006741	BRACKET, rear bumper, L.H.	1
29	06006749	BRACKET, rear bumper, R.H.	1

1996 HUMMER PARTS CATALOG

3-48 FUEL, EMISSIONS AND EXHAUST



P13A-005

Figure 3-20. Auxiliary Fuel Tank Assembly and Mounting Hardware (Gas).

1996 HUMMER PARTS CATALOG

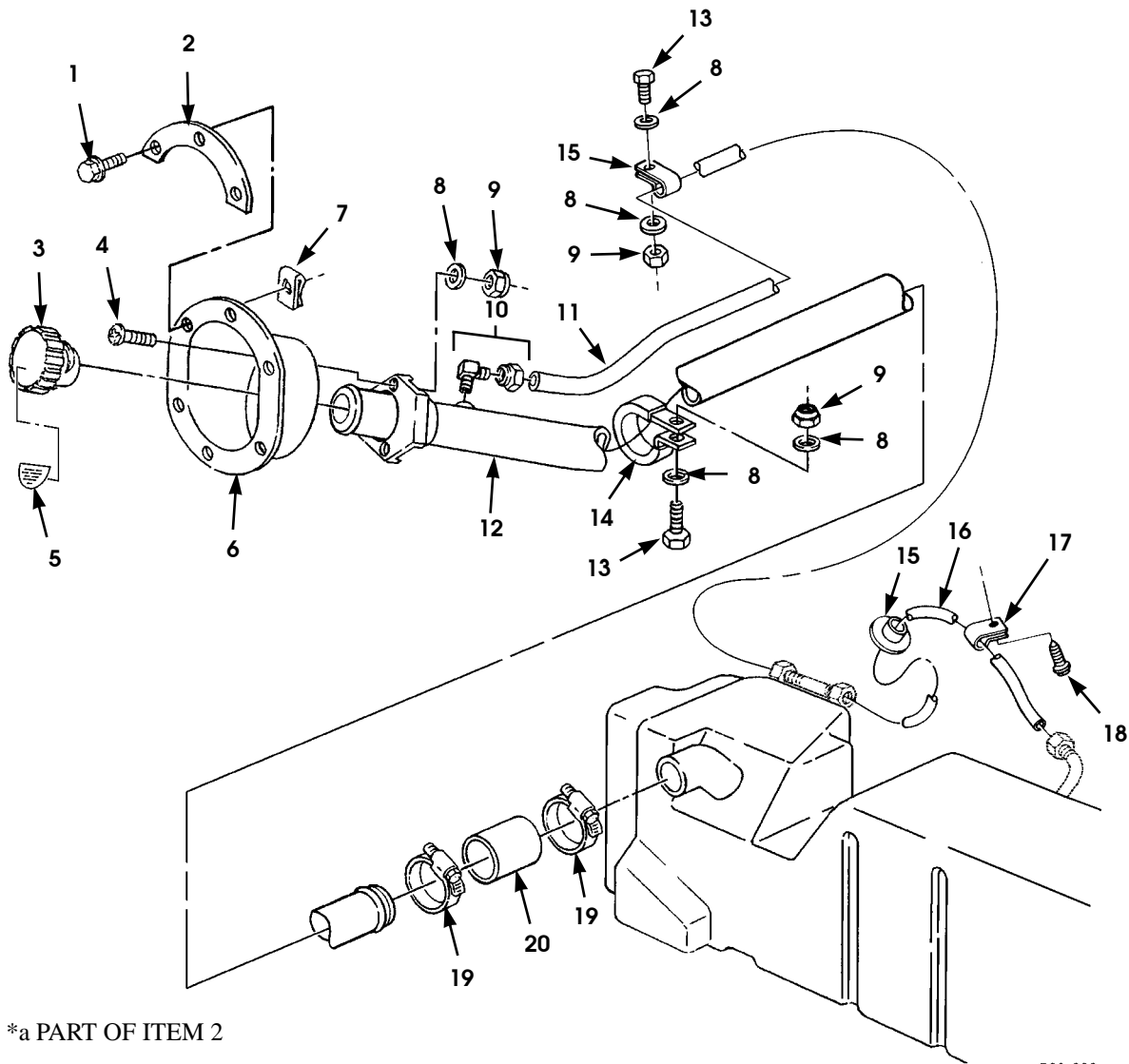
12-31-96

FUEL, EMISSIONS AND EXHAUST 3-49

ITEM	PART NUMBER	DESCRIPTION	QTY
		Figure 3-20 AUXILIARY FUEL TANK ASSEMBLY AND MOUNTING HARDWARE (GAS)	
★ 1	06008093	FUEL TANK ASSEMBLY, (Gas)	1
2	06006663	•KIT, fuel pump, gas (Gas)	1
3	06004825	••SLEEVE, fuel pump (Gas)	1
4	06003209	••FUEL STRAINER (Gas)	1
5	G 02436161	•WASHER, 1/4" (Gas)	10
6	MS 00051943 31	•LOCKNUT, 1/4"-20 (Gas)	10
7	06003211	•BRACKET (Gas)	1
8	11608950 8	•CLAMP (Gas)	1
9	G 09415477	•BOLT, 1/4"-20 x 3/4" (Gas)	2
10	06004305	•CLAMP (Gas)	1
11	06005443	•HARNES, interior (Gas)	1
12	06004466	•CLIPNUT (Gas)	1
13	06006705	•PLATE, fuel tank access (Gas)	1
14	06004978	•TUBING, convoluted (Gas)	A/R
15	06004414	•JUMPER, fuel pump, exterior (Gas)	1
16	06004467	•O-RING (Gas)	1
17	MS 00021333 104	•CLAMP (Gas)	1
18	06005515	•TRANSMITTER, engine fuel level (Gas)	1
19	MS 00051849 76	•SCREW, #10-24 x 0.75" (Gas)	5
20	MS 00035338 43	•LOCKWASHER, #10 (Gas)	5
21	07539072	•GASKET, fuel level transmitter (Gas)	1
22	06006704	•GASKET, tank access (Gas)	1
23	06005529	•JUMPER ASSEMBLY, fuel tank (Gas)	1
24	N/S	••CONNECTOR, body harness (Gas)	1
25	N/S	••CONNECTOR, transmitter (Gas)	2
26	06003109	•VALVE, rollover, gas (Gas)	1
27	06006648	•FUEL TANK, auxiliary (Gas)	1
28	12342933	•O-RING, fuel tank access (Gas)	8
29	06006698	•RETAINER, access plate (Gas)	1
30	MS 00090728 43	BOLT, 5/16"-18 x 2 3/4"	6
31	G 02436162	WASHER, 5/16"	12
32	05594342	SPACER	6
33	MS 00051943 33	NUT, 5/16"-18	6
34	06006687	SKID PLATE ASSEMBLY	1
35	06006822	BOLT, 1/4"-28 x 0.62	6
36	G 02436161	WASHER, 1/4"	6
37	G 02436163	WASHER, flat, 3/8"	8
38	MS 00090728 60	BOLT, 3/8" - 16 x 1	8
39	06006797	BRACKET, skid plate mounting, R.H.	1
39	06006798	BRACKET, skid plate mounting, L.H.	1
40	06006741	BRACKET, rear bumper, L.H.	1
40	06006749	BRACKET, rear bumper, R.H.	1

1996 HUMMER PARTS CATALOG

3-50 FUEL, EMISSIONS AND EXHAUST



*a PART OF ITEM 2

P03-030

Figure 3-21. Fuel Filler Pipe Assembly and Vent Lines, Main Fuel Tank (Diesel).

1996 HUMMER PARTS CATALOG

4-1-96

FUEL, EMISSIONS AND EXHAUST 3-51

ITEM	PART NUMBER	DESCRIPTION	QTY
		Figure 3-21 FUEL FILLER PIPE ASSEMBLY AND VENT LINES, MAIN FUEL TANK (DIESEL)	
1	12340792	SCREW, tapping, #10-12	6
2	06007666	INSTRUCTION PLATE, fuel filler	1
3	06007482	CAP ASSEMBLY, fuel filler	1
* 4	MS 00090728 6P2	SCREW, 1/4"-20 x 3/4" hex head cap	3
5	NPN	DECAL, cap,	1
6	06003108	HOUSING, fuel filler opening	1
7	12339426	SPEEDNUT, "U" size 10A	6
8	G 02436161 P2	WASHER, flat, 1/4"	7
9	MS 00051943 31	NUT, 1/4"-20	5
10	8 6-100202 BA	ELBOW, pipe to tube, fuel tank vent tube	1
11	N/S	TUBE, 44-inch, fuel tank vent, SEE NOTE 1	1
12	06005683 B1	FILLER NECK, fuel	1
13	MS 00090728 6P2	SCREW, fuel filler line and vent line	5
14	12340571 4	CLAMP, hose, dipped, 2"	1
15	12339892	BUSHING, fuel tank vent line	1
16	N/S	TUBE, 27-inch, fuel tank vent, SEE NOTE 1	1
17	MS 00021333 102	CLAMP, filler pipe vent line	2
18	G 09426241	SCREW, fuel tank vent tube clamp	1
19	11608950 10	CLAMP, fuel filler hose (2.75" - 1.81")	2
20	12338551 2	HOSE, fuel filler neck to tank	1
		NOTE 1: MAKE FROM BULK TUBING P/N CP R 104420 3	

3-52 FUEL, EMISSIONS AND EXHAUST

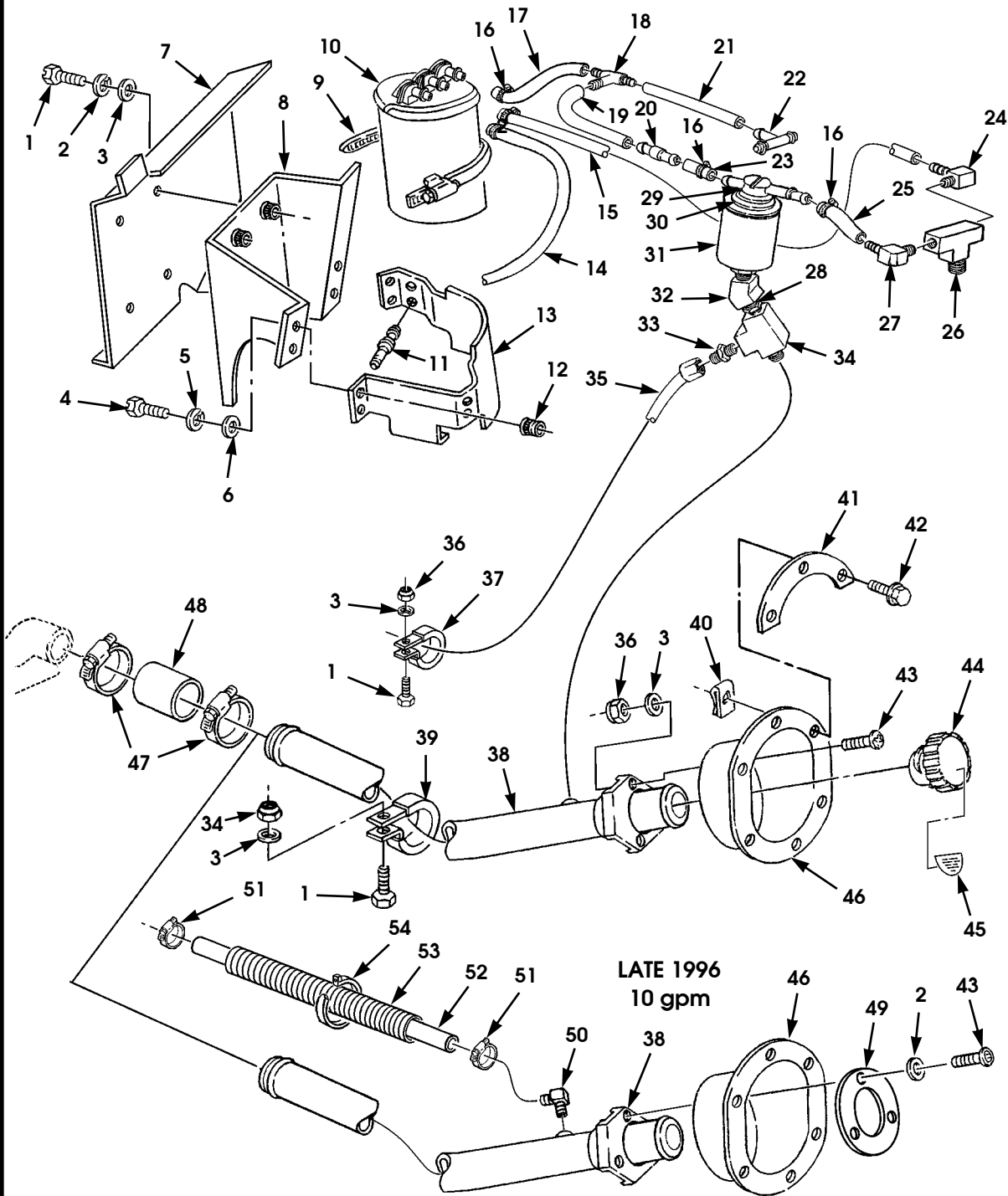


Figure 3-22. Fuel Filler System, Main Fuel Tank (Gas)

P3A-002.4

1996 HUMMER PARTS CATALOG

12-31-96

FUEL, EMISSIONS AND EXHAUST 3-53

ITEM	PART NUMBER	DESCRIPTION	QTY
		Figure 3-22 FUEL FILLER SYSTEM, MAIN FUEL TANK (GAS) SEE NOTE 1	
1	MS 00090725 6	BOLT, 1/4"-20 x 3/4"	6
★ 1	MS 00090725 8	BOLT, 1/4"-20 x 1", 10 gpm SEE NOTE 1	4
2	MS 00035338 44	WASHER, lock, 1/4"	4
3	G 02436161	WASHER, flat, 1/4"	11
4	MS 00051849 76P2	BOLT, #10-24 x 3/4"	4
5	MS 00027183 42P2	WASHER, flat, #10	4
6	MS 00035338 43	WASHER, lock, #10"	4
7	06007431 B2	SHIELD, fuel filler	1
★ 7	06008155 B2	SHIELD, fuel filler, 10 gpm SEE NOTE 1	1
8	06007435 B2	BRACKET ASSEMBLY, fuel filler shield	1
9	11608950 19	CLAMP, vapor canister (5.50 - 2.00)	2
10	06002938	CANISTER, vapor	1
11	06004317	RIVET, blind, 3/16" x 3/8"	4
12	05939712	NUT, insert, #10-24	4
13	06004001	BRACKET, vapor canister	1
14	05937794	HOSE, fuel return	1
15	N/S	HOSE, fuel supply, 3/8" SEE NOTE 2	1
16	11608950 4	CLAMP, hose (0.93 - 0.37)	3
17	06007428	HOSE, vent, tee-to-canister	1
18	06007422	TEE, barbed, 1/4" x 1/4" x 1/4"	1
19	06007429	HOSE, tee-to-reducer	1
20	06007423	REDUCER, connector	1
21	N/S	HOSE, vent line SEE NOTE 3.	1
22	06006966	TEE, 1/2" x 1/2" x 1/4"	1
23	06007426	HOSE, vent, rollover-to-reducer	1
24	06007420	ELBOW, barbed, 90 degree	1
25	06007427	HOSE, vent, rollover-to-filler housing	1
26	06007437	TEE, male, street	1
27	06007421	ELBOW, barbed, 90 degree	1
28	G 00443980	NIPPLE, pipe	1
29	06007424	VALVE ASSEMBLY, rollover w/relief	1
30	06007425	SEAL, rollover valve assembly	1
31	06007392	HOLDER, rollover valve assembly	1
32	G 00444494	ELBOW, street, 45 degree	1
33	8 6-100102 BA	CONNECTOR, MALE	1
34	G 00444554	TEE, male, branch	1
35	CP R 104420 3	TUBE, vent	1
36	MS 00051943 31	NUT, 1/4"-20	5
37	MS 00021333 102	CLAMP, hose	1

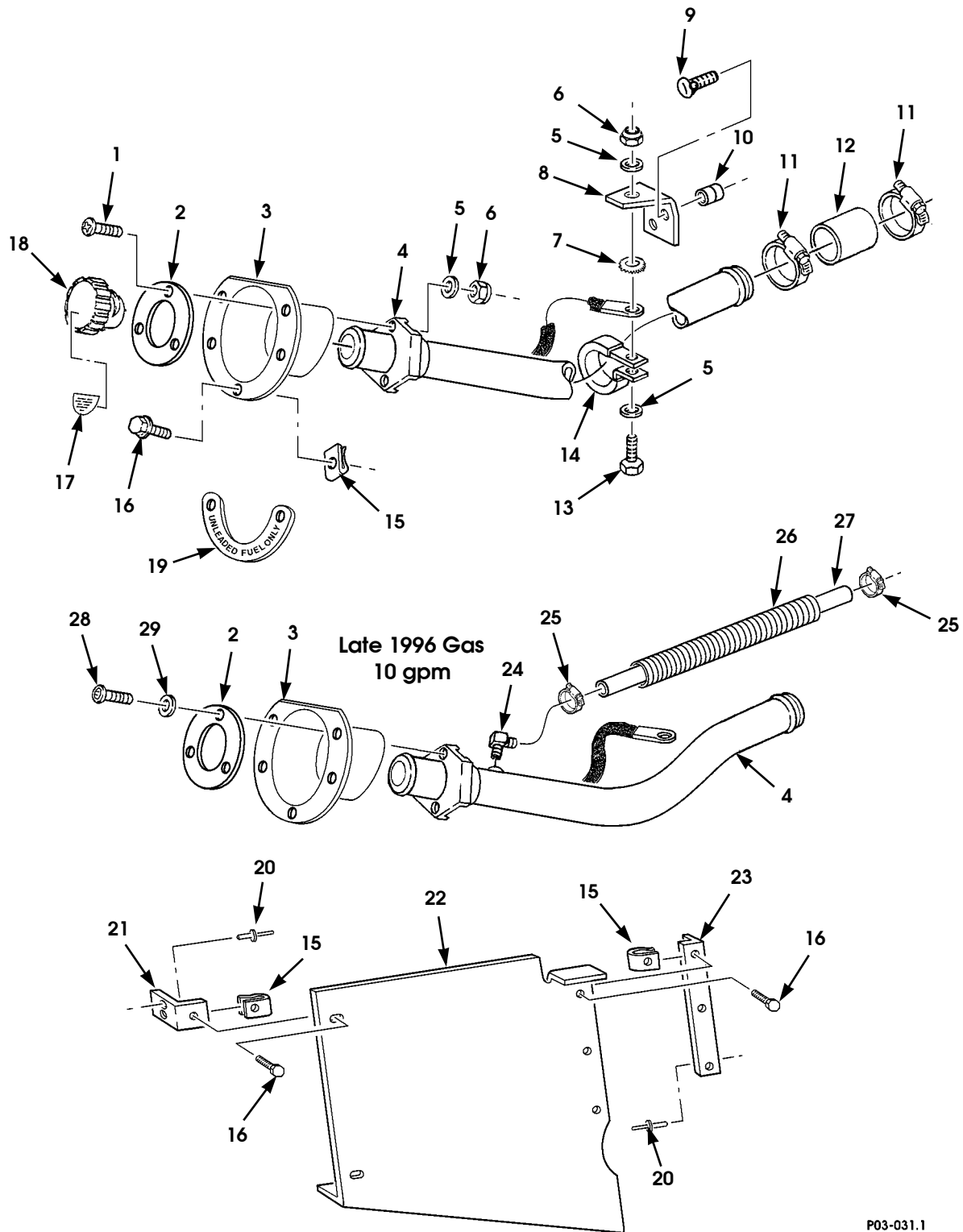
12-31-96

1996 HUMMER PARTS CATALOG

3-54 FUEL, EMISSIONS AND EXHAUST

ITEM	PART NUMBER	DESCRIPTION	QTY
		Figure 3-22 FUEL FILLER SYSTEM, MAIN FUEL TANK (GAS) (CONT'D) SEE NOTE 1	
38	06003105 B1	FUEL FILLER PIPE ASSY, unleaded	1
★ 38	06008086 B2	FUEL FILLER PIPE ASSY, unleaded, 10 gpm SEE NOTE 1 .	1
39	12340571 4	CLAMP, hose, dipped, 2"	1
40	12339426	SPEEDNUT, "U" size 10A	6
41	06005143	INSTRUCTION PLATE, fuel filler	1
★ 42	12340792 P2	SCREW, tapping, #10-12	6
★ 43	MS 00016997 61	SCREW, 1/4"-20 x 3/4", allen head.	3
44	06007482	CAP ASSEMBLY, fuel filler	1
45	06006642	DECAL, gas cap, French	1
45	06006643	DECAL, gas cap, Spanish	1
45	06006644	DECAL, gas cap, Arabic	1
46	06003108	HOUSING, fuel filler opening.	1
★ 46	06008715	HOUSING, fuel filler opening, 10 gpm SEE NOTE 1	1
47	11608950 10	CLAMP, hose (2.75 - 1.81)	2
48	12338551 2	HOSE, filler neck	1
★ 49	06003889 B2	REINFORCEMENT RING, fuel filler, 10 gpm SEE NOTE 1 .	1
★ 50	06008084	ELBOW, 1/2" NPT x 5/8" barbed, 10 gpm SEE NOTE 1 . .	1
★ 51	N/S	CLAMP, hose, 1/2 - 1-1/4", gas, 10 gpm SEE NOTE 1 . . .	2
★ 52	06008090	HOSE, vent, tank-to-filler neck, gas, 10 gpm SEE NOTE 1	1
★ 53	06008092	CONDUIT, vent hose, gas, 10 gpm SEE NOTE 1	1
★ 54	N/S	TIESTRAP, 10 gpm SEE NOTE 1	2
★		NOTE 1: LATE PRODUCTION 1996 GAS VEHICLES MAY HAVE THE INCREASED CAPACITY FUEL FILLER SYSTEM (10 gallons/minute). NOTE 2: CUT TO LENGTH FROM P/N 05741067, 3/8" X 25' ROLL NOTE 3: CUT TO LENGTH FROM P/N 05741068, 1/4" X 25' ROLL	

3-56 FUEL, EMISSIONS AND EXHAUST



P03-031.1

Figure 3-23. Fuel Filler, Auxiliary Fuel Tank.

1996 HUMMER PARTS CATALOG

12-31-96

FUEL, EMISSIONS AND EXHAUST 3-57

ITEM	PART NUMBER	DESCRIPTION	QTY
		Figure 3-23 FUEL FILLER, AUXILIARY FUEL TANK, SEE NOTE 1	
1	MS 00090728 6P2	SCREW, 1/4"-20 x 3/4", hex head cap	3
2	06003889 B2	REINFORCEMENT RING, fuel filler	1
* 2	06008105 B2	REINFORCEMENT RING, fuel filler, gas, 10 gpm	1
3	06005424	HOUSING, auxiliary fuel filler	1
* 3	06008104	HOUSING, auxiliary fuel filler, gas, 10 gpm	1
* 4	06006668	TUBE ASSEMBLY, aux fuel filler, unleaded	1
* 4	06008098	TUBE ASSEMBLY, aux fuel filler, unleaded, 10 gpm	1
4	06006672	TUBE ASSEMBLY, aux fuel filler, leaded & diesel.	1
5	G 02436161	WASHER, flat, 1/4", zinc	5
6	MS 00051943 31	LOCKNUT, 1/4"-20, cad.	4
7	G 00121753	LOCKWASHER, 1/4", zinc	1
8	06006670	BRACKET, fuel filler hanger	1
* 9	M2 3469/2-5 0805	LOCKBOLT, 1/4"	2
10	ONAS1080 R08	COLLAR	2
11	11608950 10	CLAMP, hose, 1.81"-2.75"	2
12	12338551 2	HOSE, filler neck-to-fuel tank	1
* 12	06008342	HOSE, filler neck-to-fuel tank, gas, 10 gpm	1
13	MS 00090725 6	BOLT, 1/4"-20 x 3/4", cad	1
14	12340571 4	P-CLAMP, hose	1
15	12339426	SPEEDNUT, "U" size, 10A	10
* 16	12340792 P2	SCREW, tapping, 10-12	10
17	06006642	DECAL, fuel cap, French	1
17	06006644	DECAL, fuel cap, Arabic	1
17	06006643	DECAL, fuel cap, Spanish	1
18	06007482	CAP ASSEMBLY, fuel filler	1
19	06007728	DECAL, "UNLEADED FUEL ONLY"	1
19	06007729	DECAL, "UNLEADED FUEL ONLY" Canada	1
19	06007730	DECAL, "PETROL ONLY"	1
19	06007731	DECAL, "USE DIESEL FUEL ONLY"	1
19	06007732	DECAL, "USE DIESEL FUEL ONLY" Canada	1
19	06007733	DECAL, "PETROL ONLY" Arabic	1
19	06007734	DECAL, "DIESEL FUEL ONLY" Arabic	1
20	12339355 1	RIVET, blind, 3/16"	7
21	06006715	BRACKET, shield mounting, outer	2
22	06006709	SHIELD, fuel filler tube	1
23	06006707	BRACKET, shield mounting, inner	1
* 24	06008084	ELBOW, 90 degree, barbed, 5/8", gas, 10 gpm.	2
* 25	N/S	CLAMP, hose, 1/2 - 1-1/4", gas, 10 gpm	2
* 26	06008229	CONDUIT, vent hose, aux tank, gas, 10 gpm	1
* 27	06008228	HOSE, vent, aux tank-to-filler neck, gas, 10 gpm	1
* 28	N/S	SCREW, 1/4"-20 x 3/4", socket head, gas, 10 gpm	3
* 29	MS 00035338 44	WASHER, lock, 1/4", gas, 10 gpm	3
*		NOTE 1: LATE PRODUCTION 1996 GAS VEHICLES MAY HAVE THE INCREASED CAPACITY FUEL FILLER SYSTEM (10 gallons/minute).	

1996 HUMMER PARTS CATALOG

3-58 FUEL, EMISSIONS AND EXHAUST

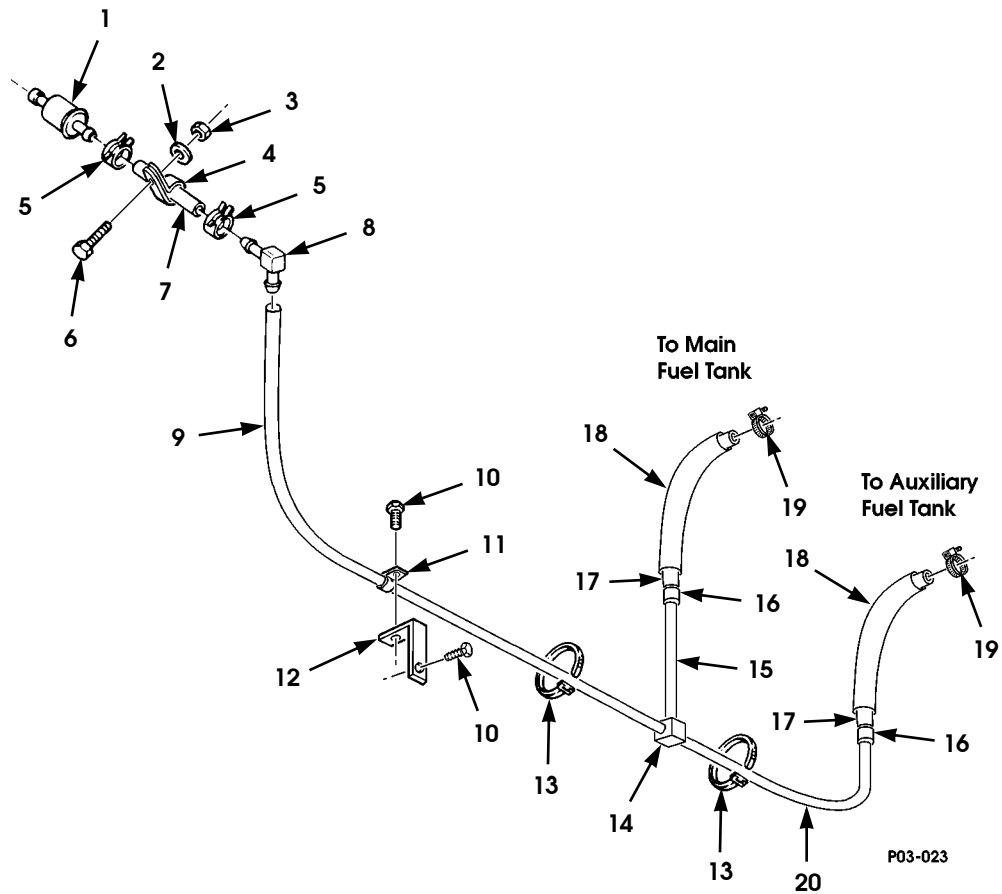


Figure 3-24. Fuel Tank Vent Line, Filter, and Mounting Hardware (Diesel).

1996 HUMMER PARTS CATALOG

4-1-96

FUEL, EMISSIONS AND EXHAUST 3-59

ITEM	PART NUMBER	DESCRIPTION	QTY
		Figure 3-24 FUEL TANK VENT LINE, FILTER, AND MOUNTING HARDWARE (DIESEL)	
1	12339208	FILTER, fuel tank vent line (Diesel)	1
★ 2	G 02436161 P2	WASHER, flat, 1/4" (Diesel).	1
3	MS 00051943 31	LOCKNUT, 1/4" (Diesel)	1
4	MS 00021333 105	CLAMP, vent line filter (Diesel)	1
5	WW C440-1/2	CLAMP, hose vent line filter (Diesel).	2
6	MS 00090725 5	SCREW, filter clamp (Diesel).	1
7	N/S	HOSE, 2.13-inch, vent line, (Diesel) SEE NOTE 1	1
8	12339979 2	ELBOW, vent line (Diesel)	1
9	N/S	TUBE, 83-inch, vent line (Diesel) SEE NOTE 2	1
10	G 00271153	SCREW, self-tapping, 3/8"-16 x 0.62" (Diesel)	2
11	MS 00021333 121	CLAMP, fuel tank vent tube (Diesel)	1
12	12338663	BRACKET, vent tube (Diesel).	1
13	MS 00003367 7	TIEDOWN STRAP, vent tube (Diesel)	6
14	06007133	TEE, barbed, 3/8" (Diesel)	1
15	N/S	TUBING, 7-inch (Diesel) SEE NOTE 2	1
16	06007176	REDUCER, 5/16" x 1/4" (Diesel)	2
17	06006738	HOSE, rollover-to-fuel bundle (Diesel)	2
18	06006739	CONDUIT, vent tubing (Diesel).	2
19	12339884 1	CLAMP, hose (Diesel).	2
20	N/S	TUBING, 63-inch (Diesel) SEE NOTE 2	1
		NOTE 1: MAKE FROM BULK HOSE P/N 05741210, 1/4 " x 50' ROLL	
		NOTE 2: MAKE FROM BULK NYLON TUBE MA207 22 026	

1996 HUMMER PARTS CATALOG

3-60 FUEL, EMISSIONS AND EXHAUST

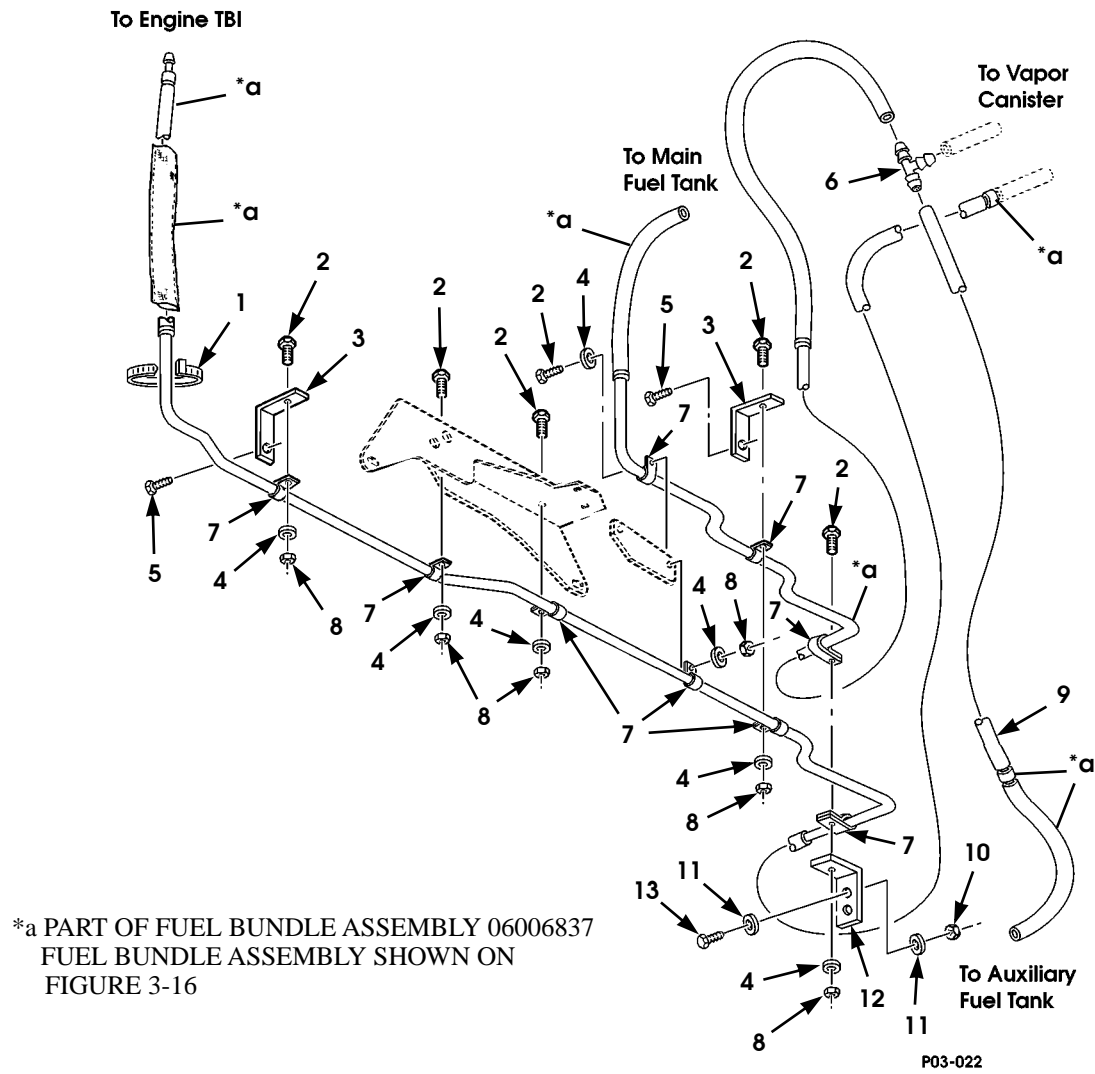


Figure 3-25. Fuel System Vent Line (Gas).

1996 HUMMER PARTS CATALOG

FUEL, EMISSIONS AND EXHAUST 3-61

ITEM	PART NUMBER	DESCRIPTION	QTY
		Figure 3-25 FUEL SYSTEM VENT LINES (GAS)	
1	MS 00003367 7	TIEWRAP (GAS)	1
2	MS 00090725 6	BOLT, 1/4"-20 x .75" (GAS)	6
3	06006835	BRACKET, vent tube mounting (GAS)	2
4	G 02436161	WASHER, flat 1/4" (GAS)	7
5	G 00271153	SCREW, self-tapping (GAS)	2
6	06006966	TEE, 1/2" x 1/2" x 1/4" (GAS)	1
7	MS 00021333 121	P-CLIP, 3/8" (GAS)	8
8	MS 00051943 31	NUT, 1/4"-20 (GAS)	5
9	06006961	HOSE, auxiliary tank reducer-to-canister tee (GAS) . .	1
10	MS 00051943 35	NUT, 3/8-16 (GAS)	2
11	G 02436163	WASHER, flat 3/8" (GAS)	4
12	06006764	BRACKET, vent tube (GAS)	1
13	MS 00090725 60	BOLT, 3/8-16 x 1" (GAS)	2
NOTE 1: PART OF FUEL BUNDLE ASSEMBLY P/N 06006837			

1996 HUMMER PARTS CATALOG

3-62 FUEL, EMISSIONS AND EXHAUST

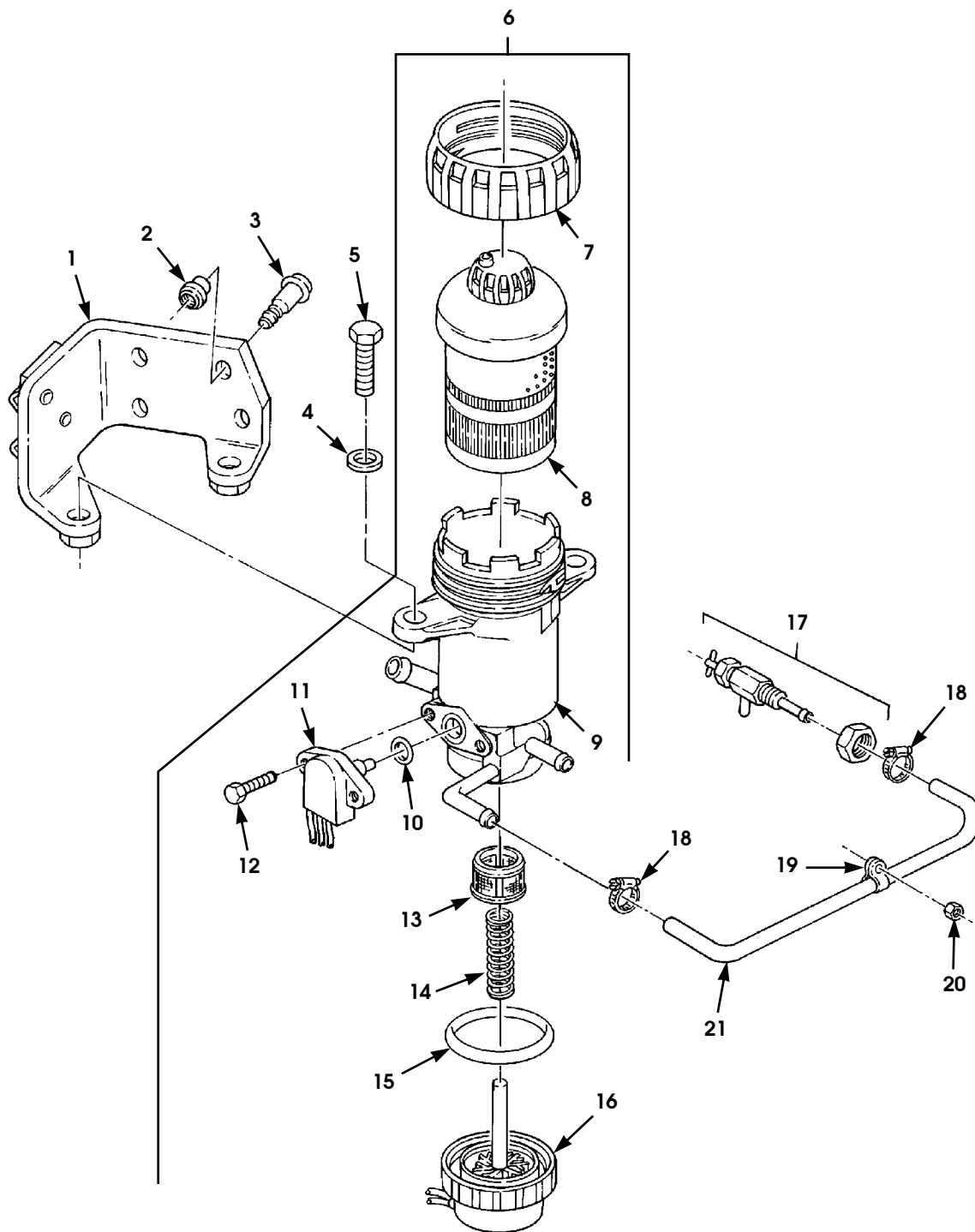


Figure 3-26. Fuel Filter Assembly and Mounting Hardware (Diesel).

1996 HUMMER PARTS CATALOG

FUEL, EMISSIONS AND EXHAUST 3-63

ITEM	PART NUMBER	DESCRIPTION	QTY
		Figure 3-26 FUEL FILTER ASSEMBLY AND MOUNTING HARDWARE (DIESEL)	
1	05939619	BRACKET ASSEMBLY, filter mounting	1
2	0NAS1080 R08	COLLAR	4
3	M2 3469/2-5 0805	LOCKBOLT	4
4	G 02436162	WASHER, filter mounting	2
5	MS 00090728 36	BOLT, filter mounting	2
6	05939621	FUEL FILTER ASSEMBLY	1
7	05742599	•NUT ELEMENT	1
8	05742602	•ELEMENT ASSEMBLY	1
9	S.I.A.	•HEADER ASSEMBLY	1
10	05740660	•SEAL, O-ring	1
11	05742605	•SENSOR ASSEMBLY, water	1
12	05742577	•SCREW	2
13	05742604	•SCREEN	1
14	S.I.A.	•COIL, flow guide	1
15	05742600	•SEAL, O-ring	1
16	05742603	•HEATER ASSEMBLY	1
17	12446751	VALVE ASSEMBLY, fuel filter drain	1
18	12339884 1	CLAMP, drain hose	2
19	MS 00021333 104	CLAMP, drain hose	1
20	MS 00051943 31	LOCKNUT, drain hose clamp	1
21	N/S	HOSE, fuel filter drain, 20-inch, SEE NOTE 1	1
		NOTE 1: MAKE FROM BULK HOSE P/N 05741068, 1/4" x 25'	

3-64 FUEL, EMISSIONS AND EXHAUST

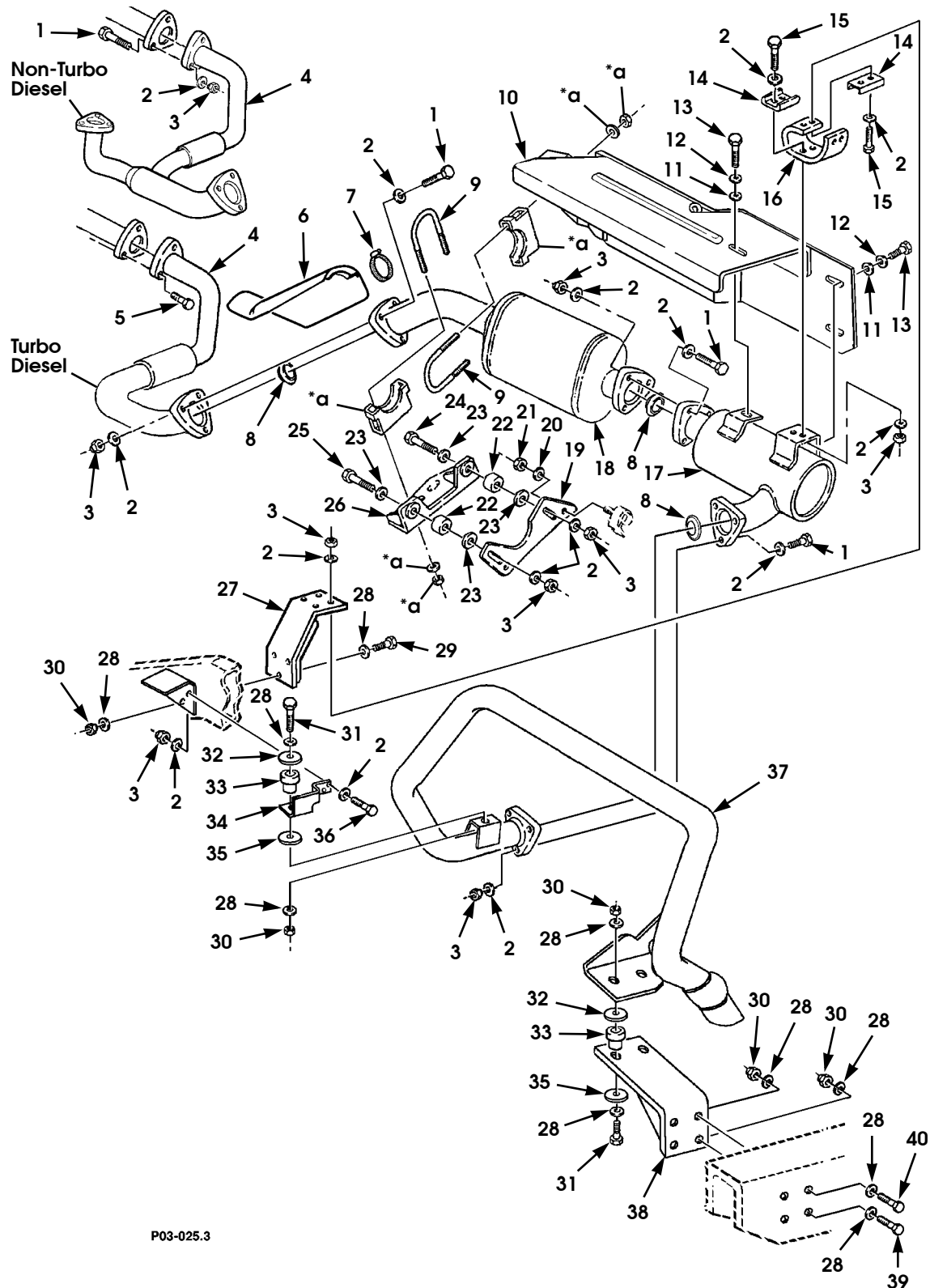


Figure 3-27. Muffle , Exhaust Pipes and Related Parts (Diesel).

1996 HUMMER PARTS CATALOG

12-31-96

FUEL, EMISSIONS AND EXHAUST 3-65

ITEM	PART NUMBER	DESCRIPTION	QTY
		Figure 3-27 MUFFLER, EXHAUST PIPES, AND RELATED PARTS (DIESEL)	
1	N/S	BOLT, 3/8"-16 x 2.25" (Non-Turbo Diesel), Gr 5, CAD . . .	15
1	N/S	BOLT, 3/8"-16 x 2.25" (Turbo Diesel), Gr 5, CAD	9
2	N/S	WASHER, flat, 3/8" (Non-Turbo Diesel), type B.	40
2	N/S	WASHER, flat, 3/8" (Turbo Diesel), type B.	34
3	N/S	LOCKNUT, 3/8"-16 (Non-Turbo Diesel), Gr 8	25
3	N/S	LOCKNUT, 3/8"-16 (Turbo Diesel), Gr 8.	19
4	12460086	PIPE ASSEMBLY, crossover (Non-Turbo Diesel)	1
4	RCSK1707 9	PIPE ASSEMBLY, crossover (Turbo Diesel)	1
5	N/S	BOLT, M10-1.5 x 50mm (Turbo Diesel), 10.9 phos	3
★ 6	12460087	SHIELD, exhaust	1
★ 7	06005191	CLAMP, hose	2
8	12338339	GASKET	3
9	12338343 2	CLAMP ASSEMBLY	2
10	06008560	HEAT SHIELD ASSEMBLY	1
11	N/S	WASHER, flat, 1/4", hardened, ZN.	3
12	N/S	LOCKWASHER, 1/4", med, ZN	3
13	N/S	BOLT, 1/4"-20 x .75", hex, Gr 5.	3
14	12338341	PLATE, reinforcement	3
15	N/S	BOLT, 3/8-16 x 1.25", hex Gr 8, CAD	6
16	12338337	INSULATOR, exhaust	1
★ 17	12460090	MUFFLER ASSEMBLY, ceramic	1
★ 18	12460091	CATALYTIC CONVERTER ASSEMBLY	1
19	12338347	BRACKET, exhaust	1
20	N/S	WASHER, flat, #10.	1
21	N/S	LOCKNUT, M10-1.5, CI 10 , CAD	1
22	12338338	INSULATOR, radiator	2
23	N/S	WASHER, 3/8", flat, type B, ZN	4
24	N/S	BOLT, 3/8"-16 x 2.0", hex, Gr 5, CAD	1
25	N/S	BOLT, 3/8"-16 x 1.75", hex, Gr 5, CAD	1
26	12338340	BRACKET ASSEMBLY, muffler	1
27	12338221	BRACKET, exhaust	1
28	N/S	WASHER, flat, 1/2". hardened, type B	14
29	N/S	SCREW, body mount bracket, L.H., 1/2"-13 x 4.75", Gr 8, CAD	3
30	N/S	LOCKNUT, 1/2"-13, Gr C.	7
31	N/S	BOLT, 1/2"-13 x 2.50", hex, Gr 8, CAD	3
32	12340263	WASHER, 1/2" x 2".	3
33	12340264	INSULATOR	3
34	06006720	BRACKET ASSEMBLY, rear exhaust mounting, front	1

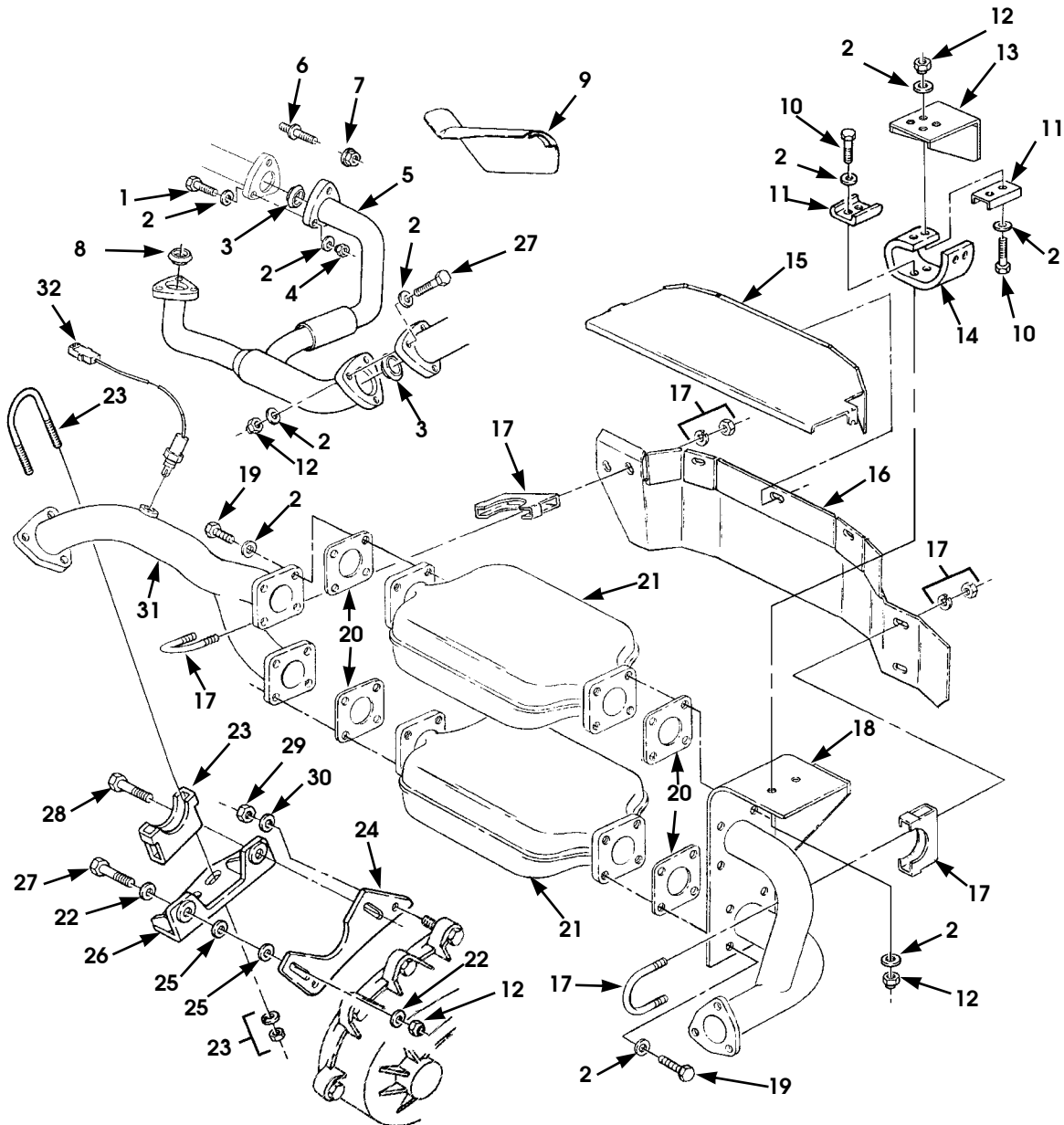
12-31-96

1996 HUMMER PARTS CATALOG

3-66 FUEL, EMISSIONS AND EXHAUST

ITEM	PART NUMBER	DESCRIPTION	QTY
		Figure 3-27 MUFFLER, EXHAUST PIPES, AND RELATED PARTS (DIESEL) (Cont'd)	
35	G 09428851	WASHER, 1/2" x 1.75"	3
36	N/S	BOLT, 1/2"-13 x 2", hex, Gr 8, CAD	3
* 37	06007142	EXHAUST PIPE ASSEMBLY	1
38	06006731	BRACKET, rear exhaust mounting, without heavy duty bumper	1
* 38	06007760 B2	BRACKET, rear exhaust mounting, with heavy duty bumper.	1
39	N/S	BOLT, 1/2"-13 x 1.25", Hex, Gr 8, CAD, w/o heavy duty bumper.	2
* 39	N/S	BOLT, 1/2"-13 x 3", Hex, Gr 8, CAD, w/ heavy duty bumper	2
40	N/S	BOLT, 1/2"-13 x 1.25", Hex, Gr 8, CAD, w/o heavy duty bumper.	2
* 40	N/S	BOLT, 1/2"-13 x 3.25", Hex Gr 8, CAD, w/ heavy duty bumper.	2

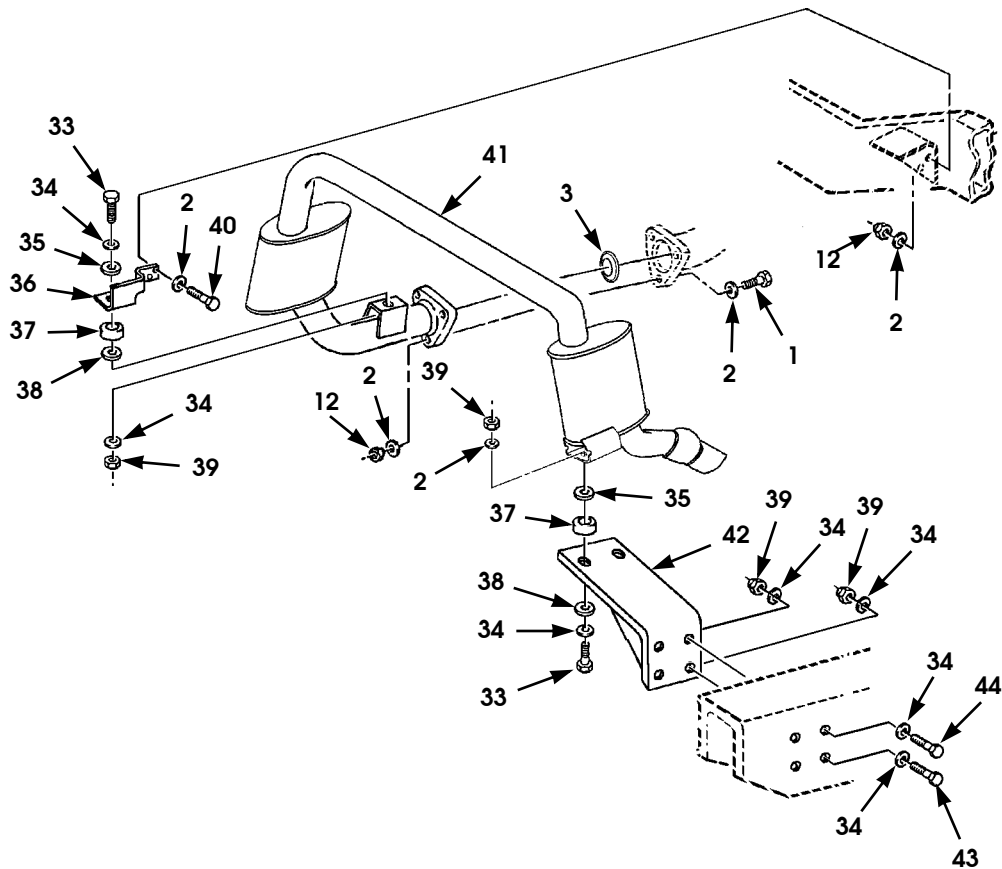
FUEL, EMISSIONS AND EXHAUST 3-67



P03-019A

Figure 3-28. Muffle , Exhaust Pipes and Related Parts (Gas) (Sheet 1 of 2).

3-68 FUEL, EMISSIONS AND EXHAUST



P03-029.1

Figure 3-28. Muffle , Exhaust Pipes and Related Parts (Gas) (Sheet 2 of 2).

1996 HUMMER PARTS CATALOG

12-31-96

FUEL, EMISSIONS AND EXHAUST 3-69

ITEM	PART NUMBER	DESCRIPTION	QTY
		Figure 3-28 MUFFLER, EXHAUST PIPES, AND RELATED PARTS (GAS)	
1	MS 00090725 67	BOLT, 3/8" - 16 X 2.25"	9
2	G 02436163	WASHER, flat, 3/8"	56
3	12338339	GASKET.	4
4	MS 00051943 33	LOCKNUT, 5/16 - 16	3
5	06004311	PIPE ASSEMBLY, crossover	1
* 6	06004882	STUD, exhaust manifold	1
* 7	G 11502812	NUT, M10-1.5.	1
* 8	06004331	WASHER	1
* 9	12460087	HEAT SHIELD ASSEMBLY, exhaust.	1
* 10	MS 00090728 62	BOLT, 3/8 - 16 x 1.25"	12
* 11	12338341	PLATE, reinforcement	4
* 12	MS 00051943 35	LOCKNUT, 3/8" - 16	24
* 13	06004397 B2	BRACKET, converter.	1
* 14	12338337	INSULATOR, exhaust	2
* 15	06004478	HEAT SHIELD ASSEMBLY, top	1
* 16	06004479	HEAT SHIELD, side.	1
* 17	06005130	CLAMP, exhaust 2 1/4"	2
* 18	06004313	PIPE ASSEMBLY, catalytic converter.	1
* 19	06004884	BOLT, M10 x 1.25" x 35	16
* 20	06004330	GASKET.	4
* 21	06003110	CATALYTIC CONVERTER ASSEMBLY	2
* 22	G 09417793	WASHER, 3/8"	2
* 23	12338343 2	CLAMP ASSEMBLY	1
* 24	12338347	BRACKET, exhaust system.	1
* 25	12338338	INSULATOR, radiator	1
* 26	12338340	BRACKET ASSEMBLY, muffler	1
* 27	MS 00090725 66	BOLT, 3/8" - 16 x 2.0"	2
* 28	MS 00090725 65	BOLT, 3/8" - 16 x 1.75"	2
* 29	G 11501033	LOCKNUT	1
* 30	MS 00027183 42	WASHER, flat, #10.	1
* 31	06004312	PIPE ASSEMBLY	1
* 32	06003981	SENSOR, oxygen	1
* 33	MS 00090728 118	BOLT, 1/2"-13 x 2.50".	3
* 34	G 02436165	WASHER, flat, 1/2"	14
* 35	12340263	WASHER, 1/2" x 2".	3
* 36	06006720	BRACKET ASSEMBLY, rear exhaust mounting, front.	1
* 37	12340264	INSULATOR	3
* 38	G 09428851	WASHER, 1/2" x 1.75"	3
* 39	MS 00051943 39	NUT, 1/2"-13	7
* 40	MS 00090728 60	BOLT, 3/8" - 16 X 1"	2
* 41	06006723	MUFFLER AND EXHAUST PIPE ASSEMBLY	1

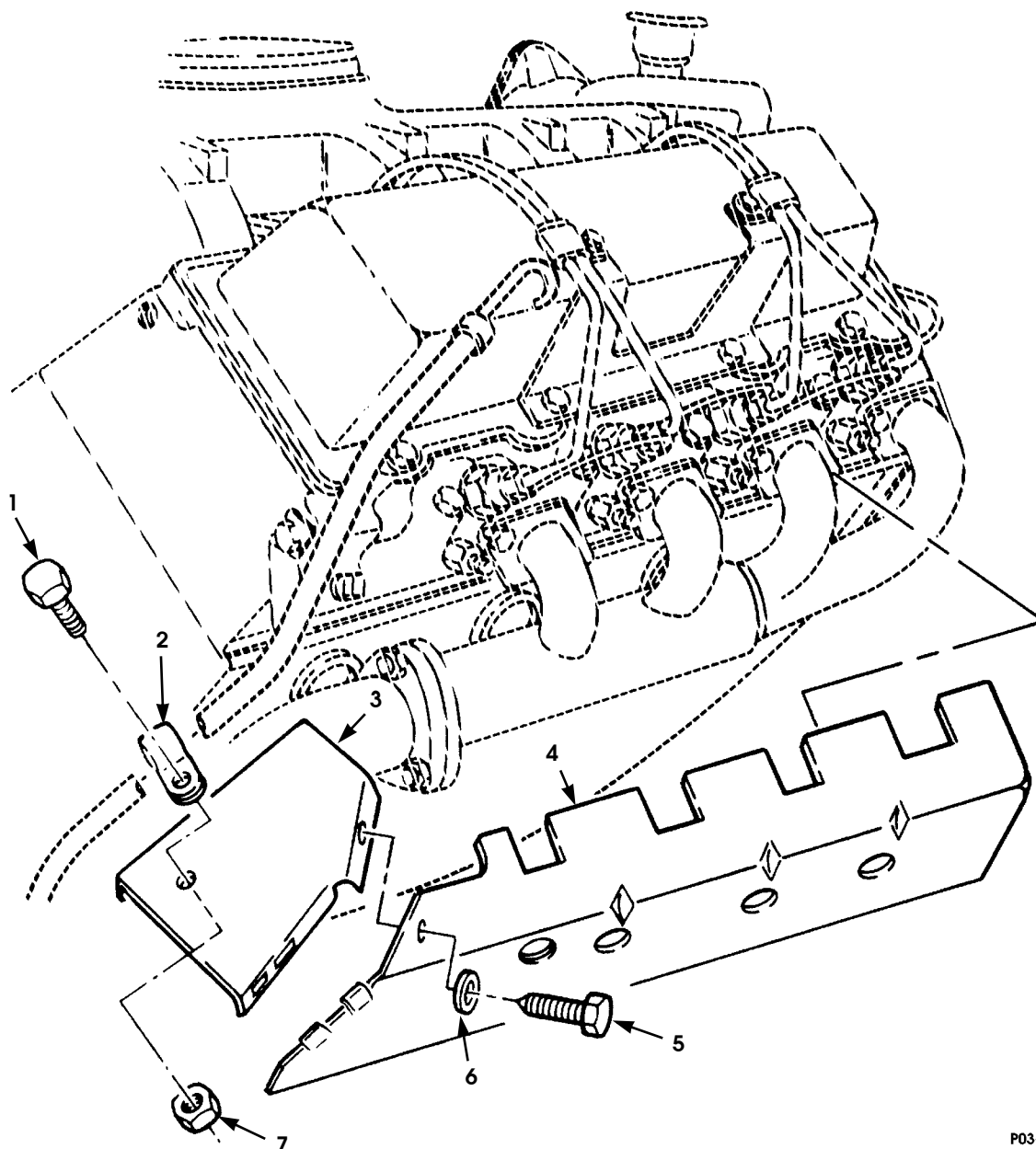
12-31-96

1996 HUMMER PARTS CATALOG

3-70 FUEL, EMISSIONS AND EXHAUST

ITEM	PART NUMBER	DESCRIPTION	QTY
		Figure 3-28 MUFFLER, EXHAUST PIPES, AND RELATED PARTS (GAS) (Cont'd)	
★ 42	06006731	BRACKET ASSEMBLY, rear exhaust mounting, rear	1
★ 42	06007760 B2	BRACKET, rear exh mtg, w/ heavy duty bumper	1
★ 43	N/S	BOLT, 1/2"-13 x 1.25", Hex, Gr 8, CAD, w/o heavy duty bumper.	2
★ 43	N/S	BOLT, 1/2"-13 x 3", Hex, Gr 8, CAD, w/ heavy duty bumper	2
★ 44	N/S	BOLT, 1/2"-13 x 1.25", Hex, Gr 8, CAD, w/o heavy duty bumper.	2
★ 44	N/S	BOLT, 1/2"-13 x 3.25", Hex Gr 8, CAD, w/ heavy duty bumper.	2

3-72 FUEL, EMISSIONS AND EXHAUST



P03-017

Figure 3-29. Exhaust Manifold Heat Shield (Diesel)

1996 HUMMER PARTS CATALOG

12-31-96

FUEL, EMISSIONS AND EXHAUST 3-73

ITEM	PART NUMBER	DESCRIPTION	QTY
		Figure 3-29 EXHAUST MANIFOLD HEAT SHIELD (DIESEL)	
1	MS 00090728 3	BOLT, clamp	1
2	G 00120528	CLAMP, transmission tube	1
* 3	12339181	GUARD, rear heat shield	1
* 4	12339175	HEAT SHIELD, exhaust, R.H. (Non-Turbo Diesel)	1
* 4	RCSK1728 2	HEAT SHIELD, exhaust, R.H. (Turbo Diesel)	1
* 5	G 09414241	SCREW, heat shield	1
6	G 09417793	WASHER, heat shield	1
7	MS 00051943 31	LOCKNUT, clamp	1

1996 HUMMER PARTS CATALOG

COOLING SYSTEM 4-1

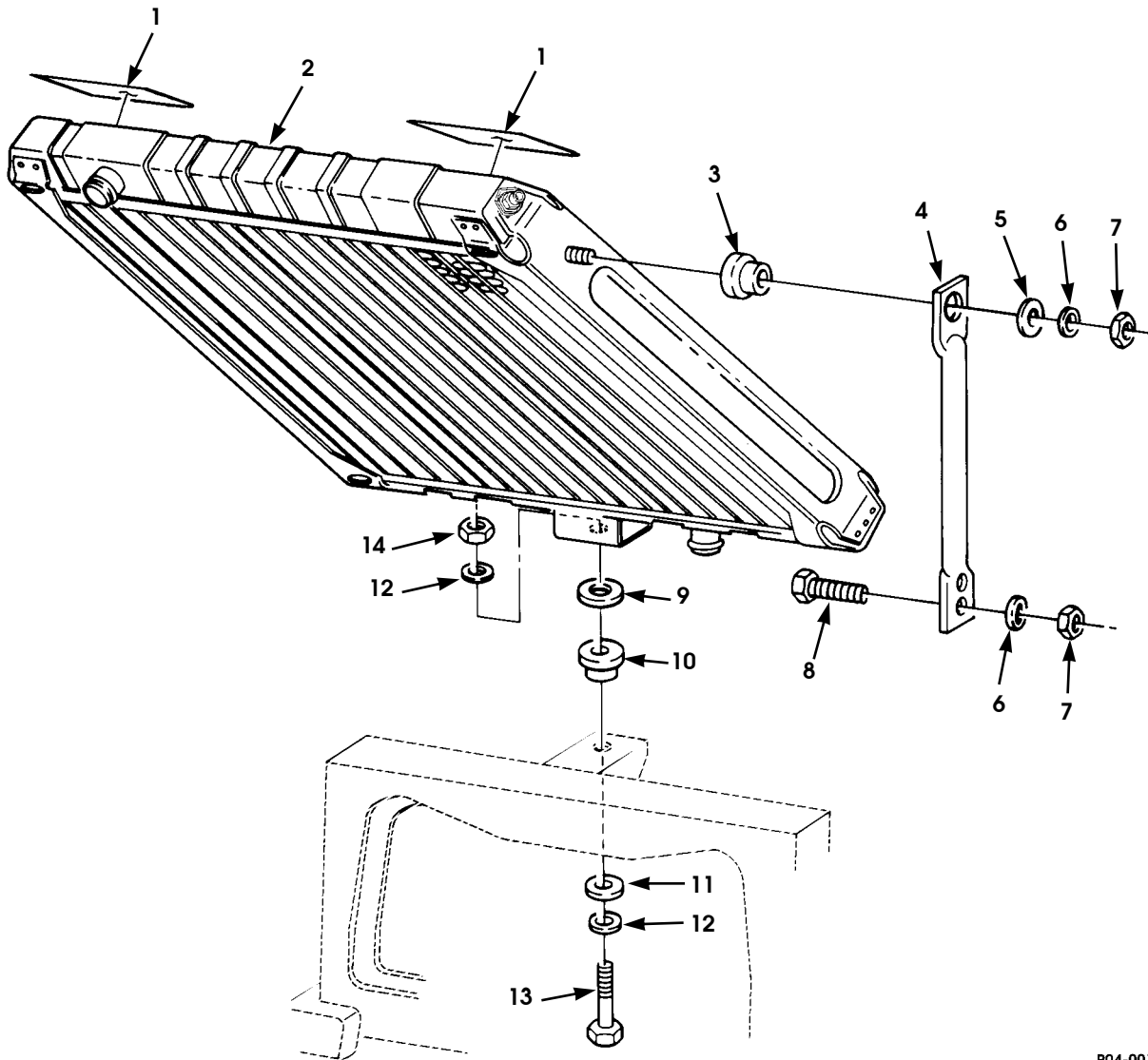
Section 4

COOLING SYSTEM

TITLE	PAGE NUMBER
Radiator and Mounting Hardware	4-2
Surge Tank and Related Parts	4-4
Radiator Shroud and Related Parts.	4-6
Radiator Hoses and Related Parts.	4-8
Thermostat, Water Crossover, and Attaching Hardware.	4-10
Water Pump and Attaching Hardware.	4-12
Cooling Fan, Fan Clutch, Belt, and Pulleys (Diesel)	4-14
Cooling Fan, Fan Clutch, Belt, and Pulleys (Gas)	4-16
Engine and Transmission Oil Cooler and Engine Oil Cooler Lines	4-18

1996 HUMMER PARTS CATALOG

4-2 COOLING SYSTEM



P04-001

Figure 4-1. Radiator and Mounting Hardware.

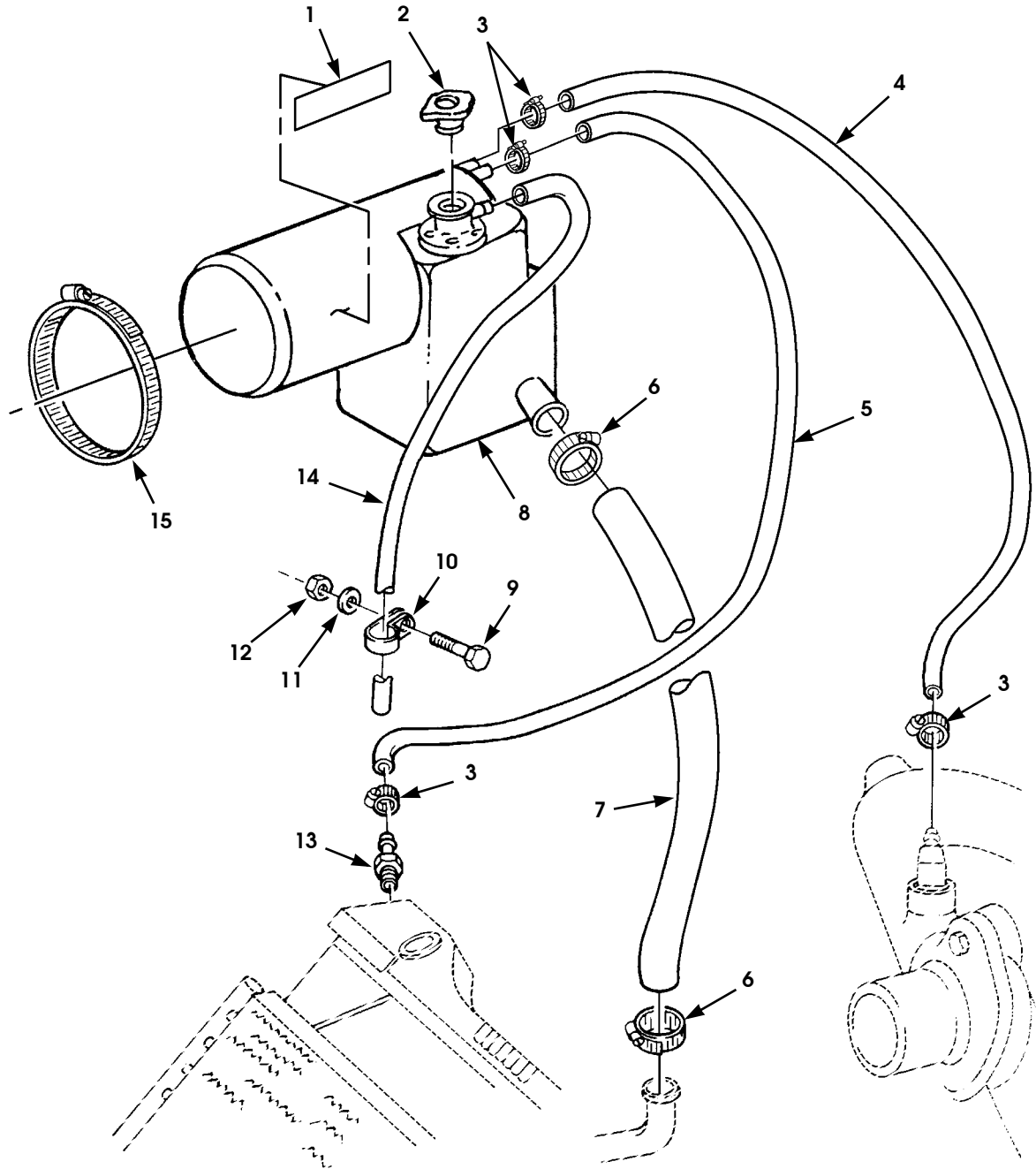
1996 HUMMER PARTS CATALOG

COOLING SYSTEM 4-3

ITEM	PART NUMBER	DESCRIPTION	QTY
		Figure 4-1 RADIATOR AND MOUNTING HARDWARE	
1	12339055	DECAL, no step, white letters	2
1	06002678	DECAL, no step, white letters (French)	2
2	06003076	RADIATOR ASSEMBLY (Non-Turbo Diesel and Gas) . . .	1
2	06007331	RADIATOR ASSEMBLY (Turbo Diesel)	1
3	12338338	GROMMET, insulator, upper	2
4	12339165 1	SUPPORT, radiator, L.H.	1
4	12339165 2	SUPPORT, radiator, R.H.	1
5	G 09417793	WASHER, 3/8", zinc	2
6	G 02436163	WASHER, flat, 3/8"	6
7	MS 00051943 35	LOCKNUT, 3/8"-16	6
8	G 09418822	BOLT, 3/8"-16 x 1"	4
9	12340263	WASHER, hardened 9/16" x 2" Flat	1
10	12340264	MOUNT, insulator, lower.	1
11	G 09428851	WASHER 9/16" Flat.	1
12	G 02436165	WASHER, flat, 1/2"	2
13	MS 00090728 115	BOLT, 1/2"-13 x 2"	1
14	MS 00051943 39	LOCKNUT, 1/2"-13	1

1996 HUMMER PARTS CATALOG

4-4 COOLING SYSTEM



P04-002.1

Figure 4-2. Surge Tank and Related Parts.

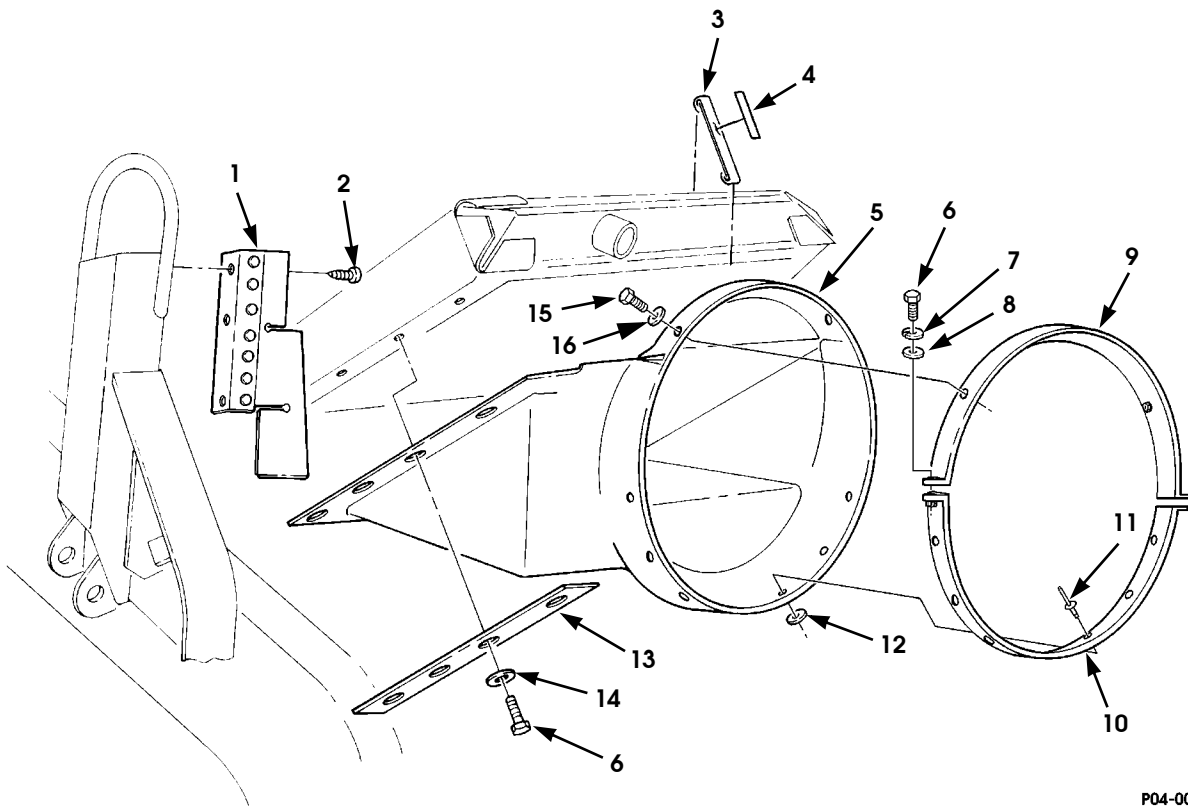
1996 HUMMER PARTS CATALOG

COOLING SYSTEM 4-5

ITEM	PART NUMBER	DESCRIPTION	QTY
		Figure 4-2 SURGE TANK AND RELATED PARTS	
1	06001710	DECAL, surge tank, do not remove or touch when hot	1
2	12339878	CAP, surge tank	1
3	12339884 1	CLAMP, hose (Diesel) 5/16"	4
3	12339884 1	CLAMP, hose (Gas) 5/16"	2
4	06004080	HOSE, surge tank-to-water crossover (Diesel)	2
5	12339159	HOSE, radiator (Diesel)	1
5	12339155 1	HOSE, radiator (Gas).	1
6	11608950 5	CLAMP, hose, .62"-1.5"	2
7	12339163	HOSE, lower radiator-to-surge tank (Diesel)	1
7	12340046	HOSE, lower radiator-to-surge tank (Gas)	1
8	06003412	TANK, surge (Non-Turbo Diesel)	1
8	06007434	TANK, surge (Turbo Diesel)	1
8	06005696	TANK, surge (Gas)	1
9	MS 00090728 6	BOLT, 1/4"-20 x 3/4"	1
10	MS 00021333 102	CLAMP, surge tank overflow hose	1
11	G 02436161	WASHER, flat, 1/4"	1
12	MS 00051943 31	LOCKNUT, 1/4"-20	1
13	12339974	ADAPTER, straight	1
14	06004920	HOSE, surge tank overflow, 12"	1
15	11608950 21	CLAMP, 2.0"-6.6"	2

1996 HUMMER PARTS CATALOG

4-6 COOLING SYSTEM



P04-003

Figure 4-3. Radiator Shroud and Related Parts.

1996 HUMMER PARTS CATALOG

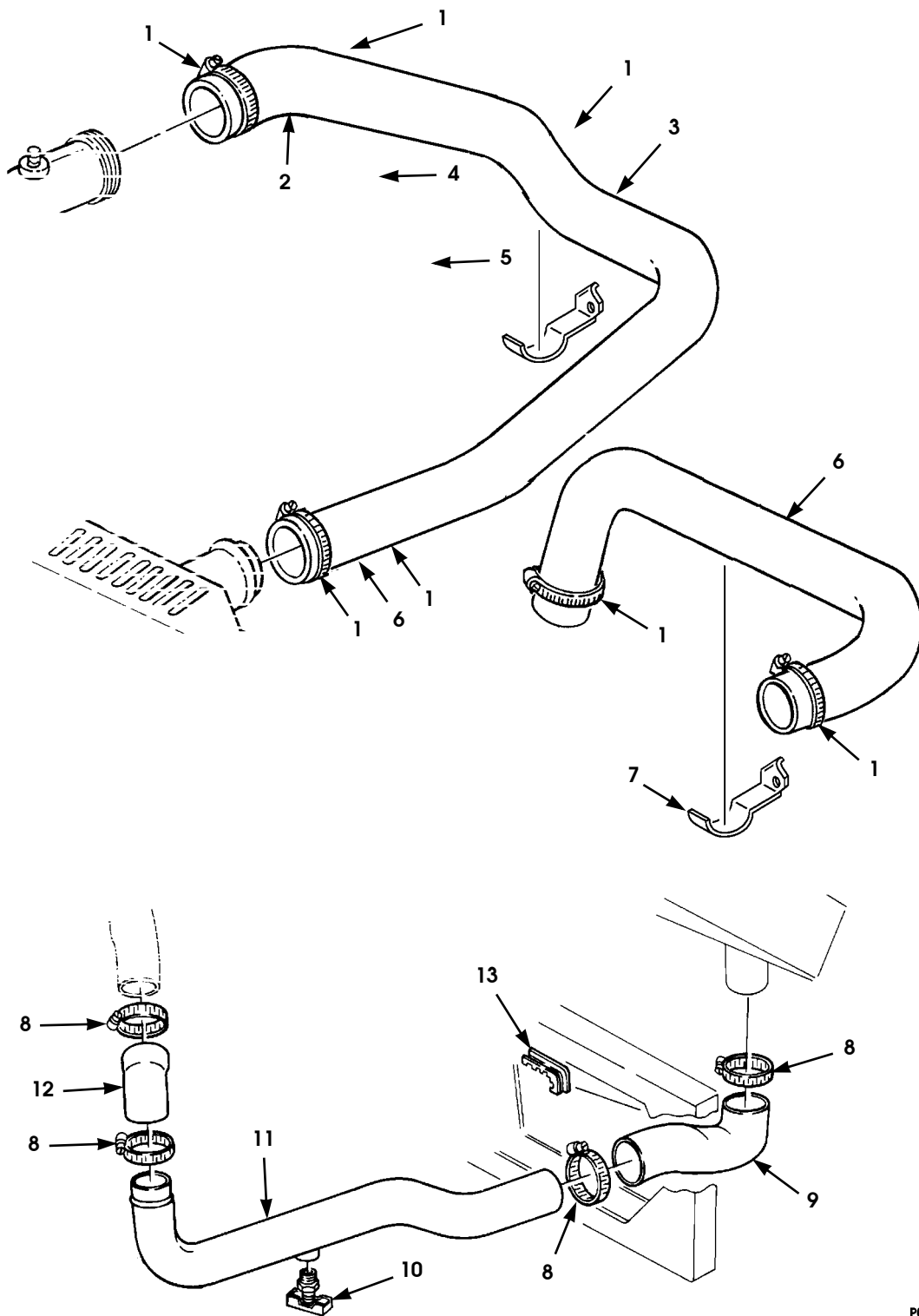
12-31-96

COOLING SYSTEM 4-7

ITEM	PART NUMBER	DESCRIPTION	QTY
		Figure 4-3 RADIATOR SHROUD AND RELATED PARTS	
1	WA 12339166 1	SHIELD, shroud, airlift, L.H.	1
1	WA 12339166 2	SHIELD, shroud, airlift, R.H.	1
2	MS 00024629 57	SCREW, tap, 1/4"-20 x 1/2"	6
3	12339154 B1	RETAINING STRAP, radiator	1
4	12339064	DECAL, fan warning	1
4	06002724	DECAL, fan warning (French)	1
5	06003497 B1	SHROUD, radiator	1
6	MS 00090725 8	BOLT, 1/4"-20 x 1.0"	10
* 7	MS 00035338 44	LOCKWASHER, 1/4"	2
8	G 02436162	WASHER, 9/32"	4
9	06003836	EXTENSION, shroud upper (Diesel)	1
9	06005694	EXTENSION, shroud upper (Gas)	1
10	06003837	EXTENSION, shroud, lower (Diesel)	1
10	06005691	EXTENSION, shroud, lower (Gas)	1
11	12339355 1	RIVET, 3/16" dia., blind	6
12	MS 00027183 42	WASHER, flat, #10	6
13	12339156	RETAINING STRAP, shroud-to-radiator	2
14	MS 00035338 44	LOCKWASHER, 1/4"	8
15	06000201	SCREW, button head socket, 5/16"	2
16	MS 00051943 33	NUT, 5/16 -18 prevailing torque	2

1996 HUMMER PARTS CATALOG

4-8 COOLING SYSTEM



P04-004.1

Figure 4-4. Radiator Hoses and Related Parts.

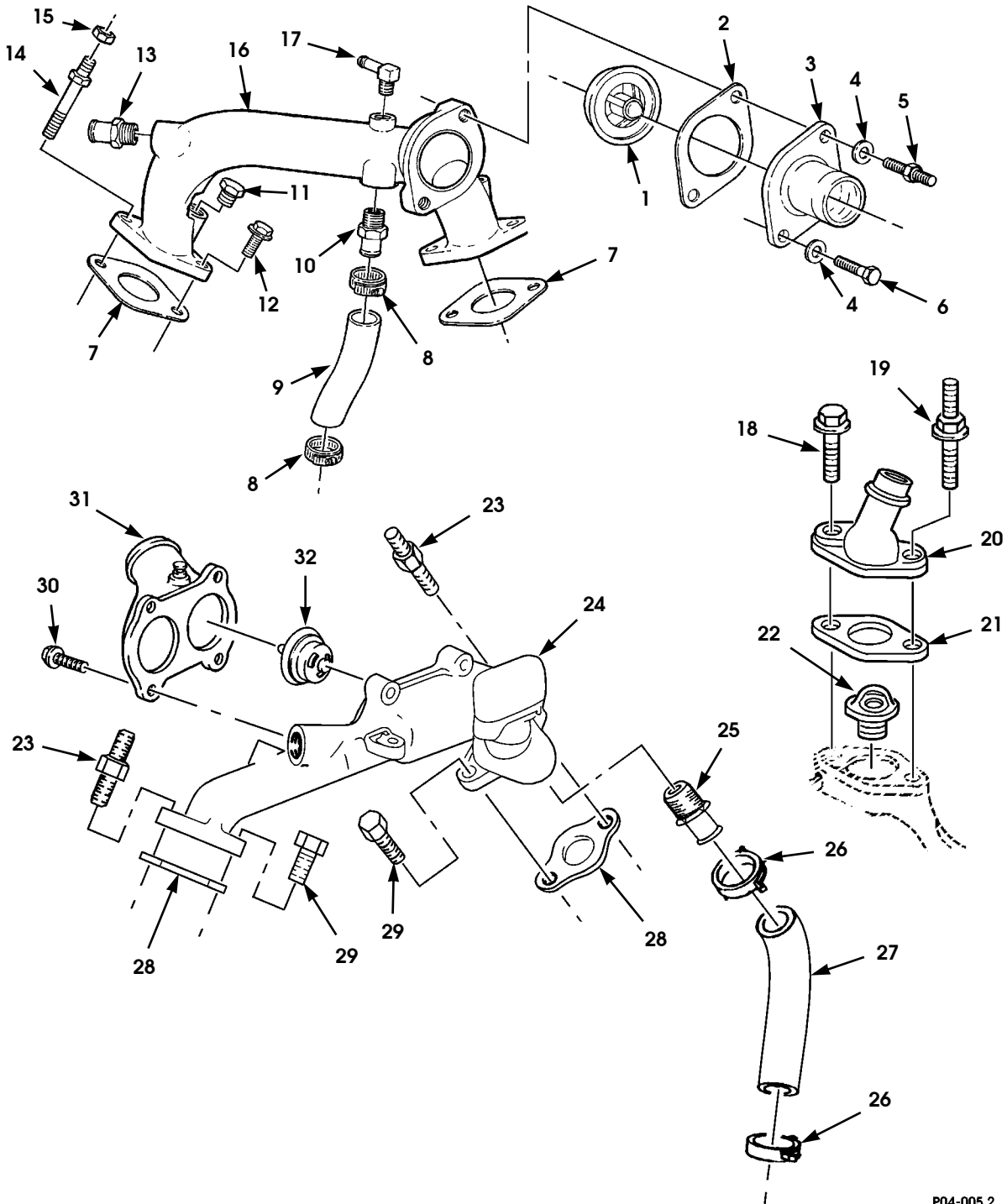
1996 HUMMER PARTS CATALOG

COOLING SYSTEM 4-9

ITEM	PART NUMBER	DESCRIPTION	QTY
		Figure 4-4 RADIATOR HOSES AND RELATED PARTS	
1	11608950 9	CLAMP,hose, 1.56"-2.5" (Non-Turbo Diesel)	5
1	11608950 9	CLAMP,hose, 1.56"-2.5" (Gas)	2
2	06003415	HOSE,tube-to-outlet housing (Non-Turbo Diesel)	1
3	06003099	TUBE,radiator to engine (Non-Turbo Diesel)	1
4	G 11502812	NUT,M10-1.5 (Non-Turbo Diesel)	1
5	06003414	BRACKET,upper tube (Non-Turbo Diesel)	1
6	06003098	HOSE,radiator inlet (Non-Turbo Diesel)	1
6	06004314	HOSE,radiator inlet (Gas)	1
6	06007014	HOSE,radiator inlet (Turbo Diesel).	1
7	06004808	SUPPORT,radiator hose, upper (Gas)	1
7	06007013	SUPPORT,radiator hose, upper (Turbo Diesel)	1
8	11608950 10	CLAMP,1.81"-2.75"	4
9	12339162	HOSE,lower radiator.	1
10	MS 00035782 4	DRAINCOCK,lower radiator tube.	1
11	12339152 B1	TUBE,lower radiator	1
12	12339159	HOSE,lower radiator, rear (Diesel).	1
12	06002882	HOSE,lower radiator, rear (Gas)	1
13	12339902 12	PAD,crossmember,5.92"	1

1996 HUMMER PARTS CATALOG

4-10 COOLING SYSTEM



P04-005.2

Figure 4-5. Thermostat, Water Crossover, and Attaching Hardware.

1996 HUMMER PARTS CATALOG

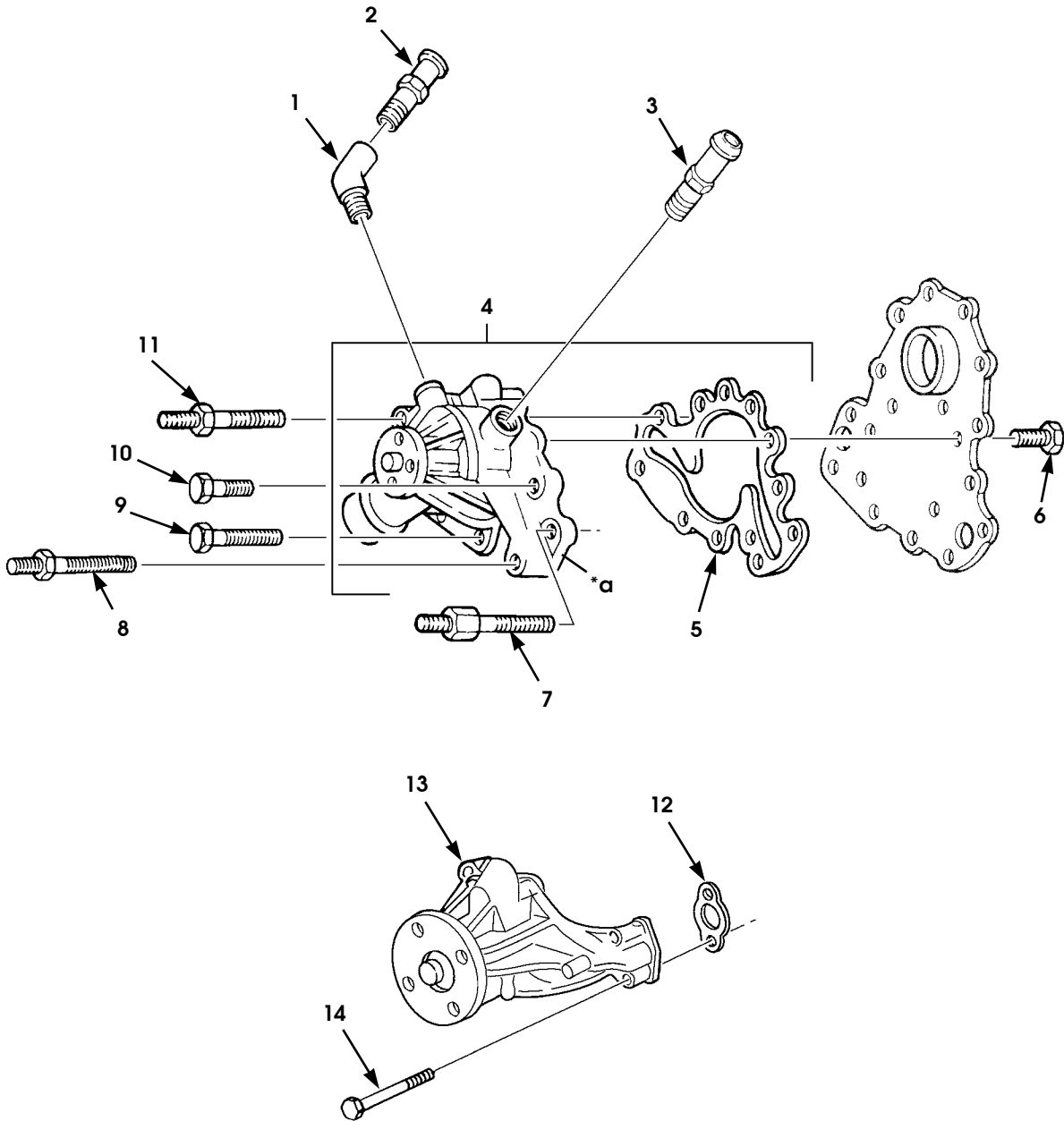
12-31-96

COOLING SYSTEM 4-11

ITEM	PART NUMBER	DESCRIPTION	QTY
		Figure 4-5 THERMOSTAT, WATER CROSSOVER, AND ATTACHING HARDWARE	
1	05743238	THERMOSTAT, water (Non-Turbo Diesel)	1
2	05743239	GASKET, water outlet (Non-Turbo Diesel) SEE NOTE 1 .	1
* 3	05744672	FLANGE, water outlet (Non-Turbo Diesel).	1
4	G 09438083	WASHER, water outlet flange (Non-Turbo Diesel)	2
5	05740052	STUD, M10-1.5" x 30 x 20 (Non-Turbo Diesel)	1
6	05741165	BOLT, grade 8 (Non-Turbo Diesel)	1
7	05742109	GASKET, water crossover, (Non-Turbo Diesel) SEE NOTE 1	2
8	05740200	CLAMP, water pump hose (Non-Turbo Diesel)	2
9	05740789	HOSE, thermostat, bypass (Non-Turbo Diesel) SEE NOTE 2	1
10	05740265	ADAPTER, thermostat bypass hose (Non-Turbo Diesel)	1
11	05743888	PLUG, water crossover (Non-Turbo Diesel)	1
12	05740181	BOLT, M10-1.5" x 30, 10.9 (Non-Turbo Diesel)	3
13	12339396	NIPPLE, heater hose (Non-Turbo Diesel)	1
14	12339406 2	STUD, M10 x 1.5" x 30 x 20 (Non-Turbo Diesel)	1
15	G 11502812	NUT, M10-1.5" (Non-Turbo Diesel).	1
16	05743345	WATER OUTLET, crossover (Non-Turbo Diesel)	1
* 17	12339974	ELBOW, pipe to hose (Non-Turbo Diesel)	1
18	05743944	BOLT, water outlet (Gas)	1
19	05743945	STUD, water outlet (Gas)	1
20	05743943	OUTLET, engine coolant (Gas)	1
21	05743942	SEAL, thermostat (Gas)	1
22	05743941	THERMOSTAT (Gas)	1
23	05740052	STUD (Turbo Diesel)	2
24	05744461	HOUSING (Turbo Diesel)	1
25	05744479	CONNECTOR, thermal bypass hose (Turbo Diesel) . . .	1
26	11608950 5	CLAMP, hose (Turbo Diesel)	2
27	05744460	HOSE, thermostat bypass (Turbo Diesel).	1
28	05742109	GASKET, thermostat housing (Turbo Diesel)	2
29	05744432	BOLT, thermostat housing (Turbo Diesel).	2
30	05744434	BOLT, water outlet (Turbo Diesel)	4
31	05744473	OUTLET ASSEMBLY, water (Turbo Diesel)	1
32	05744463	THERMOSTAT (Turbo Diesel)	2
		NOTE 1: PART OF CYLINDER HEAD KIT 05743401	
		NOTE 2: MAKE FROM BULK HOSE P/N 05741064	

1996 HUMMER PARTS CATALOG

4-12 COOLING SYSTEM



* a PART OF ITEM 4

Figure 4-6. Water Pump and Attaching Hardware.

1996 HUMMER PARTS CATALOG

12-31-96

COOLING SYSTEM 4-13

ITEM	PART NUMBER	DESCRIPTION	QTY
		Figure 4-6 WATER PUMP AND ATTACHING HARDWARE	
1	12339408	ELBOW, pipe, street, 45 degree (Non-Turbo Diesel) . . .	1
2	12339396	NIPPLE, heater hose (Non-Turbo Diesel)	1
3	05740265	ADAPTER, water pump thermostat (Non-Turbo Diesel)	1
4	05743241	WATER PUMP (Non-Turbo Diesel)	1
4	05744474	WATER PUMP (Turbo Diesel)	1
5	05743242	•GASKET, water pump (Diesel) SEE NOTE 1	1
6	G 11509589	BOLT, M8-1.25" x 16mm (Diesel)	6
7	05741140	STUD, water pump (Non-Turbo Diesel)	1
8	05741166	STUD, 10-1.5" x 95 x 17mm (Non-Turbo Diesel)	1
9	05742076	BOLT, water pump (Non-Turbo Diesel)	1
* 9	05742076	BOLT, water pump (Turbo Diesel)	2
10	G 11500921	BOLT, M8-1.25" x 40 (Non-Turbo Diesel)	2
11	05740185	STUD, water pump (Non-Turbo Diesel)	1
11	05741166	STUD, water pump (Turbo Diesel)	2
12	05743940	GASKET, water pump (Gas)	2
13	05743939	PUMP, engine coolant (Gas)	1
14	MS 00090725 67	BOLT, water pump (Gas)	4
NOTE 1: PART OF ENGINE OVERHAUL KIT P/N 05743399			

4-14 COOLING SYSTEM

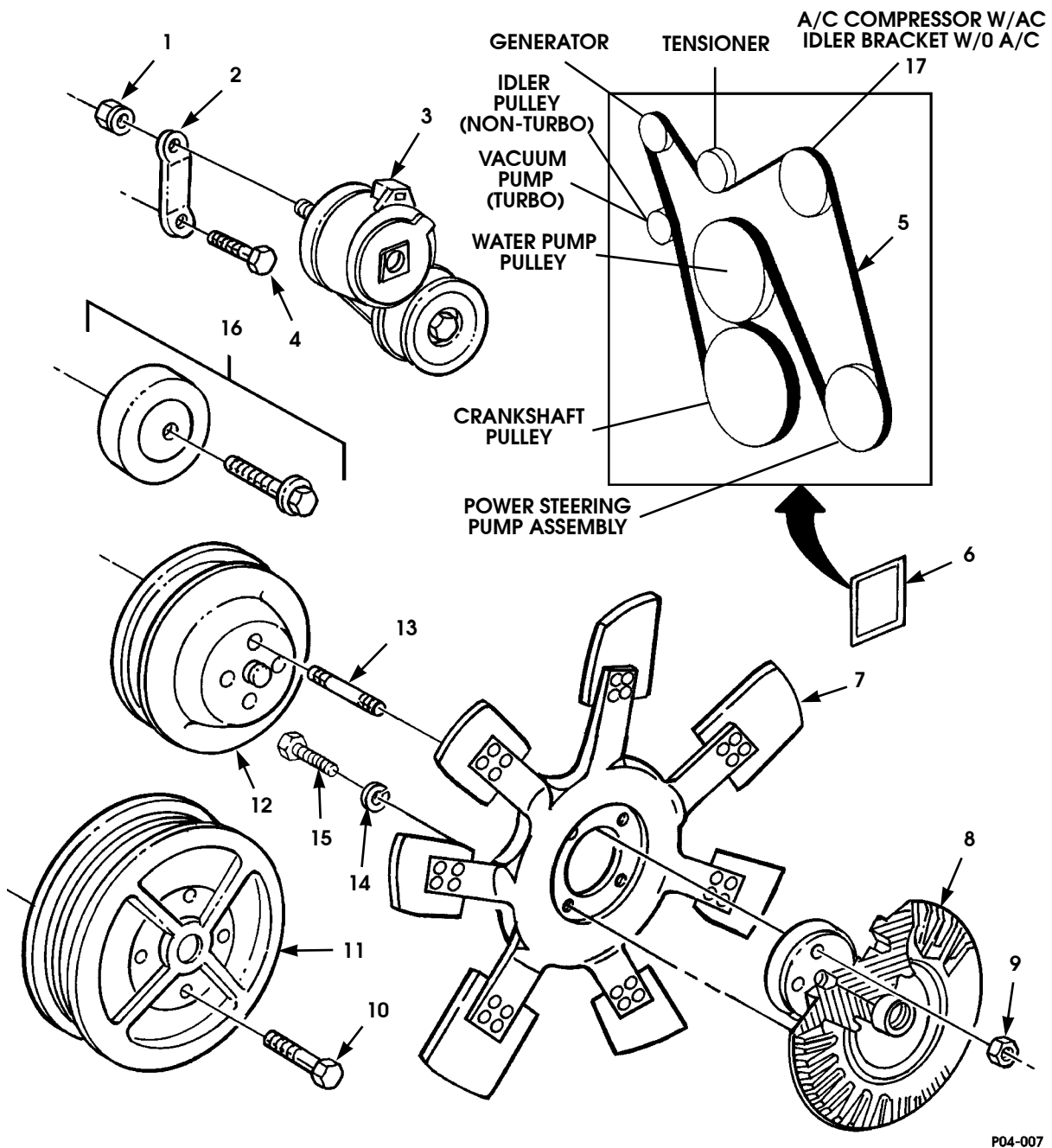


Figure 4-7. Cooling Fan, Fan Clutch, Belt, and Pulleys (Diesel).

1996 HUMMER PARTS CATALOG

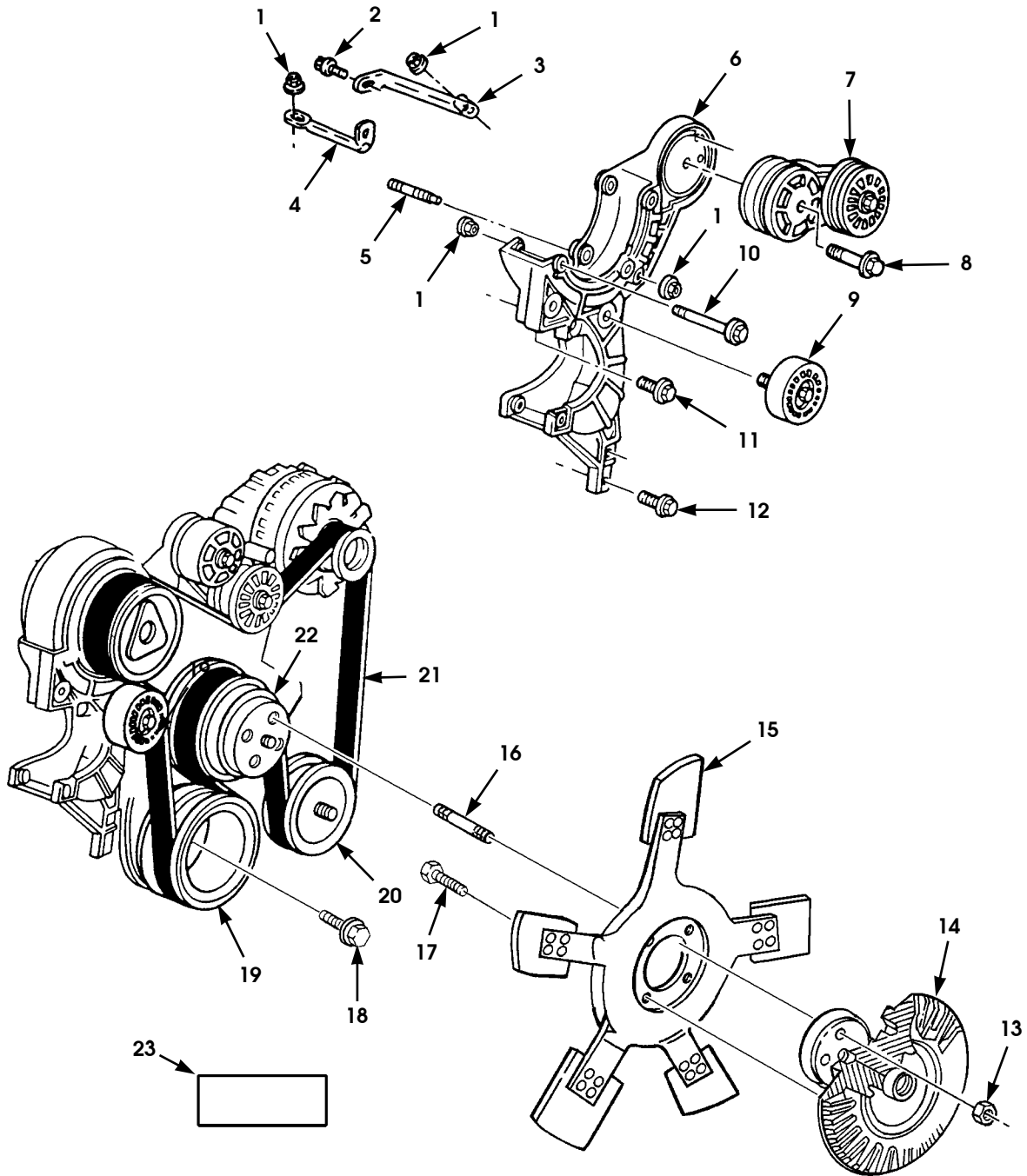
12-31-96

COOLING SYSTEM 4-15

ITEM	PART NUMBER	DESCRIPTION	QTY
		Figure 4-7 COOLING FAN, FAN CLUTCH, BELT, AND PULLEYS (DIESEL)	
1	Ⓔ 11508184	NUT, tensioner brace (Diesel)	1
2	06003047	BRACE, tensioner (Diesel)	1
3	06003051	TENSIONER (Diesel)	1
4	Ⓔ 11508251	BOLT, brace-to-cover M10 x 1.5 x 25 (Diesel)	1
5	06003052	BELT, serpentine (Non-Turbo Diesel)	1
5	06007453	BELT, serpentine (Turbo Diesel)	1
6	06003503	LABEL, belt routing (Non-Turbo Diesel)	1
6	06006813	LABEL, belt routing (Turbo Diesel)	1
7	06003064	FAN, engine cooling (Non-Turbo Diesel)	1
7	06007275	FAN, engine cooling (Turbo Diesel)	1
8	06003082	CLUTCH ASSEMBLY, fan (Non-Turbo Diesel)	1
8	06007274	CLUTCH ASSEMBLY, fan (Turbo Diesel)	1
9	Ⓔ 11508284	NUT, fan-to-clutch (Diesel)	4
10	Ⓔ 11504571	BOLT, M10 x 1.5" x 65 (Diesel)	4
11	06003069	PULLEY, crankshaft (Diesel)	1
12	06003066	PULLEY, water pump (Non-Turbo Diesel)	1
12	06006809	PULLEY, water pump (Turbo Diesel)	1
13	06003063	STUD, fan-to-water pump (Non-Turbo Diesel)	4
14	Ⓔ 11500221	LOCKWASHER (Turbo Diesel)	6
15	06003065	BOLT, fan-to-clutch (Non-Turbo Diesel)	6
★ 15	06007709	BOLT, fan-to-clutch (Turbo Diesel)	6
16	06003045	IDLER ASSEMBLY (Non-Turbo Diesel)	1
16	06006811	IDLER ASSEMBLY w/o A/C (Turbo Diesel)	1
★ 17	06003070	BRACKET & PULLEY ASSEMBLY, w/o A/C	1
★	Ⓔ 11508475	BOLT, M10-1.5 x 40, mounting for bracket & pulley assy. (not illustrated)	3

1996 HUMMER PARTS CATALOG

4-16 COOLING SYSTEM



P04-007.1

Figure 4-8. Cooling Fan, Fan Clutch, Belt, and Pulleys (Gas).

1996 HUMMER PARTS CATALOG

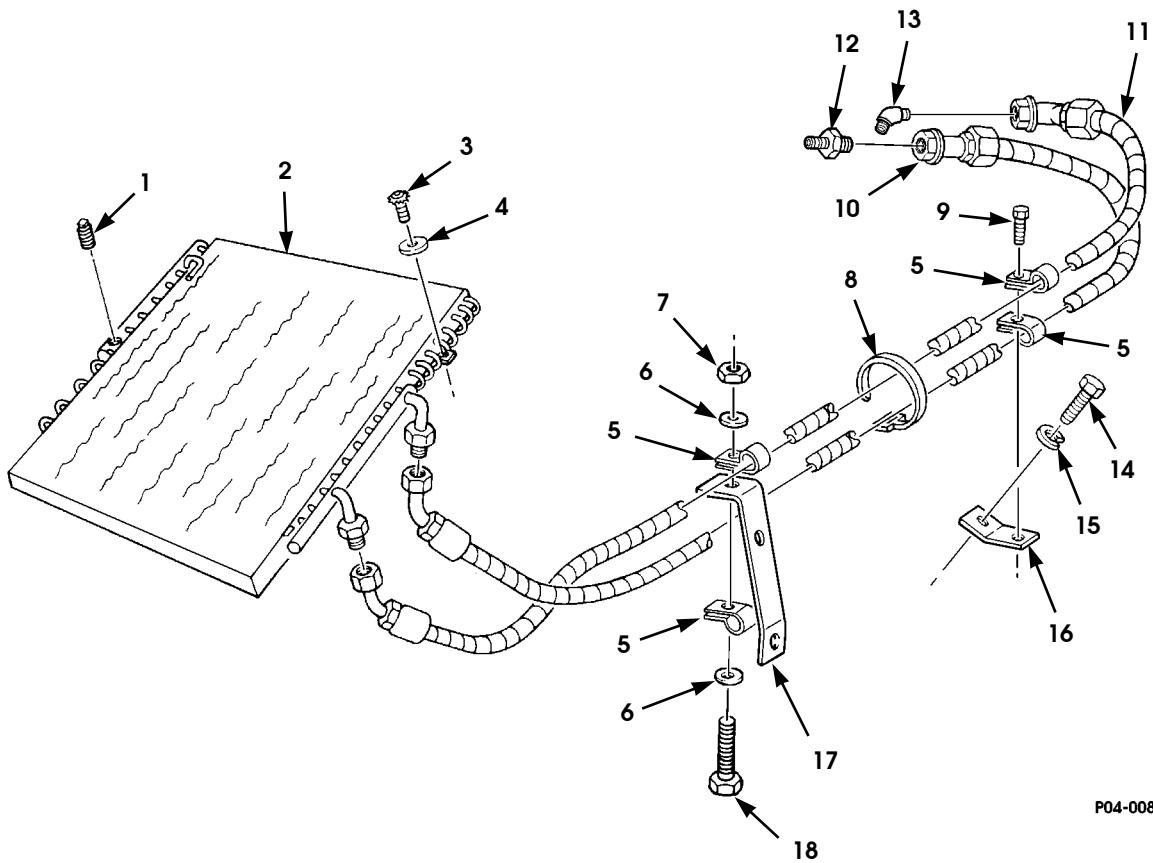
8-15-96

COOLING SYSTEM 4-17

ITEM	PART NUMBER	DESCRIPTION	QTY
		Figure 4-8 COOLING FAN, FAN CLUTCH, BELT, AND PULLEYS (Gas)	
1	06004121	NUT, engine accessory brace 3/8-16 (Gas)	6
2	06004126	BOLT, M10 x 1.5 x 30mm (Gas)	4
3	06004094	BRACE, drive belt tensioner bracket pivot (Gas).	1
4	06004125	BRACE, drive belt tensioner (Gas).	1
5	06004130	STUD, tensioner bracket (Gas)	1
6	06004127	BRACKET, drive belt tensioner (Gas)	1
7	06004123	TENSIONER, drive belt (Gas).	1
8	06004124	BOLT, M12 x 1.75" x 36mm (Gas)	4
9	06004092	PULLEY, belt idler (Gas)	1
10	06004120	BOLT, idler bracket (Gas)	2
11	06004129	BOLT, tensioner bracket 3/8-16 x 3" (Gas).	1
12	06004128	BOLT, 3/8"-16 x 1" (Gas)	3
13	G 11508284	NUT, fan-to-clutch (Gas).	4
14	06004284	CLUTCH ASSEMBLY, fan (Gas).	1
15	06004283	FAN, engine cooling (Gas).	1
16	06003063	STUD, fan-to-water pump (Gas)	4
17	06004959	BOLT, fan-to-clutch M10 x 1.5 x 18 (Gas)	4
18	06004117	BOLT, crankshaft pulley 3/8-24 x 1" (Gas).	3
19	06004116	PULLEY, crankshaft (Gas)	1
★ 20	06004158	PULLEY, power steering pump (Gas).	1
21	06004122	BELT, generator, fan, water pump, (Gas).	1
22	06004118	PULLEY, fan and water pump (Gas)	1
23	06004089	LABEL, belt routing (Gas)	1

1996 HUMMER PARTS CATALOG

4-18 COOLING SYSTEM



P04-008.1

Figure 4-8. Engine and Transmission Oil Cooler and Engine Oil Cooler Lines.

1996 HUMMER PARTS CATALOG

12-31-96

COOLING SYSTEM 4-19

ITEM	PART NUMBER	DESCRIPTION	QTY
		Figure 4-8 ENGINE AND TRANSMISSION OIL COOLER AND ENGINE OIL COOLER LINES	
1	MS 00049005 4	PLUG, pipe, oil cooler	2
2	12340185	COOLER, engine and transmission oil.	1
3	05741099	BOLT, 5/16"-18 x 5/16"	4
4	MS 00027183 12	WASHER, flat, .344"	4
5	12340571 2	CLAMP, closed dipped	4
6	G 02436161 P2	WASHER, flat, 1/4"	2
7	MS 00051943 31	LOCKNUT, 1/4"-20	1
8	MS 00003367 3-9	STRAP, tiedown, oil cooler hose	1
9	MS 00051851 85	SCREW, oil cooler hose clamp	1
10	12339411 2	HOSE, oil cooler inlet (Diesel)	1
10	06005127	HOSE, oil cooler inlet (Gas)	1
11	12339411 1	HOSE, oil cooler outlet (Non-Turbo Diesel)	1
11	06007451	HOSE, oil cooler outlet (Turbo Diesel)	1
11	06005128	HOSE, oil cooler outlet (Gas)	1
12	12338778	ADAPTER, pipe (Gas and Non-Turbo Diesel)	1
12	06007432	ELBOW, 90 degrees, 1/2" to 7/8" flare (Turbo Diesel) . .	1
13	10 6-070202 C	ELBOW, 90 degree, 37 degree flange (Gas and Non-Turbo Diesel)	1
13	06007433	CONNECTOR, 1/2" to 7/8" flare (Turbo Diesel)	1
14	G 00172482	SCREW, st, 3/8"-16 x .75"	1
15	MS 00035338 46	LOCKWASHER, 3/8"	1
16	12338777	BRACKET, oil cooler hose clamp	1
17	12338779	BRACKET, oil cooler hose clamp	1
18	MS 00090725 9	SCREW, 1/4"-20 x 1.13"	1
* 19	06003070	BRACKET & PULLEY ASSEMBLY, w/o A/C	1
* 19	G 11508475	BOLT, M10-1.5 X 40, mounting for bracket & pulley assy. (not illustrated)	3

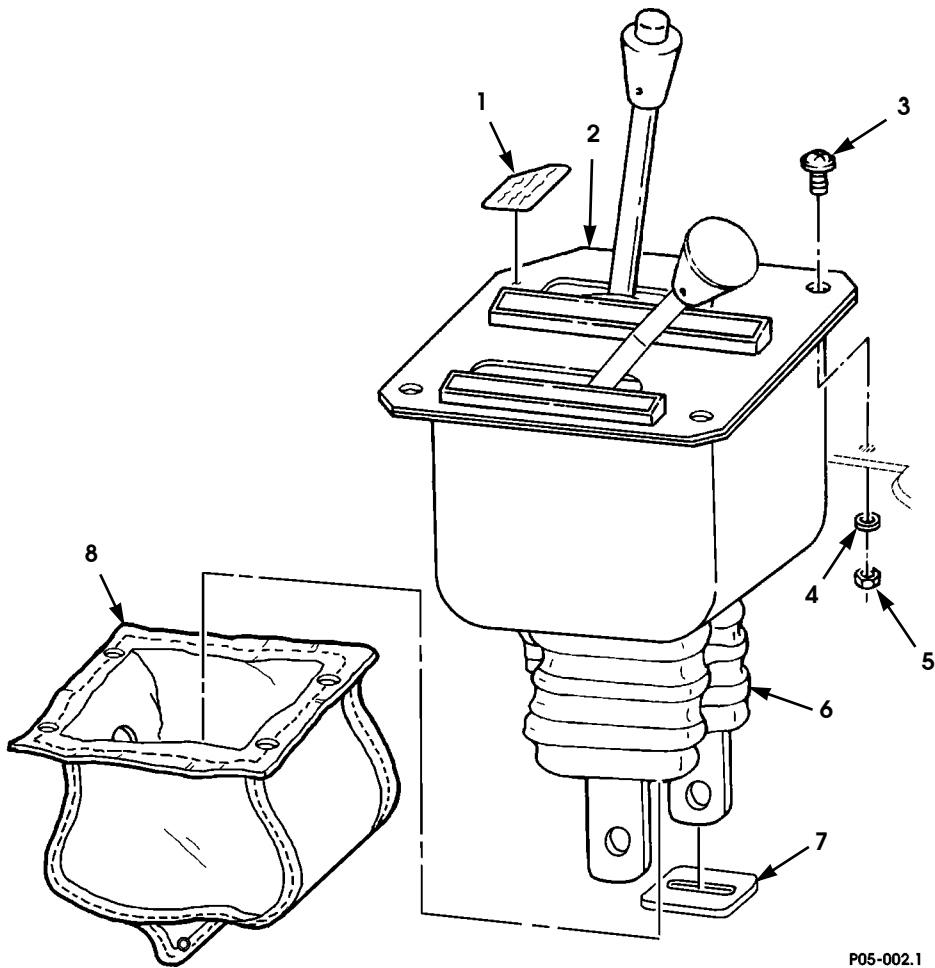
TRANSMISSION/TRANSFER CASE/PROPELLER SHAFTS 5-1

Section 5

TRANSMISSION/TRANSFER CASE/PROPELLER SHAFTS

TITLE	PAGE NUMBER
Transmission, Transfer Case Control Assembly, and Shift Rod	5-2
Transmission Shift Control and Neutral Start Switch	5-4
Transmission Shift Lever, Shift Bracket, and Rod	5-6
Torque Converter	5-8
Transmission Mounting Hardware, Fluid Dipstick, and Tube Assembly	5-10
Transmission, Filter, and Sensors	5-12
Control Valve and Related Parts	5-14
Transmission Wiring Harness	5-16
Parking Lock System	5-18
Transmission Vent Lines and Attaching Hardware	5-20
Transmission/Transfer Case Cooling Lines	5-22
Transfer Case Assembly	5-24
Transfer Case Assembly, Front Half	5-26
Transfer Case Assembly, Rear Half	5-28
Transfer Case Oil Cooler Assembly	5-32
Transfer Case Shift Mechanisms	5-34
Transfer Case Shift Controls	5-36
Transfer Case Vent Line and Related Parts	5-38
Propeller Shafts	5-40

5-2 TRANSMISSION/TRANSFER CASE/PROPELLER SHAFTS



P05-002.1

Figure 5-1. Transmission, Transfer Case Control Assembly, and Shift Rod.

1996 HUMMER PARTS CATALOG

8-15-96

TRANSMISSION/TRANSFER CASE/PROPELLER SHAFTS 5-3

ITEM	PART NUMBER	DESCRIPTION	QTY
		Figure 5-1 TRANSMISSION,TRANSFER CASE CONTROL ASSEMBLY, AND SHIFT ROD	
★ 1	06008037	DECAL,shift instruction (English).....	1
★ 1	06008038	DECAL,shift instruction (French).....	1
★ 1	06008039	DECAL,shift instruction (Arabic).....	1
2	06007498	CONTROL ASSEMBLY,transmission and transfer case .	1
3	MS 00016997 61	SCREW,control assembly, 1/4"-20 x .875.....	3
4	G 02436161	WASHER,control assembly, 1/4".....	3
5	MS 00051943 31	LOCKNUT,control assembly, 1/4"-20.....	3
6	06007499	BOOT,shift control, silicone.....	2
7	06006994	BOOT PROTECTOR.....	2
★ 8	06007457	COVER,shifter boot.....	1

AM General Corporation

1996 HUMMER PARTS CATALOG

5-4 TRANSMISSION/TRANSFER CASE/PROPELLER SHAFTS

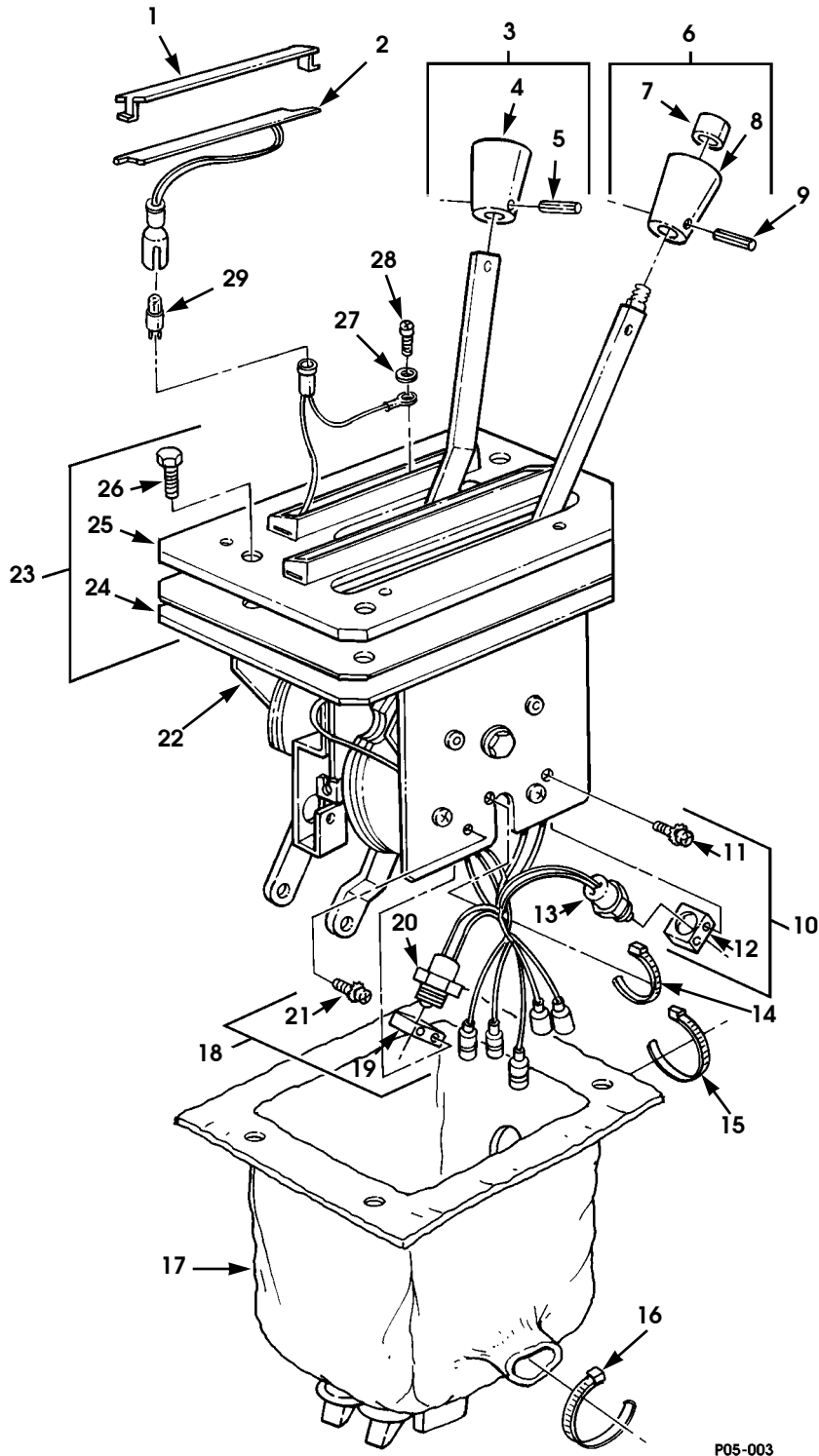


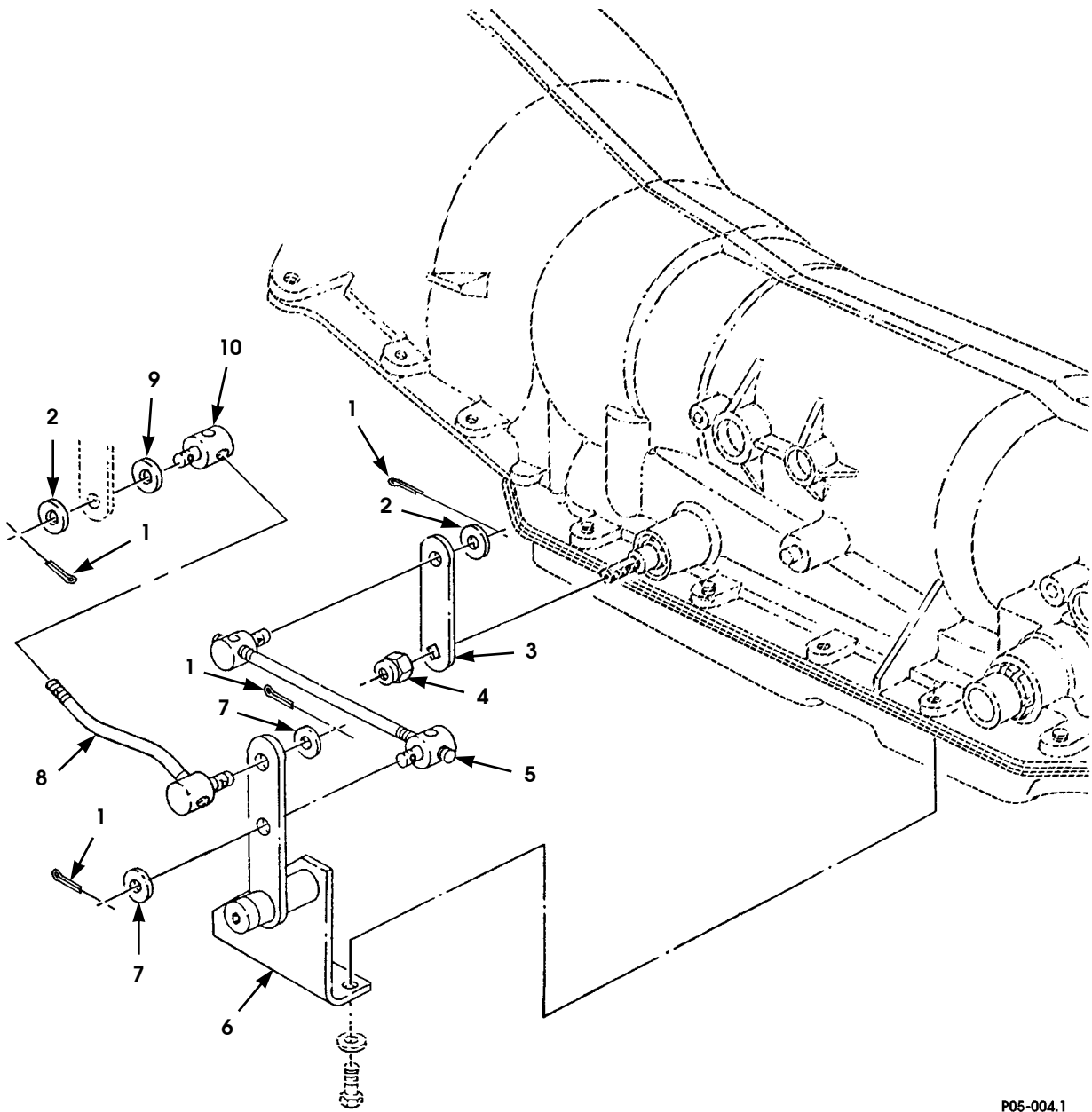
Figure 5-2. Transmission Shift Control and Neutral Start Switch

1996 HUMMER PARTS CATALOG

TRANSMISSION/TRANSFER CASE/PROPELLER SHAFTS 5-5

ITEM	PART NUMBER	DESCRIPTION	QTY
		Figure 5-2 TRANSMISSION SHIFT CONTROL AND NEUTRAL START SWITCH	
1	05743154	LENS, transmission	1
1	05743155	LENS, transfer case	1
2	05744277	FIBEROPTICS, transmission.	1
2	05742980	FIBEROPTICS, transfer case.	1
3	05743156	KNOB KIT, transfer case.	1
4	S.I.K.	•KNOB, transfer shift	1
5	S.I.K.	•SPRING PIN	1
6	05743157	PUSH BUTTON KNOB KIT, transmission.	1
7	S.I.K.	•RELEASE BUTTON, transmission handle	1
8	S.I.K.	•KNOB, transmission handle	1
9	S.I.K.	•SPRING PIN	1
10	05743158	SWITCH SET, neutral	1
11	S.I.K.	•SCREW-ASSEMBLED WASHER	2
12	S.I.K.	•NUT, neutral switch	1
13	S.I.K.	•NEUTRAL SWITCH.	1
14	MS 00003367 4-2	TIEDOWN STRAP, 2.72"	2
15	MS 00003367 7-0	TIEDOWN STRAP, .192" x 10.2"	1
16	MS 00003367 1-9	TIEDOWN STRAP, 3/16" x 7.25"	1
17	06007499	BOOT, shifter control	1
18	05743159	SWITCH SET, reverse.	1
19	S.I.K.	•NUT, reverse switch	1
20	S.I.K.	•REVERSE SWITCH	1
21	S.I.K.	•SCREW-ASSEMBLED WASHER	2
22	NPN	HOUSING	1
23	05743160	COVER PLATE SEAL KIT	1
24	S.I.K.	•COVER SEAL	1
25	S.I.K.	•COVER PLATE.	1
26	S.I.K.	•SCREW	4
27	N/S	WASHER	1
28	N/S	SCREW	1
29	N/S	BULB, indicator, trade # OL-6426BP	1

5-6 TRANSMISSION/TRANSFER CASE/PROPELLER SHAFTS



P05-004.1

Figure 5-3 Transmission Shift Lever, Shift Bracket, and Rod.

1996 HUMMER PARTS CATALOG

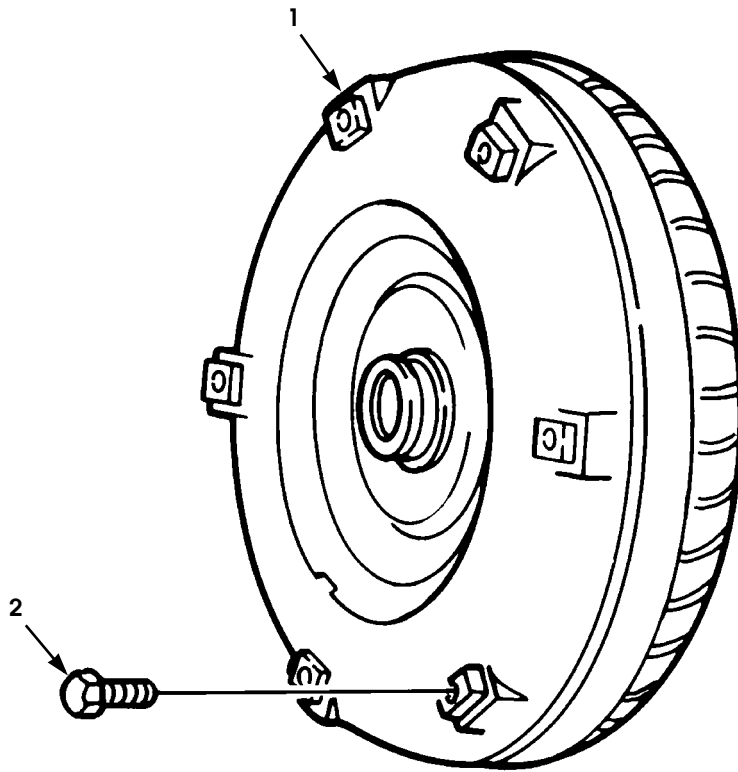
12-31-96

TRANSMISSION/TRANSFER CASE/PROPELLER SHAFTS 5-7

ITEM	PART NUMBER	DESCRIPTION	QTY
		Figure 5-3 TRANSMISSION SHIFT LEVER, SHIFT BRACKET, AND ROD	
★ 1	MS 00024665 283	COTTER PIN, 3/32" x 3/4"	5
2	AN 00000960 616L	WASHER, flat, 3/8"	2
3	12447176	LEVER, transmission shift arm	1
4	G 11506091	NUT, M10-1.5.	1
5	12447178	ROD ASSEMBLY, bracket-to-transmission.	1
6	12447182	BRACKET, transmission shift lever	1
7	AN 00000960 616	WASHER, flat, 3/8"	2
8	12460146	ROD, transmission to shifter	1
★ 9	12340257 3	WASHER, wave, 3/8"	1
★ 10	12338442 2	TRUNNION, shift control, transmission	1

1996 HUMMER PARTS CATALOG

5-8 TRANSMISSION/TRANSFER CASE/PROPELLER SHAFTS



P05-005

Figure 5-4 Torque Converter.

1996 HUMMER PARTS CATALOG

12-31-96

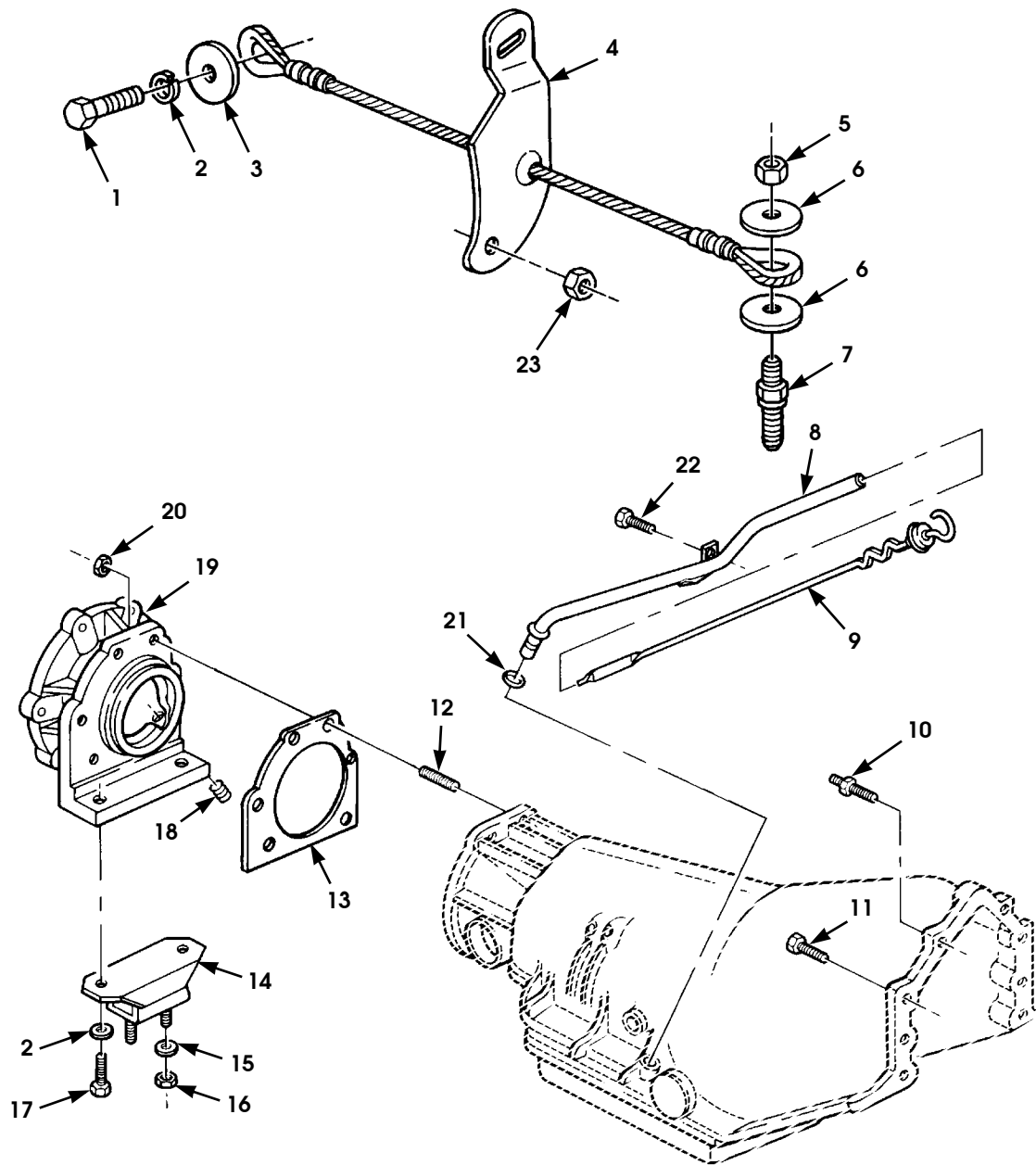
TRANSMISSION/TRANSFER CASE/PROPELLER SHAFTS 5-9

ITEM	PART NUMBER	DESCRIPTION	QTY
★ 1 2	05714957 12340514	Figure 5-4 TORQUE CONVERTER (Diesel and Gas) TORQUE CONVERTER, transmission (remanufactured) SCREW, converter to flywheel, M10 - 1.5" x 15	1 6

AM General Corporation

1996 HUMMER PARTS CATALOG

5-10 TRANSMISSION/TRANSFER CASE/PROPELLER SHAFTS



P05-006

Figure 5-5 Transmission Mounting Hardware, Fluid Dipstick, and Tube Assembly.

1996 HUMMER PARTS CATALOG

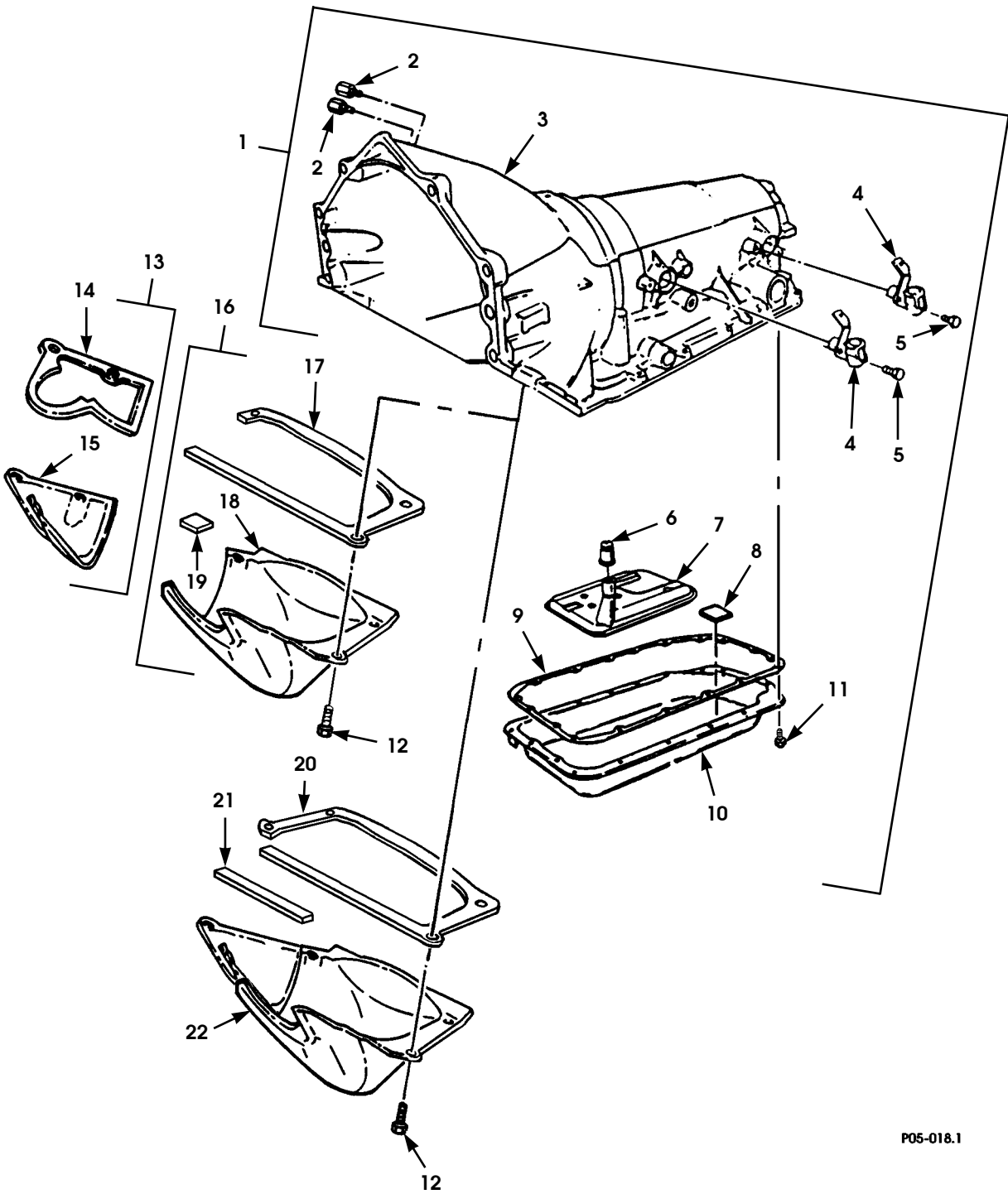
12-31-96

TRANSMISSION/TRANSFER CASE/PROPELLER SHAFTS 5-11

ITEM	PART NUMBER	DESCRIPTION	QTY
		Figure 5-5 TRANSMISSION MOUNTING HARDWARE, FLUID DIPSTICK, AND TUBE ASSEMBLY	
1	MS 00090728 114	BOLT, guide cable, 1/2"-13 x 1.75"	1
2	MS 00035338 48	LOCKWASHER, 1/2"	3
3	G 09428839	WASHER, guide cable, 9/16"	1
4	12447180	CABLE ASSEMBLY, transfer case guide	1
5	G 09422299	NUT, guide cable, 7/16"-14	1
6	12340058	WASHER, hardened, guide cable	2
7	12447177	STUD, special	1
8	06005610 B2	TUBE, transmission oil dipstick (Non-Turbo and Gas) . .	1
* 8	RCSK1732 8	TUBE, transmission oil dipstick (Turbo)	1
9	06007924	DIPSTICK, transmission oil level (Non-Turbo and Gas) .	1
9	06007925	DIPSTICK, transmission oil level (Turbo)	1
10	06002942	STUD, transmission to engine	1
11	MS 00090725 63	SCREW, transmission to engine, 3/8"-16 x 1.28"	4
12	12339518	STUD, adapter	6
13	05742566	GASKET, case to extension.	1
14	12339178	MOUNT, resilient, transmission, rear	1
15	G 02436163	WASHER, flat, 3/8", transmission mount to crossmember	2
16	MS 00051943 35	LOCKNUT, 3/8"-16, transmission mount to crossmember	2
17	MS 00090725 110	SCREW, 1/2"-13 x 1.25", transmission mount to adapter	2
18	G 00444689	DRAINPLUG, transmission	1
19	12447175	ADAPTER, transmission	1
20	MS 00051988 8	LOCKNUT, adapter, p.t. flanged	6
21	06002996	SEAL, O-ring, dipstick tube	1
22	G 11503451	SCREW, dipstick tube, flanged hex	1
23	G 11501033	LOCKNUT, transfer case guide	1

1996 HUMMER PARTS CATALOG

5-12 TRANSMISSION/TRANSFER CASE/PROPELLER SHAFTS



P05-018.1

Figure 5-6. Transmission, Filter and Sensors.

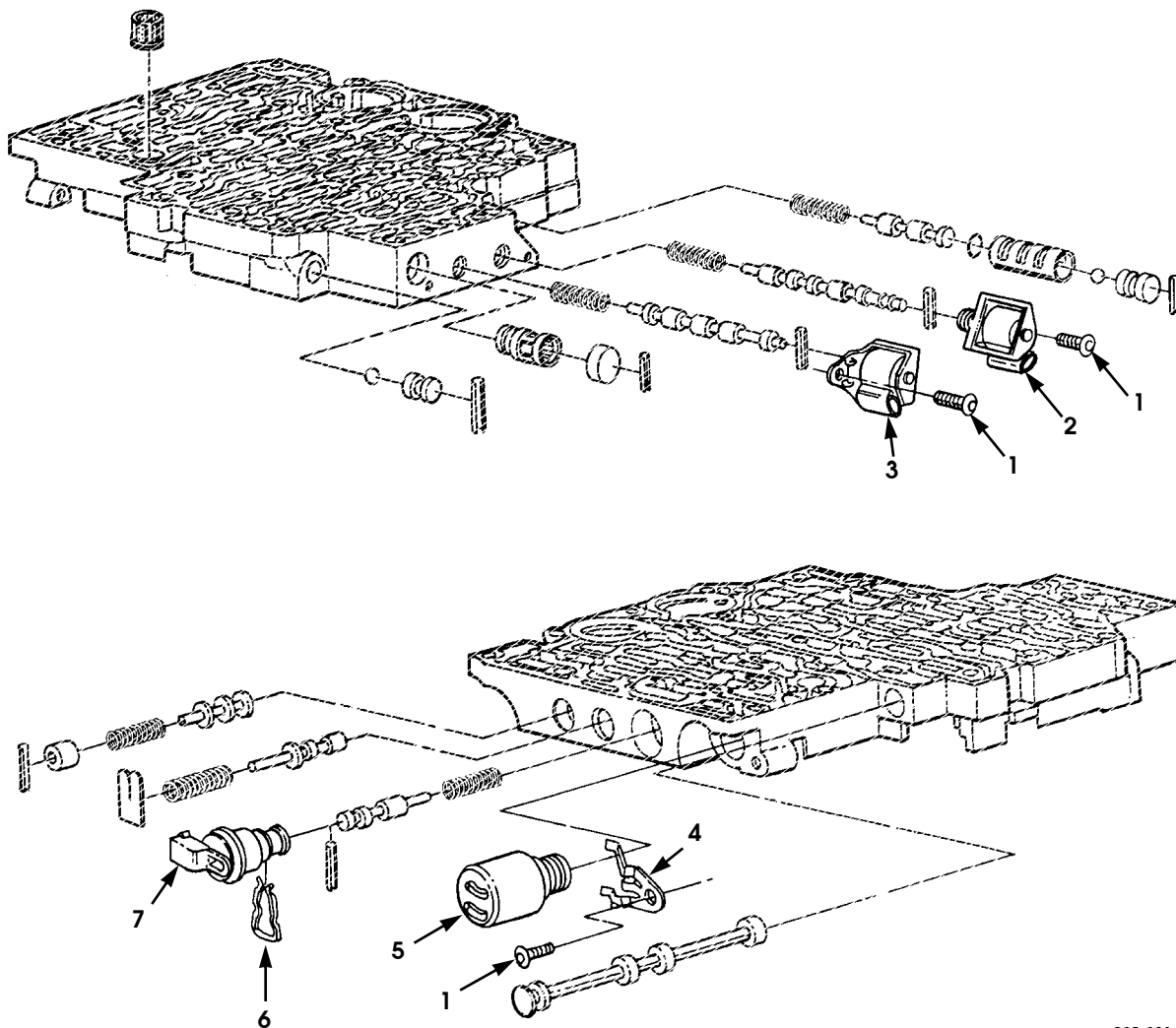
1996 HUMMER PARTS CATALOG

TRANSMISSION/TRANSFER CASE/PROPELLER SHAFTS 5-13

ITEM	PART NUMBER	DESCRIPTION	QTY
		Figure 5-6 TRANSMISSION, FILTER, AND SENSORS (Diesel and Gas)	
1	06006759	TRANSMISSION, w/ torque converter, 4L80E (Diesel) . .	1
1	06003956	TRANSMISSION, w/ torque converter, 4L80E (Gas) . . .	1
2	05744087	•CONNECTOR, transmission.	2
3	N/S	•CASE.	1
4	05743516	•SENSOR ASSEMBLY	2
5	G 11514308	•BOLT, speed sensor	2
6	05743312	•SEAL, filter neck	1
7	05743311	•FILTER ASSEMBLY	1
8	05744092	•MAGNET, chip collector.	1
9	05743310	•SEAL, transmission oil pan.	1
10	05743313	•OIL PAN ASSEMBLY	1
11	05744077	•BOLT, oil pan	17
12	G 11503451	SCREW, converter access cover to transmission	6
13	12342107	COVER ASSEMBLY (Diesel)	1
14	12342105	•GASKET, cover assembly (Diesel)	1
15	12342107 1	•COVER ASSEMBLY (Diesel)	1
16	12460094	COVER ASSEMBLY, transmission (Diesel)	1
17	12460095	•GASKET, torque converter cover (Diesel).	1
18	N/S	•COVER, torque converter (Diesel)	1
19	N/S	•TAB, torque converter cover (Diesel)	1
20	06005931	GASKET, torque converter (Gas)	1
21	06006233	GASKET, torque converter cover (Gas)	1
22	06005129	COVER ASSEMBLY, transmission converter (Gas)	1

1996 HUMMER PARTS CATALOG

5-14 TRANSMISSION/TRANSFER CASE/PROPELLER SHAFTS



P05-008A

Figure 5-7 Control Valve and Related Parts.

1996 HUMMER PARTS CATALOG

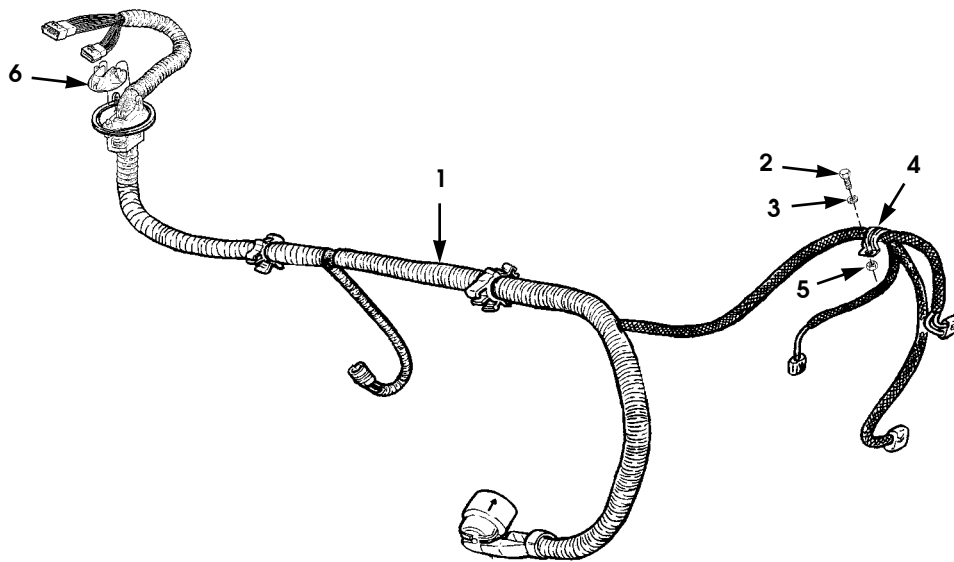
12-31-96

TRANSMISSION/TRANSFER CASE/PROPELLER SHAFTS 5-15

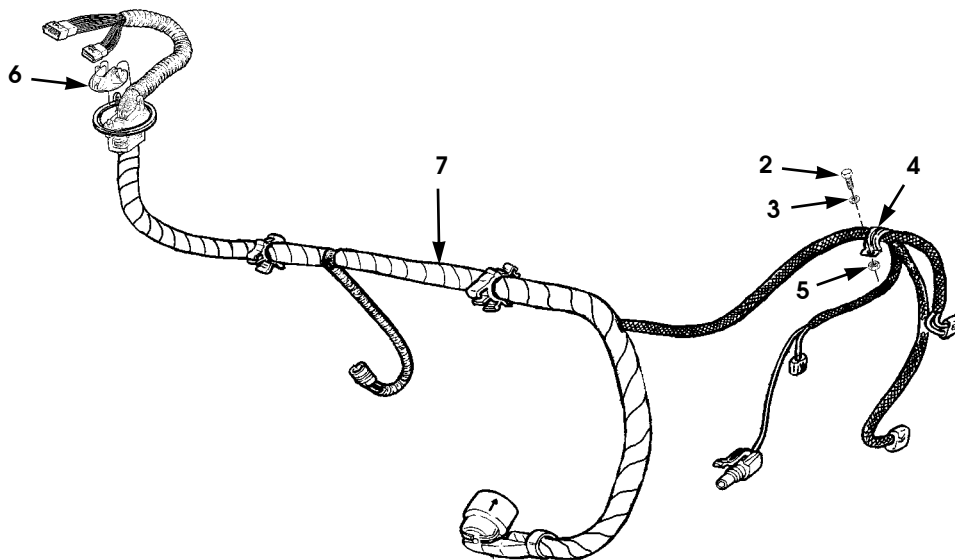
ITEM	PART NUMBER	DESCRIPTION	QTY
		Figure 5-7 CONTROL VALVE AND RELATED PARTS	
1	05744115	BOLT,solenoid	3
★ 2	05714926	SOLENOID, shift 2-3	1
★ 3	05714925	SOLENOID, shift 1-2	1
4	05714354	CLAMP,pressure control solenoid	1
5	05743515	SOLENOID, pressure control	1
6	05744095	CLIP,solenoid	1
7	05744093	SOLENOID ASSEMBLY,torque converter clutch	

1996 HUMMER PARTS CATALOG

5-16 TRANSMISSION/TRANSFER CASE/PROPELLER SHAFTS



P05-021



P05-022

Figure 5-8 Transmission Wiring Harness.

1996 HUMMER PARTS CATALOG

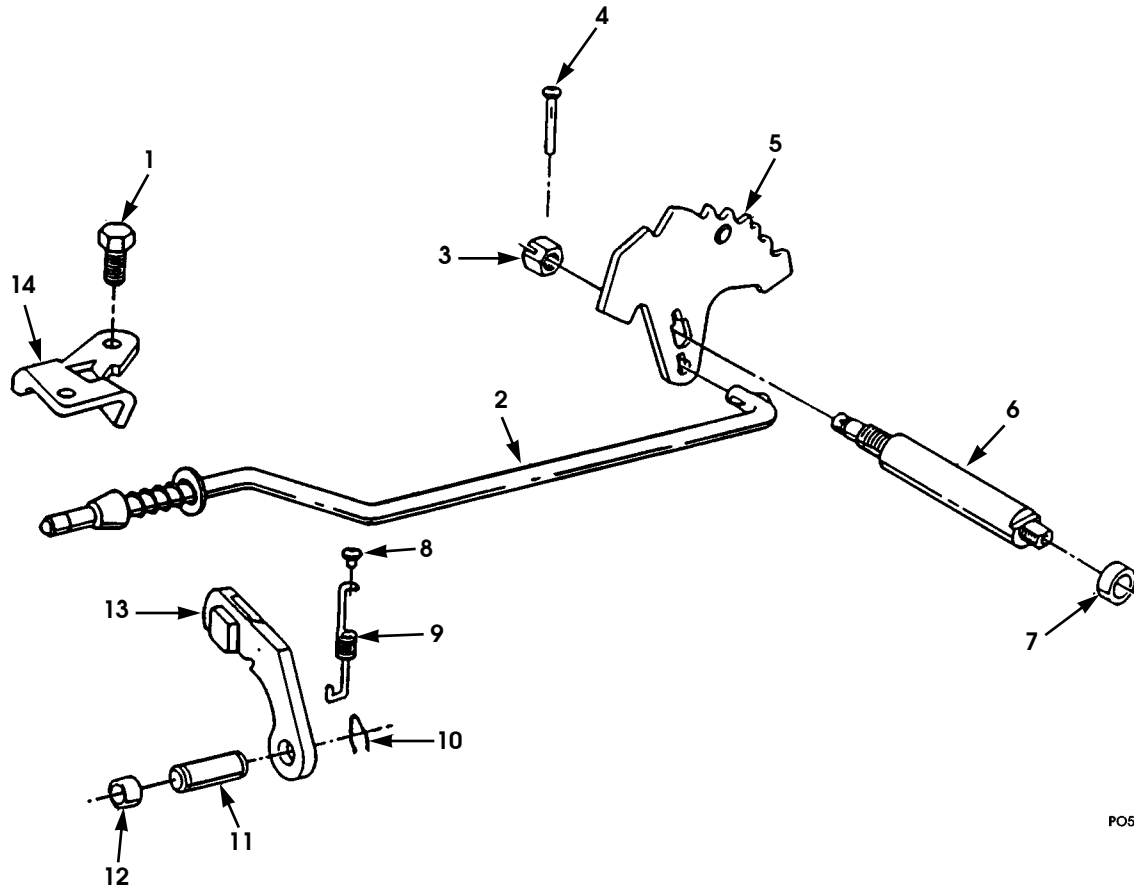
12-31-96

TRANSMISSION/TRANSFER CASE/PROPELLER SHAFTS 5-17

ITEM	PART NUMBER	DESCRIPTION	QTY
		Figure 5-8 TRANSMISSION WIRING HARNESS	
1	06007059	HARNESS ASSEMBLY, transmission (Non-Turbo Diesel) .	1
1	06006760	HARNESS ASSEMBLY, transmission (Turbo Diesel).	1
2	MS 00090728 32	BOLT, 5/16"-18 x 0.75	1
3	G 02436162	WASHER, flat, 5/16"	1
4	MS 00021333 112	CLAMP, cushioned	1
5	MS 00051943 33	NUT, hex, 5/16"-18	1
* 6	06003033	CLIP, hard shell grommet	1
7	06007060	HARNESS ASSEMBLY, transmission (Gas)	1

1996 HUMMER PARTS CATALOG

5-18 TRANSMISSION/TRANSFER CASE/PROPELLER SHAFTS



PO5-019

Figure 5-9 Parking Lock System.

1996 HUMMER PARTS CATALOG

TRANSMISSION/TRANSFER CASE/PROPELLER SHAFTS 5-19

ITEM	PART NUMBER	DESCRIPTION	QTY
		Figure 5-9 PARKING LOCK SYSTEM	
1	G 11500713	BOLT, M8 x 1.25" x 20	2
2	05744105	ACTUATOR ASSEMBLY	1
3	05744076	NUT, hex	1
4	05744122	PIN	1
5	05743374	LEVER AND PIN, inside detent	1
6	05743373	SHAFT, manual	1
7	05740322	SEAL ASSEMBLY	1
8	05744110	STUD	1
9	05744108	SPRING, retaining	1
10	G 00148148	RETAINER, spring type	1
11	05742593	SHAFT, lock	1
12	05740320	PLUG, expansion	1
13	05744106	PAWL, parking lock	1
14	05744103	BRACKET, parking lock	1

1996 HUMMER PARTS CATALOG

5-20 TRANSMISSION/TRANSFER CASE/PROPELLER SHAFTS

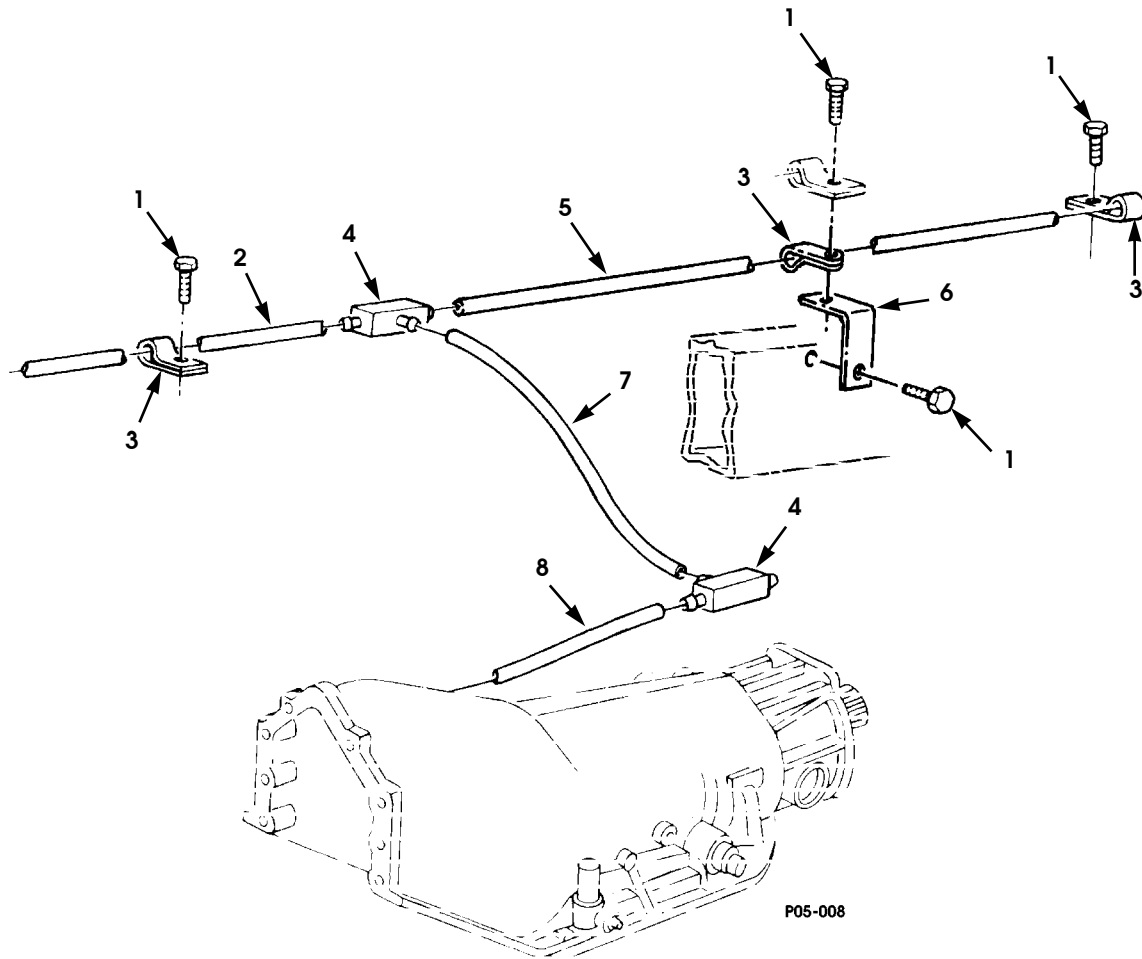


Figure 5-10 Transmission Vent Lines and Attaching Hardware.

1996 HUMMER PARTS CATALOG

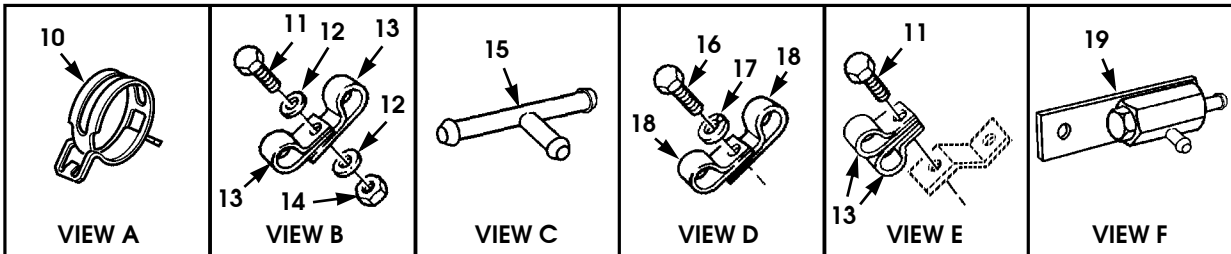
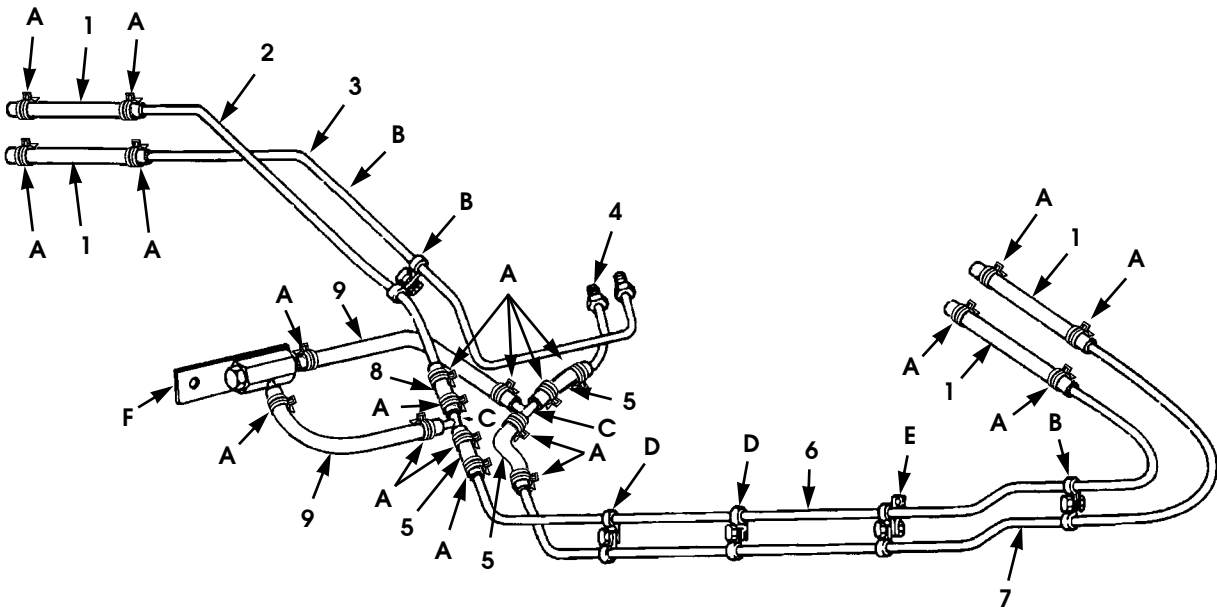
TRANSMISSION/TRANSFER CASE/PROPELLER SHAFTS 5-21

ITEM	PART NUMBER	DESCRIPTION	QTY
		Figure 5-10 TRANSMISSION VENT LINES AND ATTACHING HARDWARE	
1	G 00271153	BOLT, transmission vent line clamp, 3/8"-16 x 5/8"	4
2	N/S	VENT LINE TUBE, 41-inch, SEE NOTE 1	1
3	MS 00021333 119	CLAMP, transmission vent line.	3
4	12339973 1	TEE, transmission vent line, union	2
5	N/S	VENT LINE TUBE, 64-inch, SEE NOTE 1	1
6	12338663	BRACKET, vent line tube mounting	1
7	N/S	VENT LINE TUBE, 11-inch, SEE NOTE 1	1
8	N/S	VENT LINE TUBE, 11-inch, SEE NOTE 1	1
NOTE 1: MAKE FROM BULK NYLON TUBE P/N 05741079 3/16" x 250' ROLL			

12-31-96

1996 HUMMER PARTS CATALOG

5-22 TRANSMISSION/TRANSFER CASE/PROPELLER SHAFTS



P05-009

Figure 5-11 Transmission/Transfer Case Cooling Lines.

1996 HUMMER PARTS CATALOG

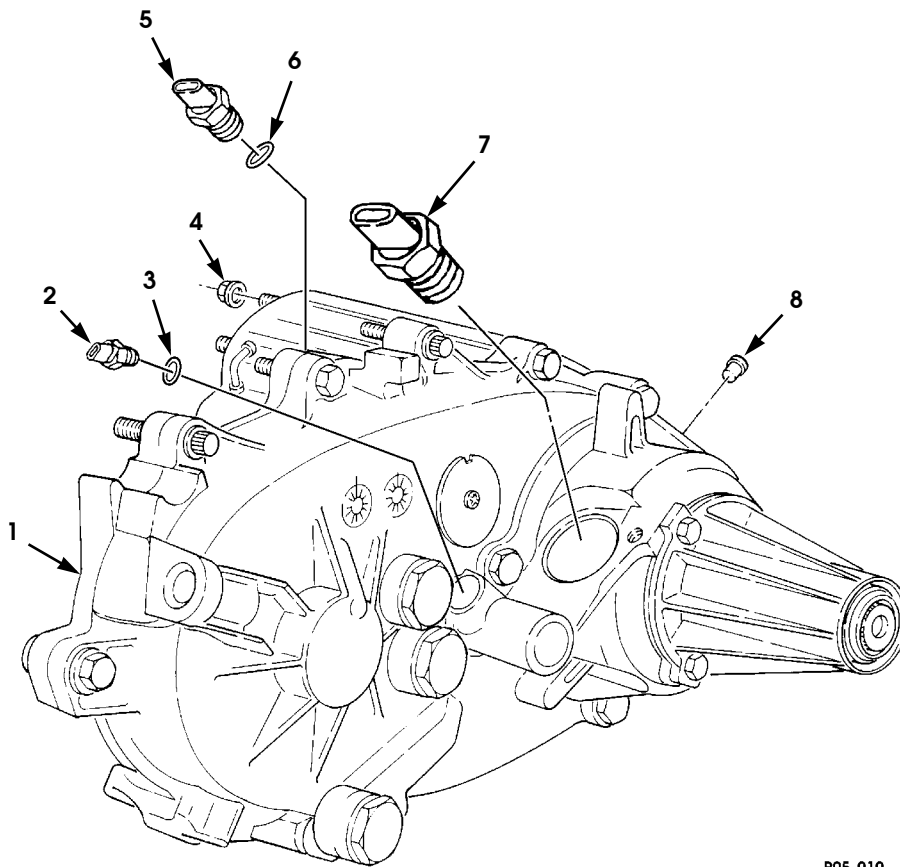
12-31-96

TRANSMISSION/TRANSFER CASE/PROPELLER SHAFTS 5-23

ITEM	PART NUMBER	DESCRIPTION	QTY
		Figure 5-11 TRANSMISSION/TRANSFER CASE COOLING LINES	
1	N/S	HOSE, 3-inch, cooling lines, SEE NOTE 1	4
2	12338333	TUBE, transfer case to cooler, rear	1
3	12447075	TUBE, transfer case to transmission	1
4	12447074	TUBE, transmission to cooler, rear	1
5	N/S	HOSE, 4-inch, transmission line to cooling line, SEE NOTE 1	3
6	12447075	TUBE, transfer case to cooler, front	1
7	12447074	TUBE, transmission to cooler, front	1
8	N/S	HOSE, 4-inch, transfer case line to cooling line, SEE NOTE 1	1
9	12338330 2	HOSE, 10-inch, tee-to-bypass valve, NOTE 1	2
* 10	06008528	CLAMP, cooling lines, hose	20
11	MS 00051871 1	SCREW, cooling line clamps, flanged hex	4
12	G 02436161 P2	WASHER, flat, cooling line clamps	6
13	MS 00021333 100	CLAMP, loop, cooling lines	8
14	MS 00051943 31	LOCKNUT, cooling line clamps	3
15	12443077	TEE, bypass valve	2
16	G 00172482	SCREW, cooling line clamps, 3/8"-16 x 0.75"	2
17	MS 00035338 46	LOCKWASHER, cooling line clamps, 3/8"	2
18	MS 00021333 121	CLAMP, cooling lines	4
19	12447076	VALVE, bypass, transmission oil	1
		NOTE 1: MAKE FROM BULK HOSE P/N 05741209, 3/8" x 25' ROLL	

1996 HUMMER PARTS CATALOG

5-24 TRANSMISSION/TRANSFER CASE/PROPELLER SHAFTS



P05-010

Figure 5-12 Transfer Case Assembly.

1996 HUMMER PARTS CATALOG

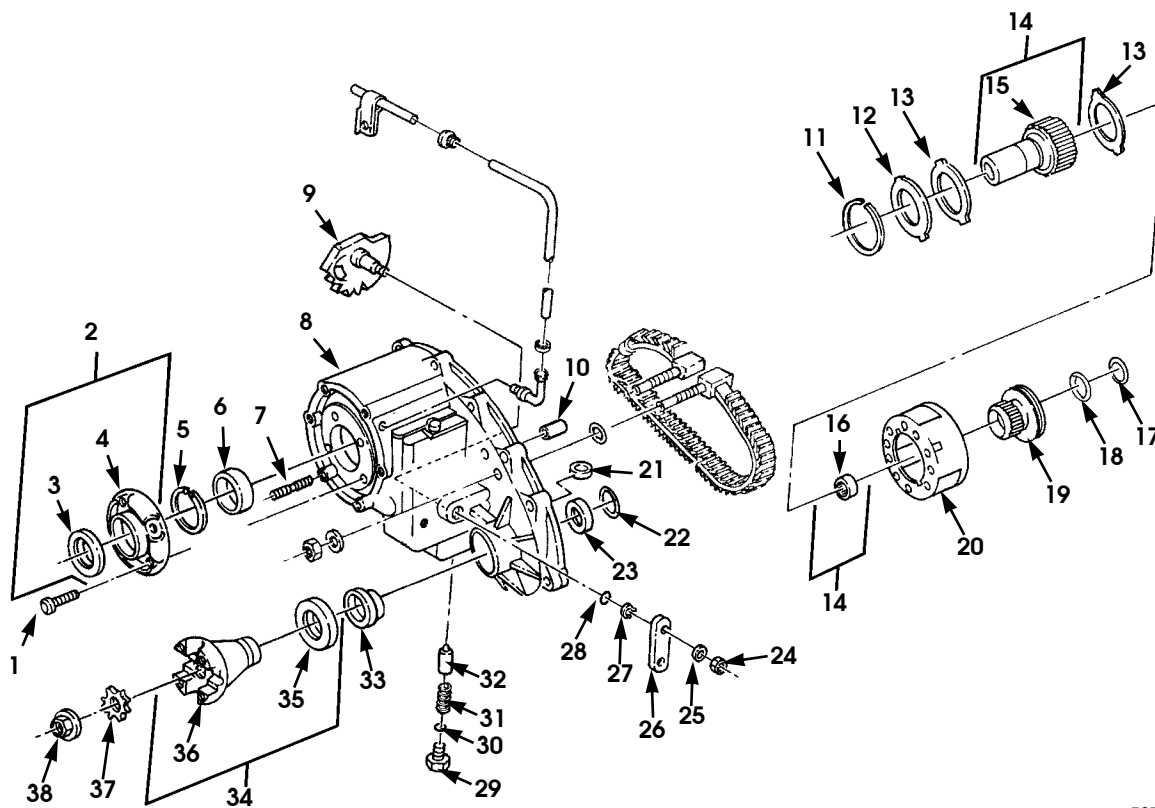
12-31-96

TRANSMISSION/TRANSFER CASE/PROPELLER SHAFTS 5-25

ITEM	PART NUMBER	DESCRIPTION	QTY
		Figure 5-12 TRANSFER CASE ASSEMBLY	
★ 1	06008833	TRANSFER CASE ASSEMBLY	1
2	05938686	SWITCH, transfer indicator, 12 volt	1
3	05742291	SEAL, O-ring	1
4	MS 00051988 8	LOCKNUT, transfer case, p.t. flanged	6
5	05743511	SWITCH, transfer case range	1
6	05938687	SEAL, O-ring	1
7	05743510	SWITCH, speed sensor	1
8	05938682	DUST PLUG, transfer case	1

1996 HUMMER PARTS CATALOG

5-26 TRANSMISSION/TRANSFER CASE/PROPELLER SHAFTS



P05-011

Figure 5-13 Transfer Case Assembly, Front Half.

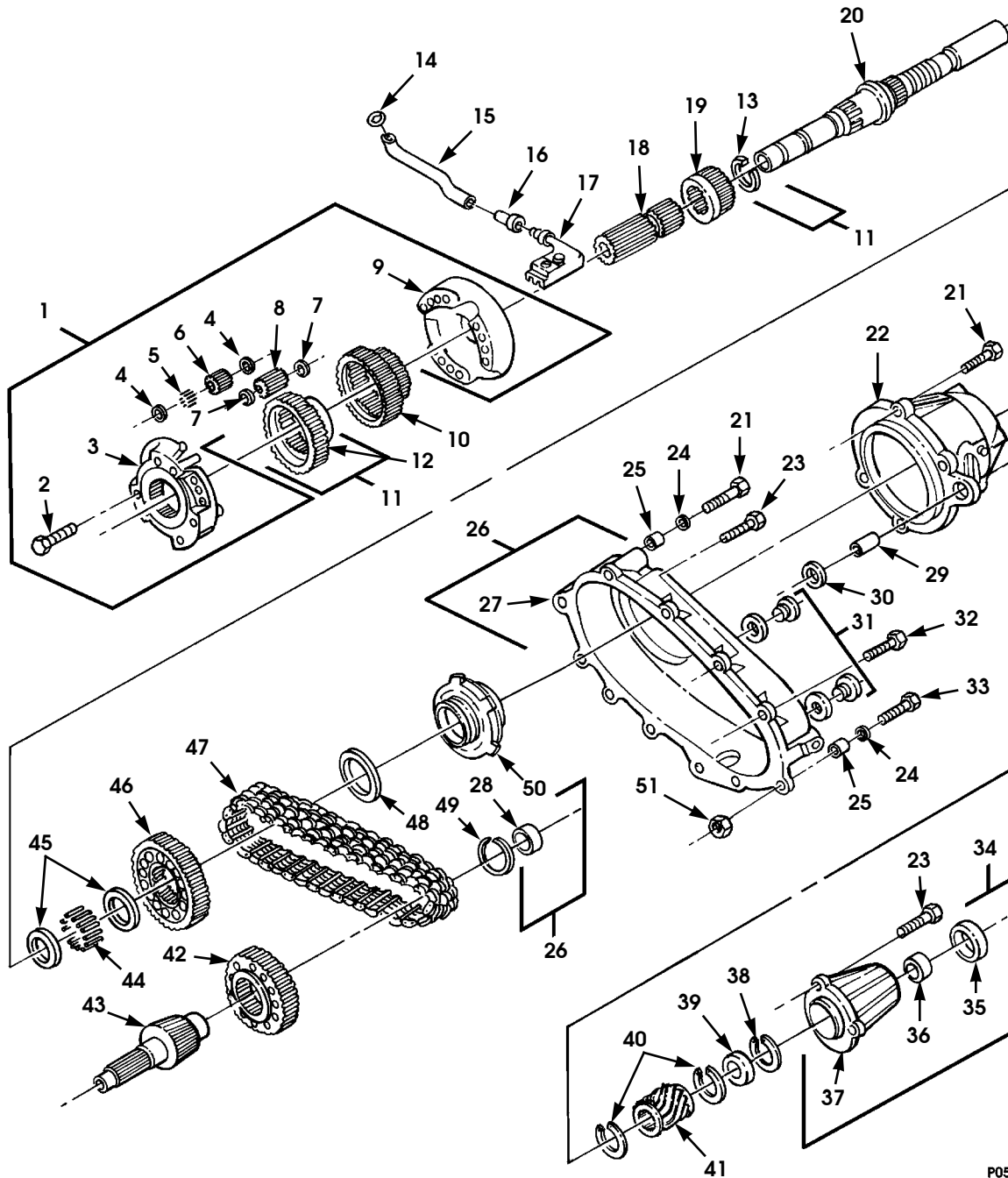
1996 HUMMER PARTS CATALOG

TRANSMISSION/TRANSFER CASE/PROPELLER SHAFTS 5-27

ITEM	PART NUMBER	DESCRIPTION	QTY
		Figure 5-13 TRANSFER CASE ASSEMBLY, FRONT HALF	
1	05938626	RETAINER SCREW, input gear	4
2	05938625	RETAINER ASSEMBLY, input gear	1
3	05740017	•OIL SEAL, input gear	1
4	N/S	•RETAINER, input gear	1
5	05938623	LOCKRING, input gear, ring, retaining	1
6	05714223	BEARING, transfer case	1
7	05740008	STUD, mounting, transfer case	6
8	05744429	TRANSFER CASE, front half	1
9	05743744	SECTOR, transfer case	1
10	05938610	BUSHING, rail	1
11	05938622	LOCKRING, input gear	1
12	05938624	RETAINING RING, input gear	1
13	05938619	WASHER, thrust, input gear	2
14	05714226	INPUT GEAR ASSEMBLY	1
15	N/S	•GEAR, input	1
16	05938621	•BEARING, input gear	1
17	05938658	WASHER, transfer case, clutch shaft	1
18	05938659	RETAINING RING, transfer case	1
19	05714229	SLEEVE, transfer case, range	1
20	05714225	PLANETARY ASSEMBLY	1
21	05740513	MAGNETIC CHIP COLLECTOR	1
22	05938608	RETAINING RING	1
23	05938607	BEARING, front output	1
24	05741254	NUT, operating lever, selector level	1
25	G 02436163	WASHER, operating lever, 3/8"	1
26	05938683	OPERATING LEVER, transfer case	1
27	05740107	RETAINER, operating lever	1
28	05740012	SEAL, operating lever	1
29	05938617	SCREW, poppet spring	1
30	05938616	SEAL, poppet spring	1
31	05938615	POPPET SPRING	1
32	05938614	PLUNGER, transfer case	1
33	05714224	OIL SEAL, front output	1
34	05938685	YOKE AND SLINGER, front output	1
35	05740225	•SLINGER, front output, deflector, dirt	1
36	N/S	•YOKE, front output	1
37	05740010	WASHER, yoke and slinger	1
38	05740011	NUT, yoke and slinger	1

1996 HUMMER PARTS CATALOG

5-28 TRANSMISSION/TRANSFER CASE/PROPELLER SHAFTS



P05-012

Figure 5-14 Transfer Case Assembly, Rear Half.

1996 HUMMER PARTS CATALOG

12-31-96

TRANSMISSION/TRANSFER CASE/PROPELLER SHAFTS 5-29

ITEM	PART NUMBER	DESCRIPTION	QTY
		Figure 5-14 TRANSFER CASE ASSEMBLY, REAR HALF	
★ 1	05939260	DIFFERENTIAL CARRIER ASSEMBLY	1
2	05938641	•SCREW, differential carrier	6
3	05743072	•CARRIER, front differential	1
4	05938646	•WASHER, thrust.	6
5	05938645	•NEEDLE BEARING.	54
6	05938644	•PINION, narrow	3
7	05938647	•WASHER, thrust, pinion	6
8	05938643	•PINION, wide	3
9	S.I.A.	•CARRIER, rear differential (comes with Item 3)	1
10	05938650	GEAR, sprocket carrier	1
11	05938655	GEAR assembly differential	1
12	N/S	•GEAR, differential	1
13	05938656	•RING, differential gear	1
14	05938669	O-RING, oil tube	1
15	05938668	OIL TUBE	1
16	05938667	CONNECTOR, transfer case	1
17	05938666	SCREEN, oil tube	1
18	05714228	SHAFT, intermediate clutch	1
19	05938660	SLEEVE, mode shift	1
20	05714291	MAIN SHAFT	1
21	05938670	SCREW, rear bearing retainer	6
22	05743747	RETAINER, rear bearing	1
23	05740508	BOLT, case, rear half	10
24	05740230	WASHER, flat.	12
25	05740102	PIN, case alignment	2
26	05742568	CASE ASSEMBLY, rear half	1
27	N/S	•CASE, rear half.	1
28	05740015	•BEARING, front output	1
29	05938665	DOWEL, alignment	1
30	05938610	BUSHING, rail	1
31	05740224	PLUG, transfer case drain.	2
32	05741075	SCREW, case halves	2
33	05743855	SCREW, transfer case, flanged.	1
34	05714232	EXTENSION ASSEMBLY	1
35	05743751	•SEAL, rear output.	1
36	05743750	•BUSHING, extension	1
37	N/S	•EXTENSION, rear housing	1
38	05938678	RETAINING RING	1
39	05742288	BEARING, rear output	1

AM General Corporation

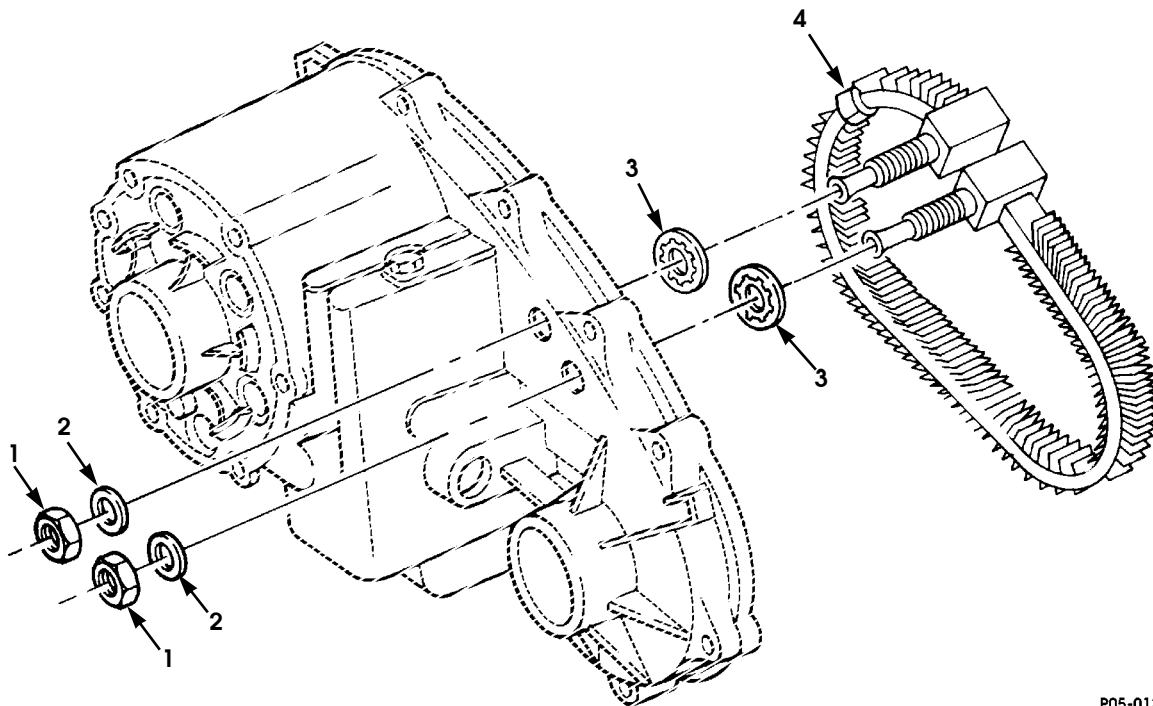
1996 HUMMER PARTS CATALOG

5-30 TRANSMISSION/TRANSFER CASE/PROPELLER SHAFTS

ITEM	PART NUMBER	DESCRIPTION	QTY
		Figure 5-14 TRANSFER CASE ASSEMBLY, REAR HALF (Cont'd)	
40	05938673	RETAINING RING	2
41	05743512	TONE WHEEL	1
42	05938663	SPROCKET, drive	1
43	05938662	SHAFT, front output	1
44	05938654	BEARING, needle rollers	53
45	05938653	SPACER, roller	2
46	05938651	SPROCKET, drive	1
47	05938664	CHAIN, drive	1
48	05938652	RETAINING RING, sprocket	1
49	05740101	RETAINING RING, sprocket	1
50	05938674	PUMP ASSEMBLY, gear rotor	1
51	Ⓒ 11501033	NUT	1

1996 HUMMER PARTS CATALOG

5-32 TRANSMISSION/TRANSFER CASE/PROPELLER SHAFTS



P05-013

Figure 5-15 Transfer Case Oil Cooler Assembly.

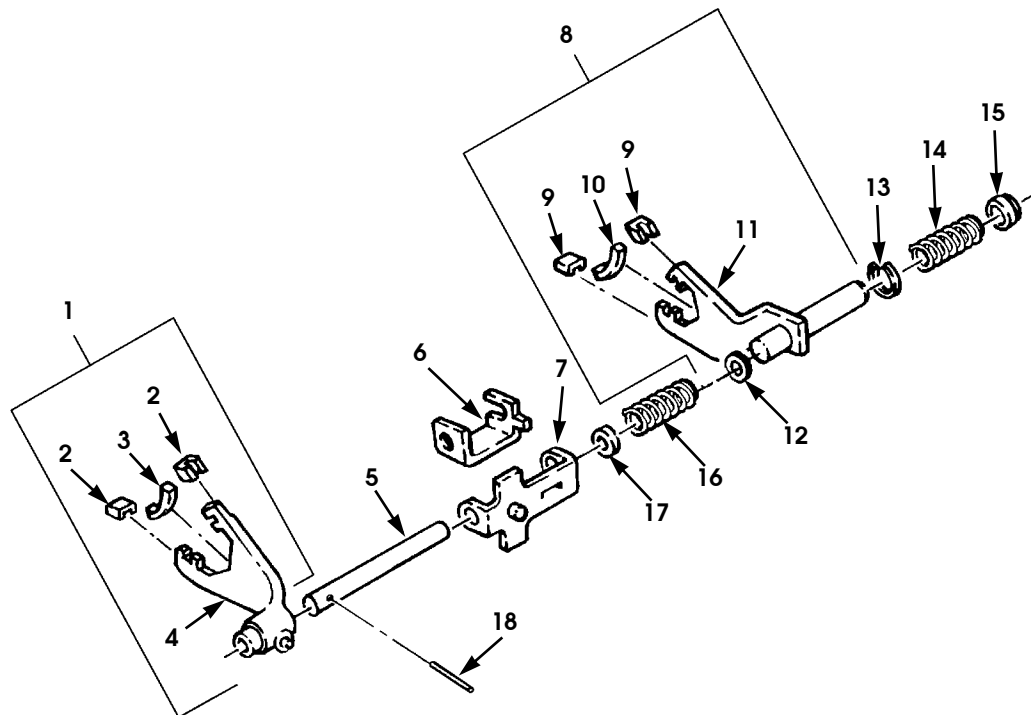
1996 HUMMER PARTS CATALOG

TRANSMISSION/TRANSFER CASE/PROPELLER SHAFTS 5-33

ITEM	PART NUMBER	DESCRIPTION	QTY
		Figure 5-15 TRANSFER CASE OIL COOLER ASSEMBLY	
1	G 00120371	NUT, oil cooler, 1/2"	2
2	05741061	WASHER, oil cooler	2
3	05741062	PACKING, preformed, oil cooler	2
4	05938611	COOLER CORE, oil, transfer case	1

1996 HUMMER PARTS CATALOG

5-34 TRANSMISSION/TRANSFER CASE/PROPELLER SHAFTS



P05-014

Figure 5-16 Transfer Case Shift Mechanisms.

1996 HUMMER PARTS CATALOG

TRANSMISSION/TRANSFER CASE/PROPELLER SHAFTS 5-35

ITEM	PART NUMBER	DESCRIPTION	QTY
		Figure 5-16 TRANSFER CASE SHIFT MECHANISMS	
1	05938627	SHIFTER FORK, transfer case	1
2	05740114	•PAD, shifter fork	2
3	05740223	•PAD, shifter fork	1
4	S.I.A.	•SHIFTER FORK	1
5	05938648	RAIL, transfer shift.	1
6	05938635	BRACKET, inner.	1
7	05938636	BRACKET, outer	1
8	05714227	FORK ASSEMBLY, mode	1
9	05740114	•PAD, shifter fork	2
10	05938631	•PAD, shifter fork	1
11	05938269	•SHIFTER FORK, front mode	1
12	05938630	•BUSHING, transfer shift.	2
13	05938632	WASHER, thrust, spring, transfer shift.	1
14	05938633	SPRING, transfer shift	1
15	05938634	BUSHING, transfer shift.	1
16	05938638	SPRING, transfer	1
17	05938637	CUP, transfer shift	1
18	05938649	PIN, fork to rail	1

8-15-96

1996 HUMMER PARTS CATALOG

5-36 TRANSMISSION/TRANSFER CASE/PROPELLER SHAFTS

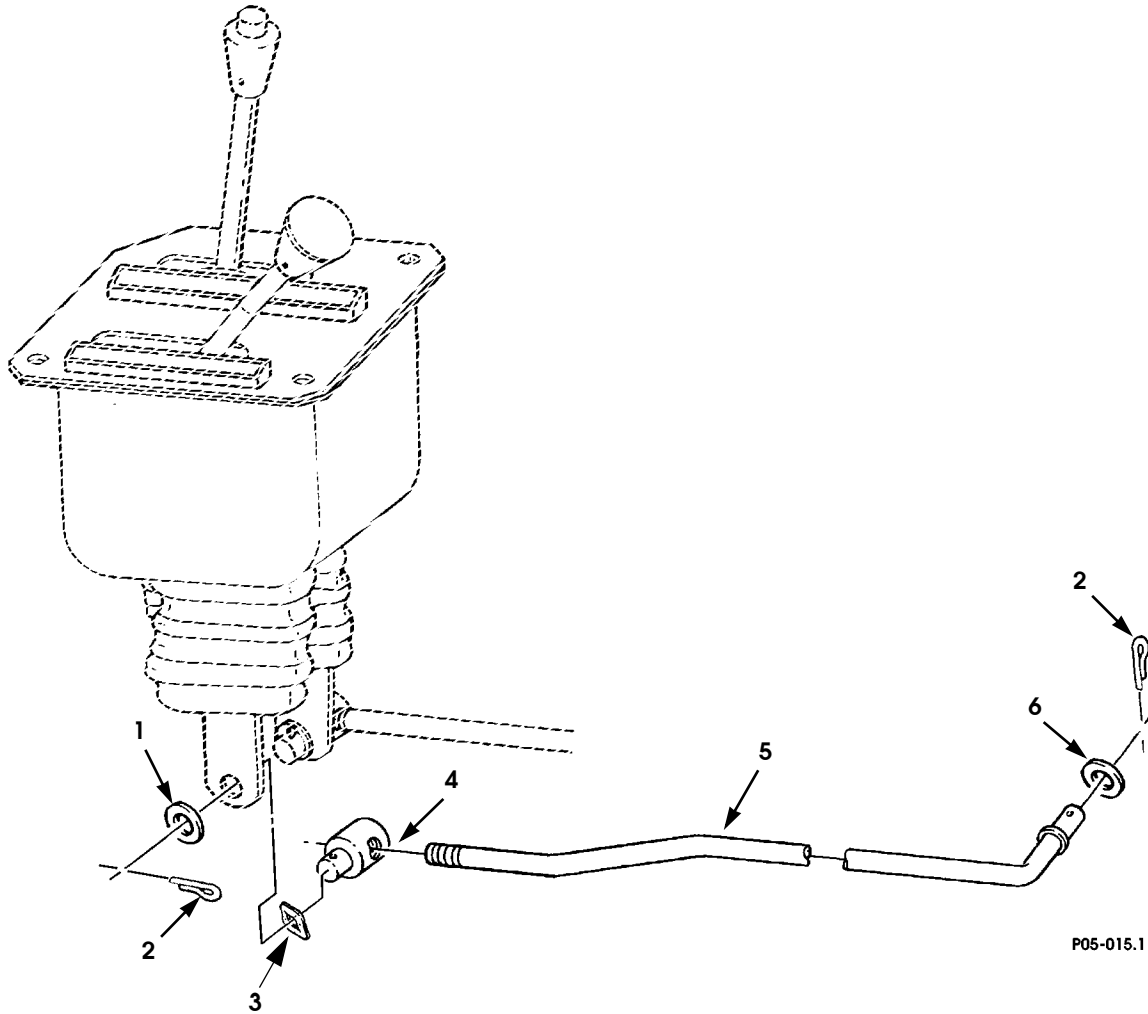


Figure 5-17. Transfer Case Shift Controls.

1996 HUMMER PARTS CATALOG

12-31-96

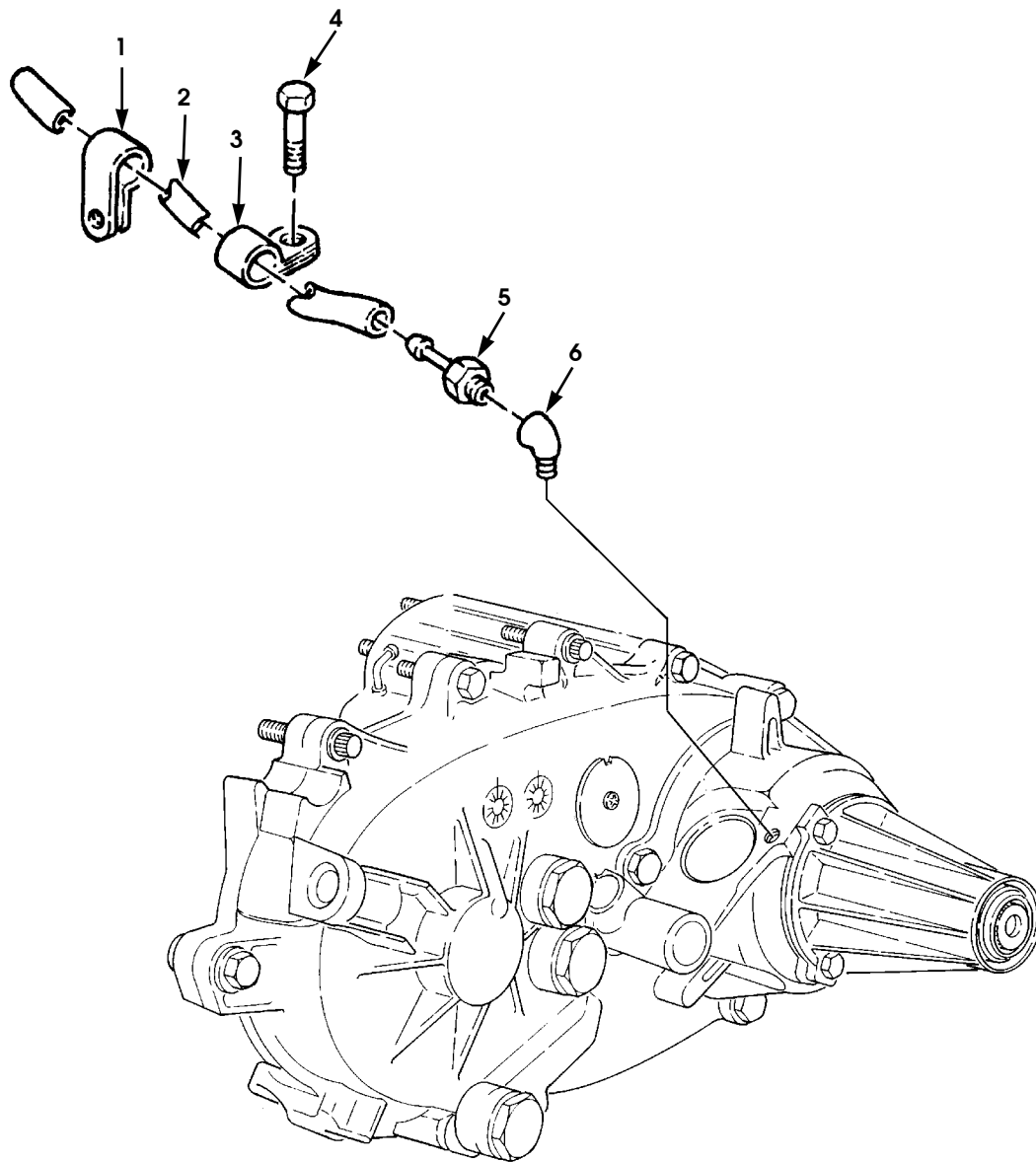
TRANSMISSION/TRANSFER CASE/PROPELLER SHAFTS 5-37

ITEM	PART NUMBER	DESCRIPTION	QTY
		Figure 5-17 TRANSFER CASE SHIFT CONTROLS	
1	AN 00000960 616	WASHER, flat, 3/8"	1
* 2	MS 00024665 283	COTTER PIN, 1/8" X 3/4"	2
3	12340257 3	WASHER, wave, 3/8"	1
4	12338442 2	TRUNNION, shift converter	1
5	12460067	ROD, shift linkage	1
6	G 02436163	WASHER, flat, 3/8"	1

AM General Corporation

1996 HUMMER PARTS CATALOG

5-38 TRANSMISSION/TRANSFER CASE/PROPELLER SHAFTS



P05-016

Figure 5-18. Transfer Case Vent Line and Related Parts.

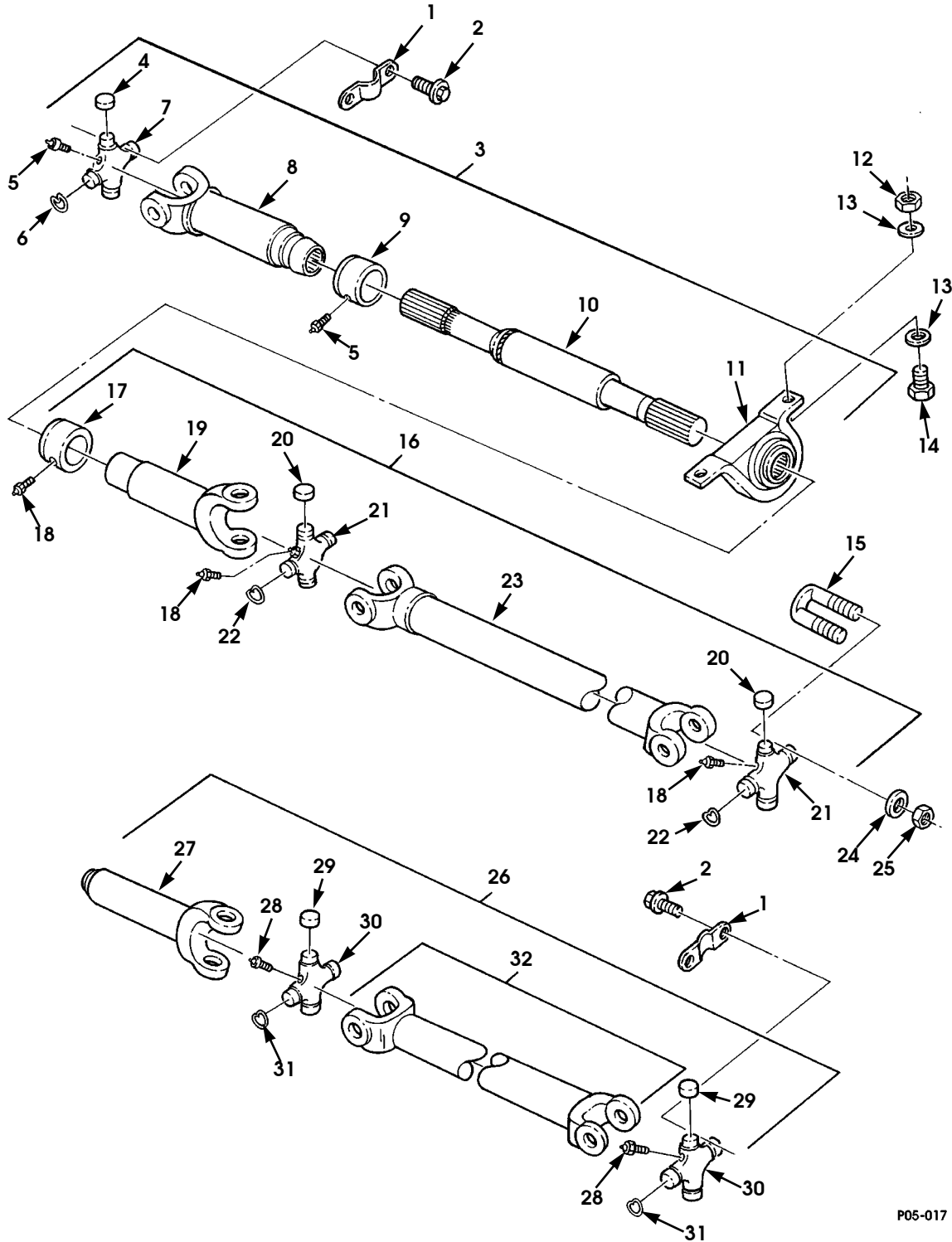
1996 HUMMER PARTS CATALOG

TRANSMISSION/TRANSFER CASE/PROPELLER SHAFTS 5-39

ITEM	PART NUMBER	DESCRIPTION	QTY
		Figure 5-18 TRANSFER CASE VENT LINE AND RELATED PARTS	
1	MS 00021333 109	CLAMP,transfer case vent line.	1
2	N/S	TUBE, 17-inch, vent line,SEE NOTE 1	1
3	MS 00021333 119	CLAMP,transfer case vent line.	1
4	G 00271153	SCREW,vent line clamp,3/8"-16 x 5/8"	1
5	12339978	CONNECTOR,male,transfer case vent line.	1
6	05937392	ELBOW,vent line,1/8" pipe	1
		NOTE 1: MAKE FROM BULK NYLON TUBE P/N 05741079, 3/16" x 25'ROLL	

1996 HUMMER PARTS CATALOG

5-40 TRANSMISSION/TRANSFER CASE/PROPELLER SHAFTS



P05-017

Figure 5-19 Propeller Shafts.

1996 HUMMER PARTS CATALOG

12-31-96

TRANSMISSION/TRANSFER CASE/PROPELLER SHAFTS 5-41

ITEM	PART NUMBER	DESCRIPTION	QTY
		Figure 5-19 PROPELLER SHAFTS	
★ 1	12339301	STRAP,cross assembly, bearing.	2
★ 1	05937636	STRAP,cross assembly, bearing, 12,100 GVW	2
★ 2	12339049	SCREW,cross assembly, 1/4"-28 x 5/8"	4
★ 2	05937637	SCREW,cross assembly, 5/16"-24 x 3/4"	4
3	06000262	PROPSHAFT, collapsing, front	1
3	06008596	PROPSHAFT, collapsing, front, 12,100 GVW.	1
4	S.I.K.	•BEARING RACE, SEE NOTE 1	4
5	MS 00015001 1	•FITTING, lubrication	2
6	S.I.K.	•RING, SEE NOTE 1.	2
7	S.I.K.	•CROSS ASSEMBLY, SEE NOTE 1	1
8	S.I.A.	•YOKE, universal	1
9	05740723	•DUST CAP	1
10	S.I.A.	•PROPELLER SHAFT, front	1
11	05741082	•BEARING, center	1
12	G 09422299	NUT, 7/16"-14	2
13	G 02436164	WASHER, flat, 7/16"	4
14	MS 00090728 85	SCREW, 7/16"-14 x 1.00"	2
15	12339050	U-BOLT, 5/16"-24	2
16	06002607	DRIVE SHAFT, front	1
17	05740723	•DUST CAP	1
18	MS 00015001 1	•FITTING, lubrication	3
19	05937482	•YOKE, universal	1
20	S.I.K.	•BEARING RACE, SEE NOTE 1	8
21	S.I.K.	•CROSS ASSEMBLY, SEE NOTE 1	2
22	S.I.K.	•RING, SEE NOTE 1.	6
23	S.I.A.	•PROPELLER SHAFT, front middle	1
24	MS 00035338 45	LOCKWASHER, 5/16"	4
25	MS 00051968 6	NUT, 5/16"-24	4
26	06003666	PROPSHAFT, rear	1
26	RCSK1705 7	PROPSHAFT, rear, 12,100 GVW	1
27	05743957	•SLIP YOKE, universal joint	1
28	MS 00015001 1	•FITTING, lubrication	2
29	S.I.K.	•BEARING RACE, SEE NOTE 1	8
30	S.I.K.	•CROSS ASSEMBLY, SEE NOTE 1	2
31	S.I.K.	•RING, SEE NOTE 1.	6
32	S.I.A.	•PROPELLER SHAFT, rear	1
		NOTE 1: PART OF JOURNAL AND BEARING KIT P/N 05595706. EACH KIT CONTAINS 4 BEARING RACES, 4 RINGS, 1 CROSS ASSEMBLY AND 1 GREASE FITTING.	

WHEELS AND TIRES/AXLES/CENTRAL TIRE INFLATION SYSTEM 6-1

Section 6

WHEELS AND TIRES/AXLES/CENTRAL TIRE INFLATION SYSTEM

TITLE	PAGE NUMBER
Wheel, Tire, and Runflat Assembly, Two-Piece Rim	6-2
Wheel, Tire, and Runflat Assembly, One-Piece Rim	6-6
Control Arms, Ball Joints, and Mounting hardware	6-8
Halfshaft Assembly, Left and Right Side	6-10
Axle Differential, Mounting Brackets, and Hardware	6-12
Axle Differential	6-14
Front Axle Differential and Geared Hub Vent Lines	6-20
Rear Axle Differential and Geared Hub Vent Lines	6-22
★ Knuckle and Geared Hub Assemblies	6-24
CTIS Control Panel and Electrical Harnesses	6-28
★ CTIS Valve Assembly and Compressor, Early Model 1996	6-30
★ CTIS Valve Assembly and Compressor, Late Model 1996	6-34
★ Central Tire Inflation System Routing	6-38

1996 HUMMER PARTS CATALOG

6-2 WHEELS AND TIRES/AXLES/CENTRAL TIRE INFLATION SYSTEM

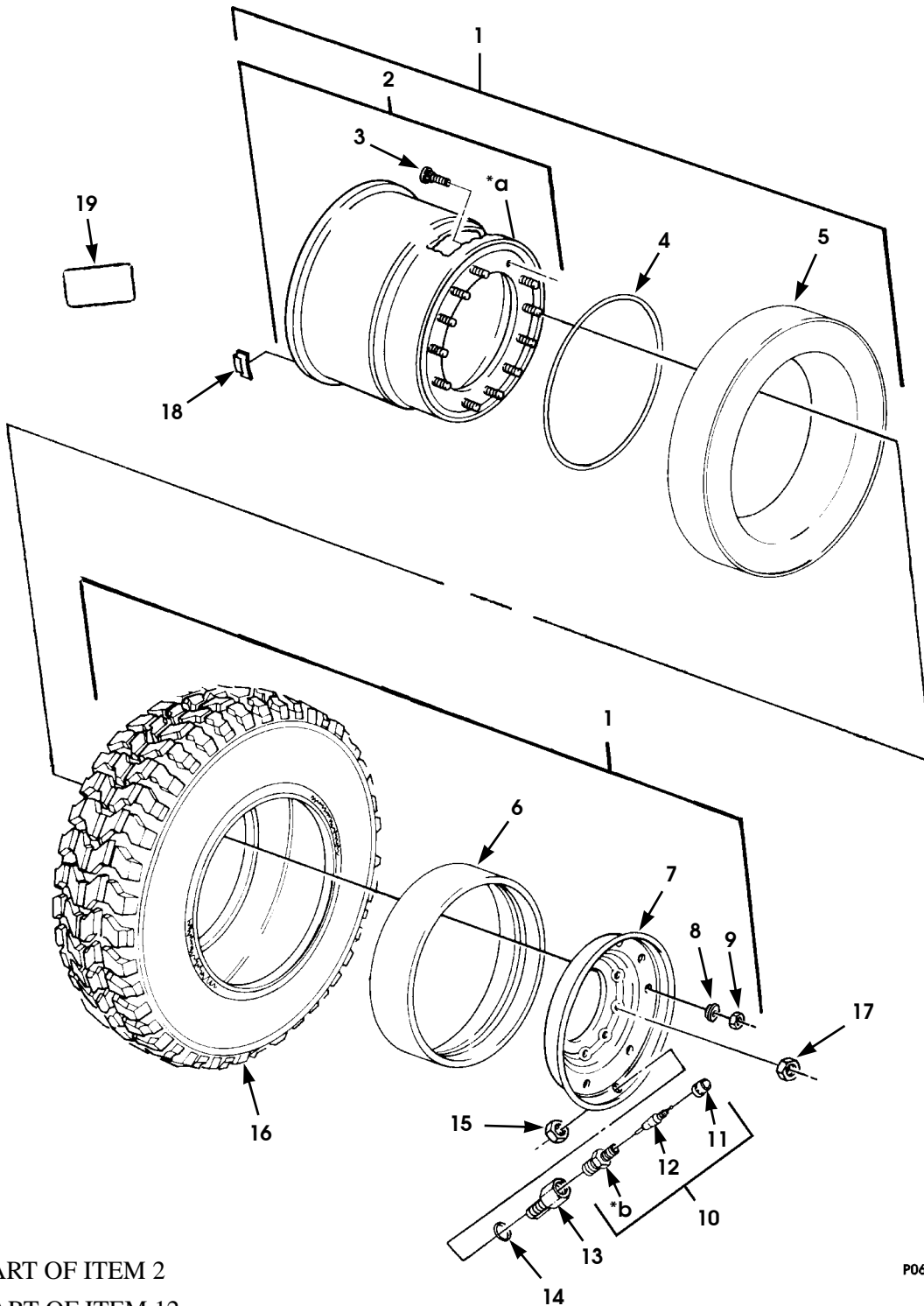


Figure 6-1. Wheel, Tire, and Runflat Assembly, Two-Piece Rim.

1996 HUMMER PARTS CATALOG

12-31-96

WHEELS AND TIRES/AXLES/CENTRAL TIRE INFLATION SYSTEM 6-3

ITEM	PART NUMBER	DESCRIPTION	QTY
		Figure 6-1 WHEEL, TIRE, AND RUNFLAT ASSEMBLY, TWO-PIECE RIM	
★ 1	05938061 P	WHEEL AND BEADLOCK ASSEMBLY (w/o CTIS)	4
★ 1	06003303 P	WHEEL AND BEADLOCK ASSEMBLY (w/o CTIS) "GSA" .	4
★ 1	WA 12342641 P	WHEEL AND HIGH-PROFILE RUNFLAT/BEADLOCK (w/o CTIS)	4
★ 1	06003305 P	WHEEL AND HIGH-PROFILE RUNFLAT/BEADLOCK (w/o CTIS) "GSA"	4
★ 1	05938062 P	WHEEL AND BEADLOCK ASSEMBLY (w/ CTIS) SEE NOTE 1	4
★ 1	06003398 P	WHEEL AND BEADLOCK ASSEMBLY (W/CTIS) "GSA" SEE NOTE 1	4
★ 1	06003304 P	WHEEL AND LOW PROFILE RUNFLAT/BEADLOCK (w/ CTIS) "GSA" SEE NOTE 1	4
★ 1	WB 12342641 P	WHEEL AND LOW-PROFILE RUNFLAT/BEADLOCK (w/ CTIS) SEE NOTE 1	4
★ 1	05743851 P	WHEEL ASSEMBLY, less tire w/o CTI, SEE NOTE 3.	1
★ 1	05743852 P	WHEEL ASSEMBLY, less tire w/CTI (NOTE 1 and NOTE 3)	1
2	12342642 P	•RIM, wheel, pneumatic, inner	1
3	12342758	•BOLT, inner rim	12
4	12342633	•PACKING, wheel assembly.	1
5	06004835	•RUNFLAT, low-profile (w/ CTIS only)	1
5	12342638	•RUNFLAT, high-profile (w/o CTIS)	1
6	05594465	•BEADLOCK, full width	1
7	12342640 P	•RIM, wheel assembly	1
8	06001844	•WASHER, pilot	3
9	05939392	•LOCKNUT, wheel assembly	12
10	12342634	•VALVE, pneumatic, wheel assembly, SEE NOTE 2.	1
11	S.I.A.	•VALVE CAP, wheel assembly	1
12	S.I.A.	•VALVE CORE, wheel assembly.	1
13	12342793	•INSERT, wheel assembly	1
14	12342794	•O-RING, wheel assembly	1
15	MS 00021245 8	•LOCKNUT, wheel assembly, 1/2"-20.	1
16	06002923	•TIRE, pneumatic, radial "GSA"	4
16	12342644	•TIRE, pneumatic, radial "MT"	4
★ 16	12338799	•TIRE, bias, (For Fleet Use).	4
17	06007340	NUT, wheel stud, 9/16"-18.	32
18	05744406	WEIGHT, clip on, 1 ounce (pack of 10)	1
18	05744407	WEIGHT, clip on, 2 ounce (pack of 10)	1
18	05744408	WEIGHT, clip on, 4 ounce (pack of 10)	1
18	05744409	WEIGHT, clip on, 6 ounce (pack of 10)	1
18	05593926	WEIGHT, adhesive (set of 12)	1
19	05939460	DECAL, tire warning	1
19	06000035	DECAL, tire usage	1

AM General Corporation

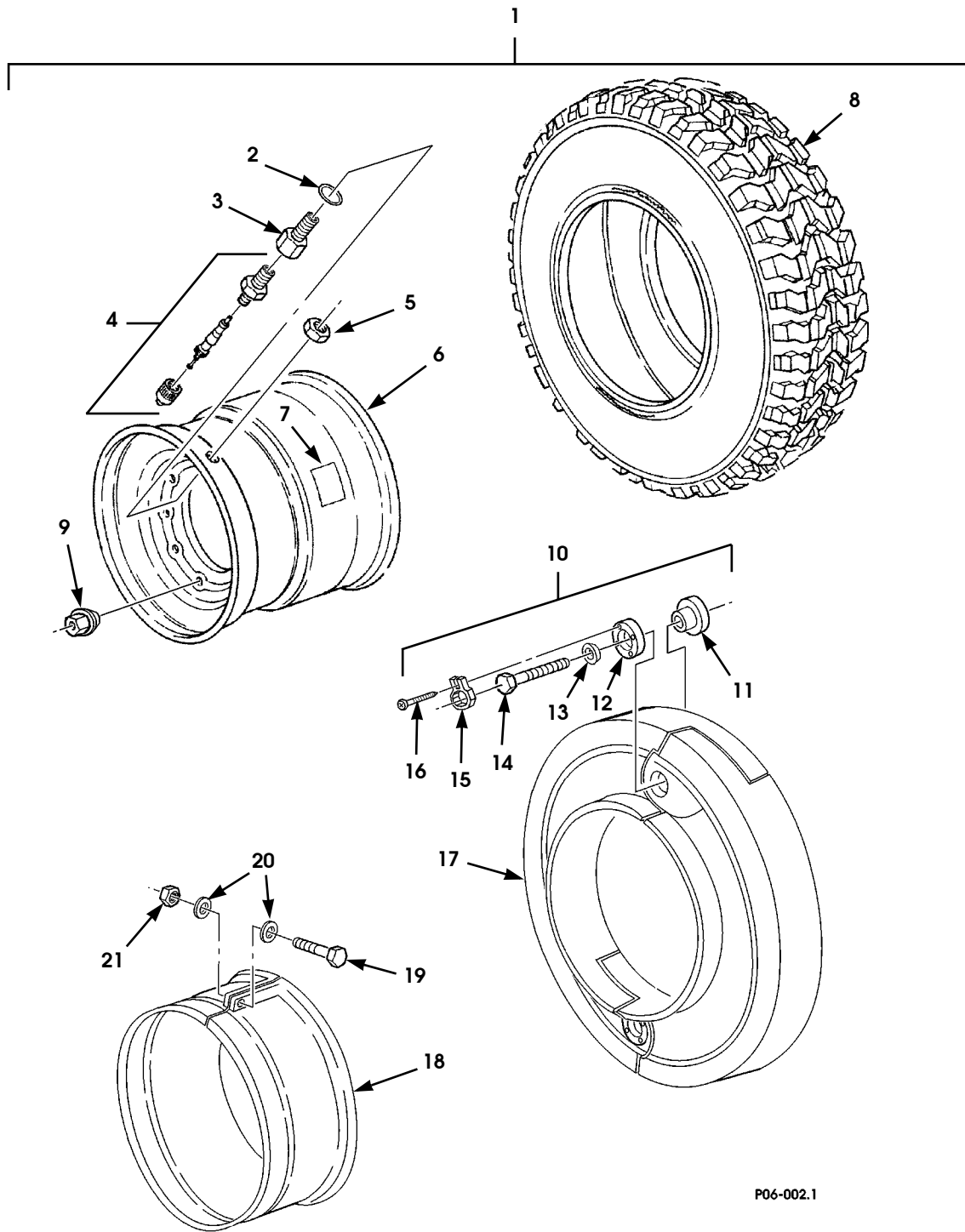
12-31-96

1996 HUMMER PARTS CATALOG

6-4 WHEELS AND TIRES/AXLES/CENTRAL TIRE INFLATION SYSTEM

ITEM	PART NUMBER	DESCRIPTION	QTY
		Figure 6-1 WHEEL, TIRE, AND RUNFLAT ASSEMBLY, TWO-PIECE RIM (Cont'd)	
19	05939888	DECAL, clear protective	1
19	06004008	DECAL, tire weight	1
		NOTE 1:WB 12342641 P,05743852 P AND 06003304 P ALSO CONTAIN ITEMS 30-33, FIGURE 6-13	
		NOTE 2:USED ON WA 12342641 P AND 05938061 P ONLY	
		NOTE 3: INCLUDES ITEM NUMBERS: 2,3,4,7,8,9,10, 13,14 05938061 P ONLY	

6-6 WHEELS AND TIRES/AXLES/CENTRAL TIRE INFLATION SYSTEM



P06-002.1

Figure 6-2. Wheel, Tire, and Runflat Assembly, One-Piece Rim.

1996 HUMMER PARTS CATALOG

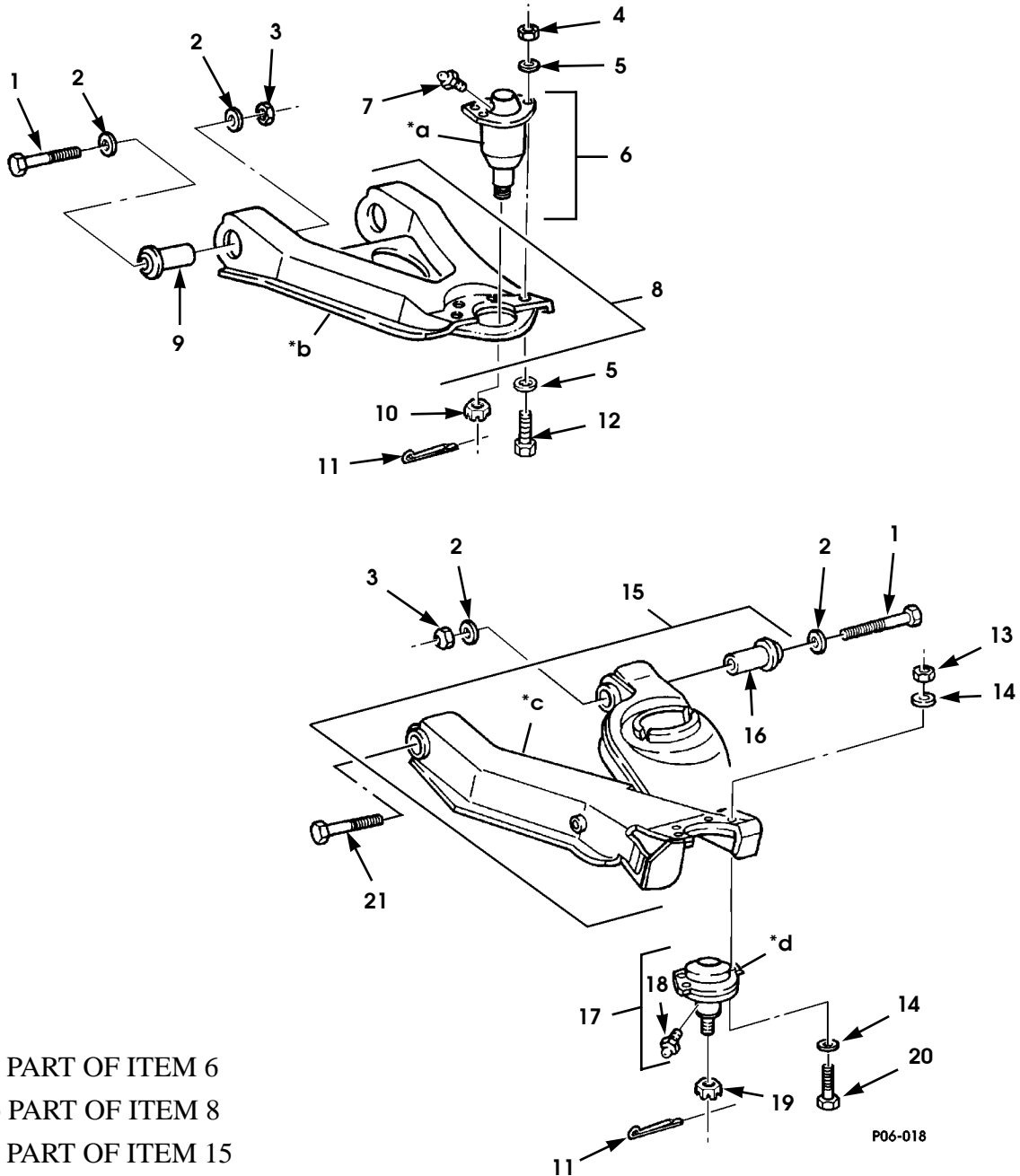
12-31-96

WHEELS AND TIRES/AXLES/CENTRAL TIRE INFLATION SYSTEM 6-7

ITEM	PART NUMBER	DESCRIPTION	QTY
		Figure 6-2 WHEEL, TIRE, AND RUNFLAT ASSEMBLY, ONE-PIECE RIM	
★ 1	06002598 S-P	WHEEL ASSY, M/T tire	4
★ 1	06005829 P	WHEEL ASSY, M/T tire, w/o CTI w/o beadlock.	4
★ 1	06005830 P	WHEEL ASSY, M/T tire w/beadlock w/o CTI.	4
★ 1	06005831 P	WHEEL ASSY, M/T tire w/low profile runflat w/o CTI	4
★ 1	06005832 P	WHEEL ASSY, M/T tire w/CTI w/ beadlock.	4
★ 1	06005833 P	WHEEL ASSY, M/T tire w/CTI w/runflat	4
★ 1	05744072 P	WHEEL ASSY, GSA tire	4
★ 1	06005835 P	WHEEL ASSY, GSA tire w/o CTI w/o beadlock	4
★ 1	06005836 P	WHEEL ASSY, GSA tire w/beadlock w/o CTI	4
★ 1	06005837 P	WHEEL ASSY, GSA tire w/runflat w/o CTI	4
★ 1	06005838 P	WHEEL ASSY, GSA tire w/CTI w/beadlock.	4
★ 1	06005839 P	WHEEL ASSY, GSA tire w/CTI w/runflat	4
★ 1	06008983 B2	WHEEL ASSY, SpaceSaver spare	4
2	12342794	•O-RING, wheel assembly	1
3	12342793	•INSERT, wheel assembly	1
4	12342634	•VALVE, pneumatic, wheel assembly	1
5	MS 00021245 8	•LOCKNUT, wheel assembly	1
★ 6	06005783 P	•WHEEL ASSEMBLY, one piece	1
7	05939460	•DECAL, tire warning	1
	06004008	•DECAL, tire weight (not illustrated)	1
8	12342644	•TIRE, M/T radial, 12.5x37x16.5	1
8	06002923	•TIRE, GSA radial 12.5x37x16.5.	1
★ 8	06008982	•TIRE, SpaceSaver, 9.50R16.5LT, load rating E.	1
9	06007340	NUT, wheel stud, 9/16"	8
10	06005155	RUNFLAT, low profile, one piece rim	1
11	06005280	•WASHER, threaded, runflat.	2
12	06005279	•WASHER, offset, runflat	2
13	06005281	•WASHER, cone, runflat	2
14	06005277	•BOLT, runflat,	2
15	06005278	•CLIP, lock, runflat.	2
★ 16	06004097	•SCREW, #6-20 x 3/4".	8
17	06005276	•RUNFLAT HALF, one piece rim	2
18	06002011	BEADLOCK, one piece rim.	1
★ 19	MS 00090725 65	BOLT, 3/8"-16 x 1.75"	1
★ 20	G 02436163	WASHER, flat, 3/8"	2
★ 21	MS 00051943 35	LOCKNUT, 3/8"-16	1
22	05569255	TIRE CHAIN ASSEMBLY (not illustrated)	

1996 HUMMER PARTS CATALOG

6-8 WHEELS AND TIRES/AXLES/CENTRAL TIRE INFLATION SYSTEM



- *a PART OF ITEM 6
- *b PART OF ITEM 8
- *c PART OF ITEM 15
- *d PART OF ITEM 17

Figure 6-3. Control Arms, Ball Joints, and Mounting Hardware.

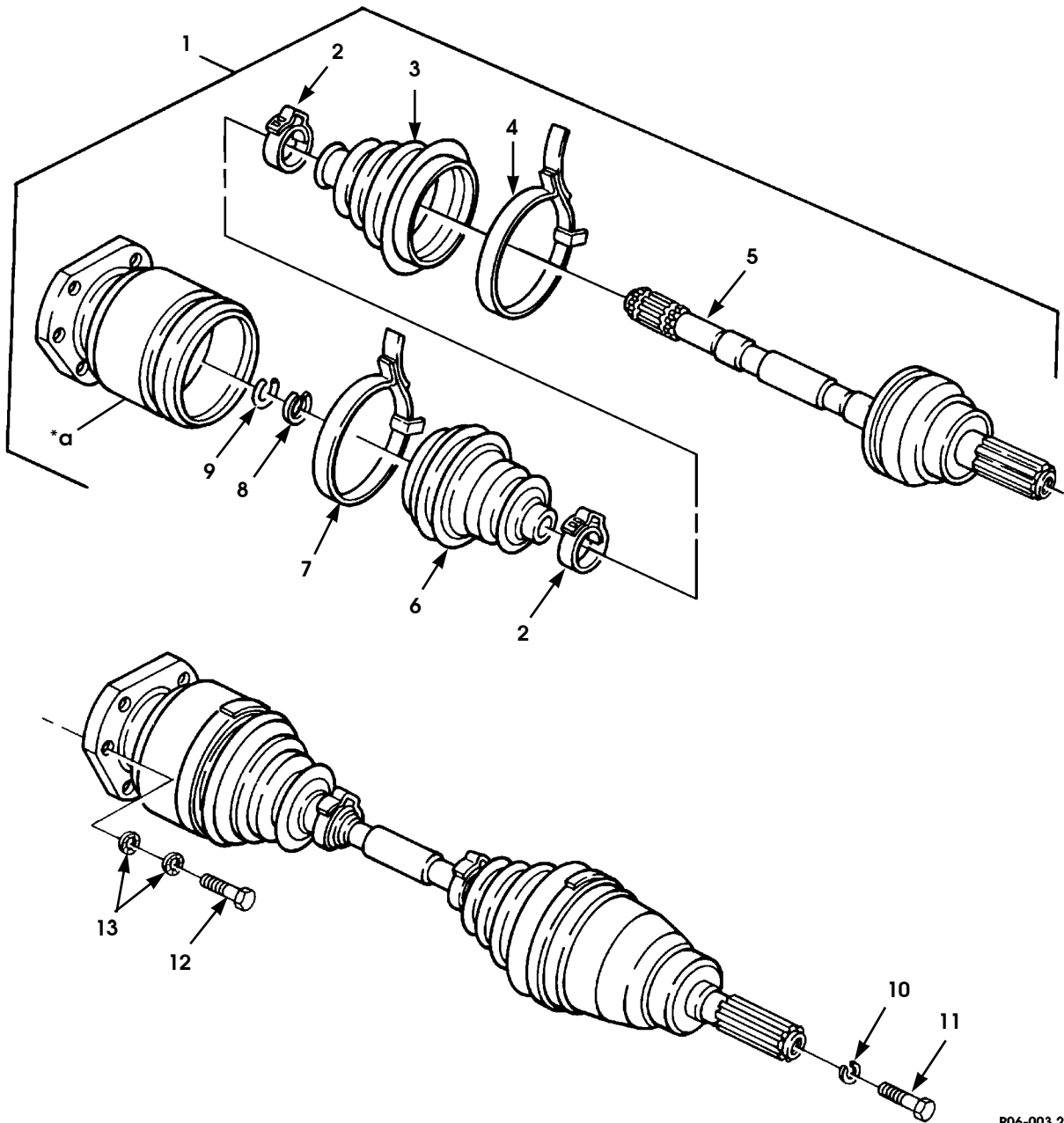
1996 HUMMER PARTS CATALOG

4-1-96

WHEELS AND TIRES/AXLES/CENTRAL TIRE INFLATION SYSTEM 6-9

ITEM	PART NUMBER	DESCRIPTION	QTY
		Figure 6-3 CONTROL ARMS, BALL JOINTS, AND MOUNTING HARDWARE	
1	MS 00090728 198	BOLT, control arm, 3/4"-10 x 4.75"	3
2	G 02436168	WASHER, flat, control arm, 3/4"	8
3	MS 00051943 45	LOCKNUT, control arm, 3/4"-10	4
★ 4	MS 00051943 36	LOCKNUT, upper ball joint, 3/8"-24	4
★ 5	G 02436163	WASHER, flat, upper ball joint, 3/8"	8
★ 6	06007755	BALL JOINT, upper	1
7	G 00271291	•FITTING, upper ball joint, 1/4"-28 x 1/2"	1
8	12460167	CONTROL ARM, front L.H., upper	1
8	12460151	CONTROL ARM, front R.H., upper	1
8	RCSK1708 9-1	CONTROL ARM, rear L.H., upper	1
8	RCSK1708 9-2	CONTROL ARM, rear R.H., upper,	1
9	12338270	•BUSHING, control arm.	2
★ 10	MS 00035692 54	NUT, castle, ball joint, 5/8"-18, grd 8.	1
11	MS 00024665 355	COTTER PIN, ball joint, 1/8" x 1-1/4"	1
★ 12	12460159	BOLT, ball joint, 3/8"-24 x 1.38"	4
★ 13	G 09422299	LOCKNUT, lower ball joint, front, 7/16"-14	4
14	G 02436164	WASHER, flat, lower ball joint, 7/16"	8
★ 15	RCSK1724 9	CONTROL ARM, lower front R.H.	1
★ 15	RCSK1725 0	CONTROL ARM, lower front, L.H.	1
★ 15	RCSK1724 9	CONTROL ARM, lower rear, L.H.	1
★ 15	RCSK1725 0	CONTROL ARM, lower rear, R.H.	1
16	12338270	•BUSHING, control arm.	2
17	06006645	BALL JOINT, lower	1
18	G 00271291	•FITTING, ball joint, 1/4"-28 x 1/2"	1
★ 19	MS 00035692 54	NUT, slotted, ball joint, lower, 5/8"-18	1
★ 20	MS 00090728 89	BOLT, lower ball joint, 7/16"-14 x 1.5"	4
21	MS 00090728 199	BOLT, lower control arm, 3/4"-10 x 5"	1

6-10 WHEELS AND TIRES/AXLES/CENTRAL TIRE INFLATION SYSTEM



P06-003.2

*a PART OF ITEM 1

Figure 6-4. Halfshaft Assembly, Left and Right Side.

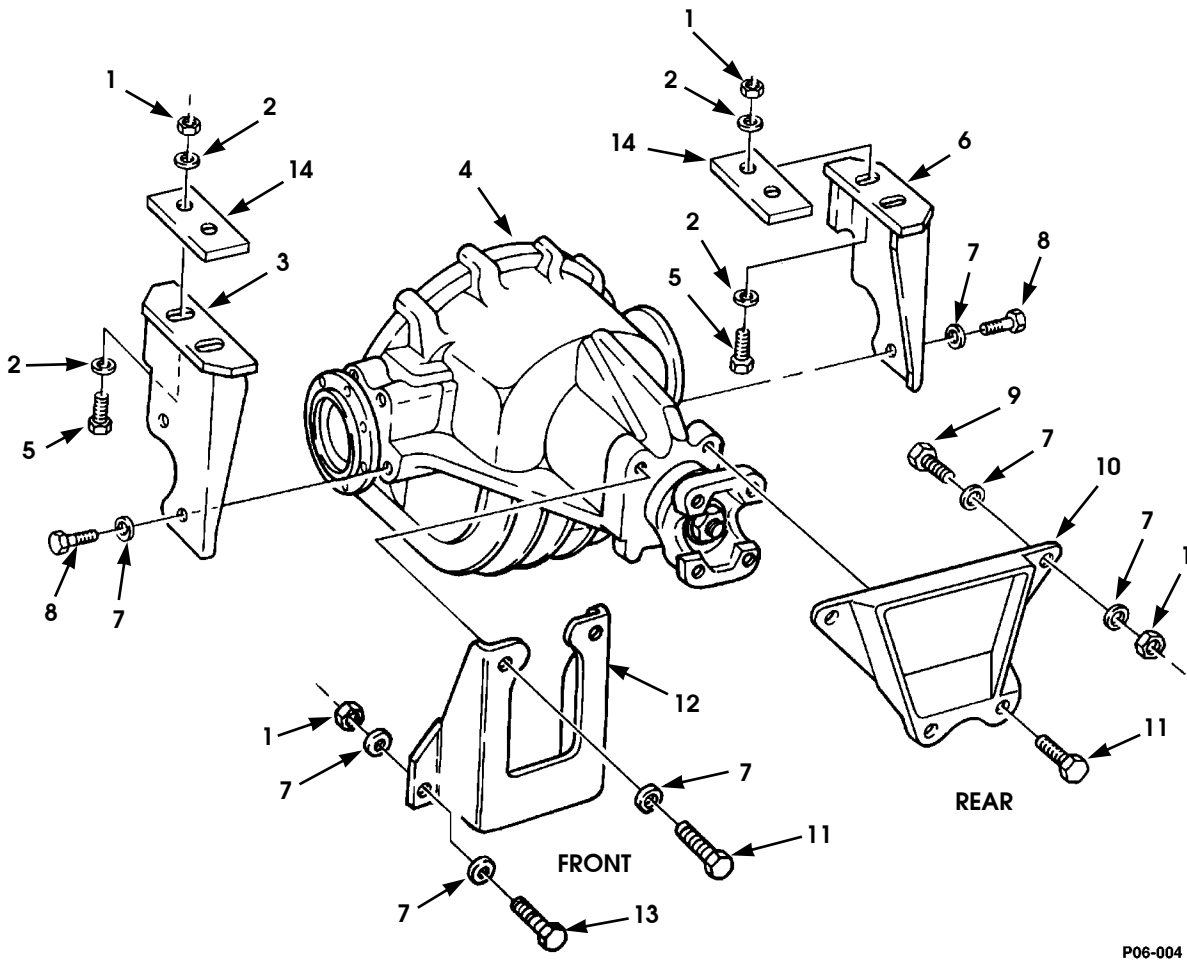
1996 HUMMER PARTS CATALOG

12-31-96

WHEELS AND TIRES/AXLES/CENTRAL TIRE INFLATION SYSTEM 6-11

ITEM	PART NUMBER	DESCRIPTION	QTY	
		Figure 6-4 HALFSHAFT ASSEMBLY, LEFT AND RIGHT SIDE		
1	12342974 1	HALFSHAFT ASSEMBLY, rear, L.H. and R.H.	2	
1	RCSK1702 8-1	HALFSHAFT ASSEMBLY, rear, L.H. and R.H. 12,100 GVW	2	
1	12342974 2	HALFSHAFT ASSEMBLY, front, R.H.,	1	
1	RCSK1702 8-2	HALFSHAFT ASSEMBLY, front, R.H., 12,100 GVW	1	
1	12342974 3	HALFSHAFT ASSEMBLY, front, L.H.,	1	
1	RCSK1702 8-3	HALFSHAFT ASSEMBLY, front, L.H., 12,100 GVW	1	
2	05744413	•CLAMP, race, joint assembly, outer boot, SEE NOTES 1 AND 2	2	
2	05744621	•CLAMP, race, joint assembly, outer boot, 12,100GVW SEE NOTE 3	2	
3	S.I.K.	•BOOT, joint assembly, SEE NOTE 1	1	
3	S.I.K.	•BOOT, joint assembly, 12,100 GVW SEE NOTE 3	1	
4	05744415	•CLAMP, race, joint assembly, SEE NOTE 1	1	
4	05744622	•CLAMP, race, joint assembly, 12,100 GVW SEE NOTE 3	1	
5	S.I.K.	•SHAFT, halfshaft, front, L.H.	1	
5	S.I.K.	•SHAFT, halfshaft, front, R.H.	1	
5	S.I.K.	•SHAFT, halfshaft, rear, L.H. and R.H.	1	
6	S.I.K.	•BOOT, joint assembly, inner, SEE NOTE 2	1	
6	S.I.K.	•BOOT, joint assembly, inner, 12,100 GVW SEE NOTE 3	1	
7	05744414	•CLAMP, plunge boot, SEE NOTES 1 AND 2.	1	
7	05744623	•CLAMP, plunge boot, SEE NOTE 3	1	
8	S.I.K.	•SPACER RING, halfshaft	2	
9	S.I.K.	•RETAINING RING, shaft	2	
10	MS 00035338 65	LOCKWASHER, halfshaft assembly, 3/8"	1	
11	MS 00090728 62	SCREW, halfshaft assembly, 3/8"-16 x 1.25	1	
★	12	06008021	BOLT, halfshaft assembly, m10 x 1.5" x 35	6
★	13	06008029	WASHER, 10mm, camlock	12
<p>NOTE 1:PART OF FIXED BOOT PARTS KIT P/N 05742776 NOTE 2:PART OF PLUNGE BOOT PARTS KIT P/N 05742775 NOTE 3:PART OF BOOT PARTS KIT P/N 05714538. BOOT KIT CONTAINS 2 IDENTICAL BOOTS AND 4 CLAMPS</p>				

6-12 WHEELS AND TIRES/AXLES/CENTRAL TIRE INFLATION SYSTEM



P06-004

Figure 6-5. Axle Differential, Mounting Brackets, and Hardware.

1996 HUMMER PARTS CATALOG

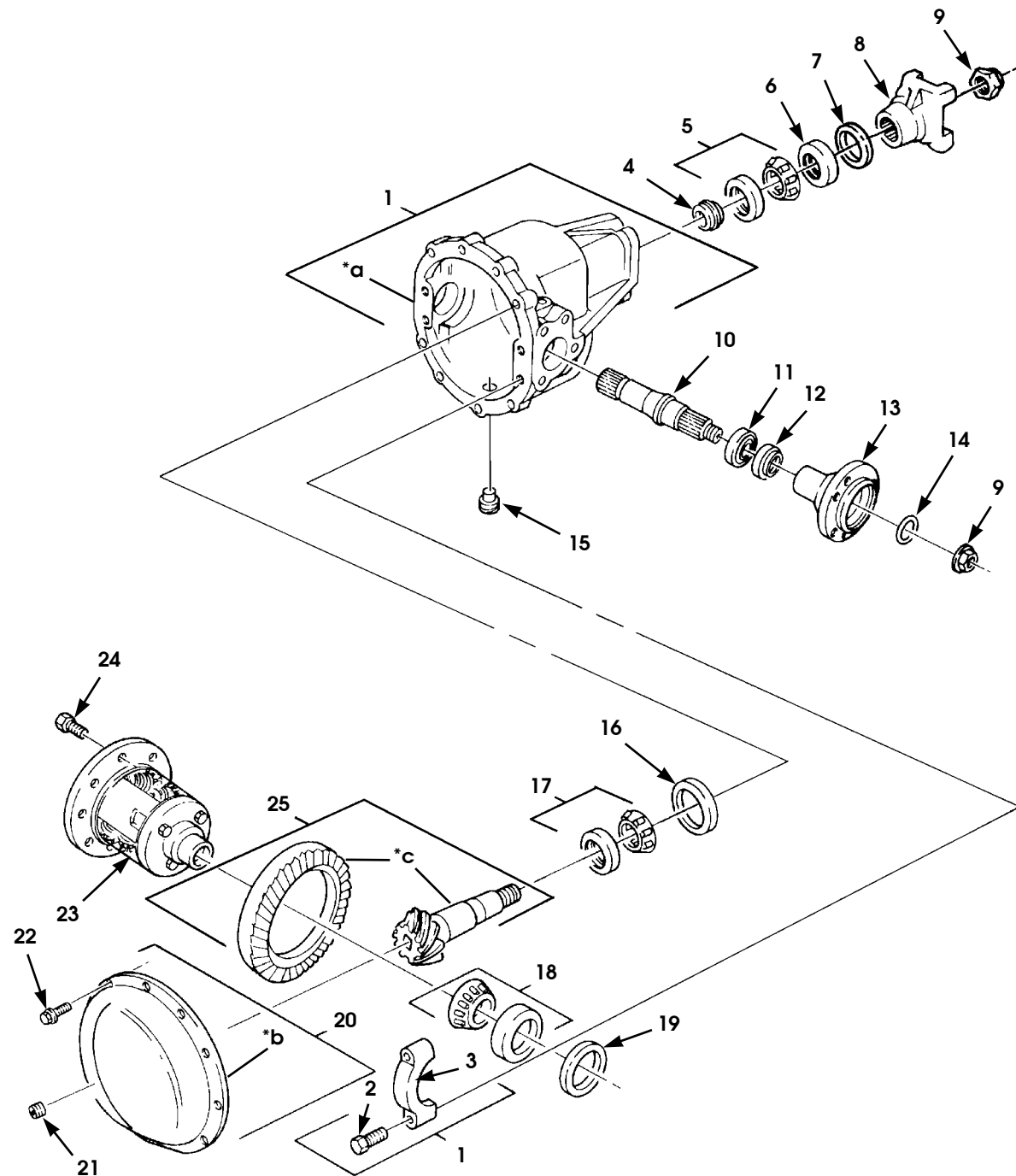
12-31-96

WHEELS AND TIRES/AXLES/CENTRAL TIRE INFLATION SYSTEM 6-13

ITEM	PART NUMBER	DESCRIPTION	QTY
		Figure 6-5 AXLE DIFFERENTIAL, MOUNTING BRACKETS, AND HARDWARE	
1	MS 00051943 39	LOCKNUT, differential hanger bracket, 1/2"-13	2
2	G 02436165	WASHER, flat, differential hanger bracket, 1/2"	4
3	12338150 1	BRACKET, front differential, L.H.	1
3	12338151 2	BRACKET, rear differential, R.H.	1
4	06002483	AXLE ASSEMBLY, differential, front or rear	1
4	05936994	AXLE ASSEMBLY, rear, 12,100 GVW.	1
★ 4	06008028	AXLE ASSEMBLY, differential, rear, No SPIN/Detroit Locker	1
★ 4	06009055	AXLE ASSEMBLY, differential, rear, No SPIN/Detroit Locker 12,100 GVW (FOR FLEET USE ONLY)	1
5	MS 00090728 111	SCREW, differential hanger bracket, 1/2"-13 x 1.25" . .	2
5	MS 00090728 113	SCREW, differential hanger bracket, 1/2"-13 x 1.5" 12,100 GVW.	4
6	12338150 2	BRACKET, front differential, R.H.	1
6	12338151 1	BRACKET, rear differential, L.H.	1
7	G 02436167	WASHER, flat, differential, 5/8"	8
8	05936101	SCREW, differential, 5/8"-11 x 1.25"	2
9	MS 00090728 120	SCREW, rear differential bracket, 1/2"-13 x 3.25"	2
10	12341900	BRACKET, rear axle	1
11	05936095	BOLT, differential pinion mount, 5/8"-11 x 1.50	2
12	12342801	BRACKET, front axle pinion	1
12	06002219	BRACKET, front axle pinion, 12,100 GVW.	1
13	MS 00090728 109	SCREW, front differential bracket, 1/2"-13 x 1"	2
14	RCSK1712 2	PLATE, axle mounting front, 12,100 GVW	2

1996 HUMMER PARTS CATALOG

6-14 WHEELS AND TIRES/AXLES/CENTRAL TIRE INFLATION SYSTEM



P06-009

- *a PART OF ITEM 1
- *b PART OF ITEM 20
- *c PART OF ITEM 25

Figure 6-6. Axle Differential.

1996 HUMMER PARTS CATALOG

12-31-96

WHEELS AND TIRES/AXLES/CENTRAL TIRE INFLATION SYSTEM 6-15

ITEM	PART NUMBER	DESCRIPTION	QTY
		Figure 6-6 AXLE DIFFERENTIAL	
1	05579424	HOUSING, mechanical, axle differential.	1
2	05595662	•BOLT, bearing cap, 1/2"-13 x 2.35"	4
3	S.I.A.	•CAP, bearing	2
4	05579450	SPACER, axle pinion	1
5	05583610	BEARING, axle pinion	1
6	05579448	SEAL, axle pinion	1
7	05598183	SLINGER, axle.	2
8	05597328	YOKE, differential pinion	2
★ 8	05937525	YOKE, differential pinion, 12,100 GVW.	1
9	05579442	LOCKNUT, axle shaft, hex	3
10	05579991	SHAFT, axle output.	2
11	05579988	BEARING, output shaft	2
★ 12	06009472	SEAL, output shaft	2
13	05593817	FLANGE, output shaft	2
14	05939517	SEAL, O-ring, output shaft.	2
15	05593148	MAGNETIC PLUG, differential housing drain.	1
16	05579445 79	SPACER, axle pinion bearing, 0.0835-0.0845-inch, SEE NOTE 1	1
16	05579445 78	SPACER, axle pinion bearing, 0.0846-0.0856-inch, SEE NOTE 1	1
16	05579445 77	SPACER, axle pinion bearing, 0.0857-0.0867-inch, SEE NOTE 1	1
16	05579445 76	SPACER, axle pinion bearing, 0.0868-0.0878-inch, SEE NOTE 1	1
16	05579445 75	SPACER, axle pinion bearing, 0.0879-0.0889-inch, SEE NOTE 1	1
16	05579445 74	SPACER, axle pinion bearing, 0.0890-0.0900-inch, SEE NOTE 1	1
16	05579445 73	SPACER, axle pinion bearing, 0.0901-0.0911-inch, SEE NOTE 1	1
16	05579445 72	SPACER, axle pinion bearing, 0.0912-0.0922-inch, SEE NOTE 1	1
16	05579445 71	SPACER, axle pinion bearing, 0.0923-0.0933-inch, SEE NOTE 1	1
16	05579445 70	SPACER, axle pinion bearing, 0.0934-0.0944-inch, SEE NOTE 1	1
16	05579445 69	SPACER, axle pinion bearing, 0.0945-0.0955-inch, SEE NOTE 1	1
16	05579445 68	SPACER, axle pinion bearing, 0.0956-0.0966-inch, SEE NOTE 1	1
16	05579445 67	SPACER, axle pinion bearing, 0.0967-0.0977-inch, SEE NOTE 1	1
16	05579445 66	SPACER, axle pinion bearing, 0.0978-0.0988-inch, SEE NOTE 1	1

AM General Corporation

1996 HUMMER PARTS CATALOG

6-16 WHEELS AND TIRES/AXLES/CENTRAL TIRE INFLATION SYSTEM

ITEM	PART NUMBER	DESCRIPTION	QTY
		Figure 6-6 AXLE DIFFERENTIAL (Cont'd)	
16	05579445 65	SPACER, axle pinion bearing, 0.0989-0.0999-inch, SEE NOTE 1	1
16	05579445 64	SPACER, axle pinion bearing, 0.1000-0.1010-inch, SEE NOTE 1	1
16	05579445 63	SPACER, axle pinion bearing, 0.1011-0.1021-inch, SEE NOTE 1	1
16	05579445 62	SPACER, axle pinion bearing, 0.1022-0.1032-inch, SEE NOTE 1	1
16	05579445 61	SPACER, axle pinion bearing, 0.1033-0.1043-inch, SEE NOTE 1	1
16	05579445 60	SPACER, axle pinion bearing, 0.1044-0.1054-inch, SEE NOTE 1	1
16	05579445 59	SPACER, axle pinion bearing, 0.1055-0.1065-inch, SEE NOTE 1	1
16	05579445 58	SPACER, axle pinion bearing, 0.1066-0.1076-inch, SEE NOTE 1	1
16	05579445 57	SPACER, axle pinion bearing, 0.1077-0.1087-inch, SEE NOTE 1	1
16	05579445 56	SPACER, axle pinion bearing, 0.1088-0.1098-inch, SEE NOTE 1	1
16	05579445 55	SPACER, axle pinion bearing, 0.1099-0.1109-inch, SEE NOTE 1	1
16	05579445 54	SPACER, axle pinion bearing, 0.1110-0.1120-inch, SEE NOTE 1	1
17	05583609	BEARING, axle pinion.	1
18	05583611	ROLLER BEARING, output shaft.	2
19	05579453 44	SPACER, differential bearing, 0.0745-0.0755-inch, SEE NOTE 2	1
19	05579453 45	SPACER, differential bearing, 0.0756-0.0766-inch, SEE NOTE 2	1
19	05579453 46	SPACER, differential bearing, 0.0767-0.0777-inch, SEE NOTE 2	1
19	05579453 47	SPACER, differential bearing, 0.0778-0.0788-inch, SEE NOTE 2	1
19	05579453 48	SPACER, differential bearing, 0.0789-0.0799-inch, SEE NOTE 2	1
19	05579453 49	SPACER, differential bearing, 0.0800-0.0810-inch, SEE NOTE 2	1
19	05579453 50	SPACER, differential bearing, 0.0811-0.0821-inch, SEE NOTE 2	1
19	05579453 51	SPACER, differential bearing, 0.0822-0.0832-inch, SEE NOTE 2	1
19	05579453 52	SPACER, differential bearing, 0.0833-0.0843-inch, SEE NOTE 2	1

1996 HUMMER PARTS CATALOG

WHEELS AND TIRES/AXLES/CENTRAL TIRE INFLATION SYSTEM 6-17

ITEM	PART NUMBER	DESCRIPTION	QTY
		Figure 6-6 AXLE DIFFERENTIAL (Cont'd)	
19	05579453 53	SPACER, differential bearing, 0.0844-0.0854-inch, SEE NOTE 2	1
19	05579453 54	SPACER, differential bearing, 0.0855-0.0865-inch, SEE NOTE 2	1
19	05579453 55	SPACER, differential bearing, 0.0866-0.0876-inch, SEE NOTE 2	1
19	05579453 56	SPACER, differential bearing, 0.0877-0.0887-inch, SEE NOTE 2	1
19	05579453 57	SPACER, differential bearing, 0.0888-0.0898-inch, SEE NOTE 2	1
19	05579453 58	SPACER, differential bearing, 0.0899-0.0909-inch, SEE NOTE 2	1
19	05579453 59	SPACER, differential bearing, 0.0910-0.0920-inch, SEE NOTE 2	1
19	05579453 60	SPACER, differential bearing, 0.0921-0.0931-inch, SEE NOTE 2	1
19	05579453 61	SPACER, differential bearing, 0.0932-0.0942-inch, SEE NOTE 2	1
19	05579453 62	SPACER, differential bearing, 0.0943-0.0953-inch, SEE NOTE 2	1
19	05579453 63	SPACER, differential bearing, 0.0954-0.0964-inch, SEE NOTE 2	1
19	05579453 64	SPACER, differential bearing, 0.0965-0.0975-inch, SEE NOTE 2	1
19	05579453 65	SPACER, differential bearing, 0.0976-0.0986-inch, SEE NOTE 2	1
19	05579453 66	SPACER, differential bearing, 0.0987-0.0997-inch, SEE NOTE 2	1
19	05579453 67	SPACER, differential bearing, 0.0998-0.1008-inch, SEE NOTE 2	1
19	05579453 68	SPACER, differential bearing, 0.1009-0.1019-inch, SEE NOTE 2	1
19	05579453 69	SPACER, differential bearing, 0.1020-0.1030-inch, SEE NOTE 2	1
19	05579453 70	SPACER, differential bearing, 0.1031-0.1041-inch, SEE NOTE 2	1
19	05579453 71	SPACER, differential bearing, 0.1042-0.1052-inch, SEE NOTE 2	1
19	05579453 72	SPACER, differential bearing, 0.1053-0.1063-inch, SEE NOTE 2	1
19	05579453 73	SPACER, differential bearing, 0.1064-0.1074-inch, SEE NOTE 2	1
19	05579453 74	SPACER, differential bearing, 0.1075-0.1085-inch, SEE NOTE 2	1

12-31-96

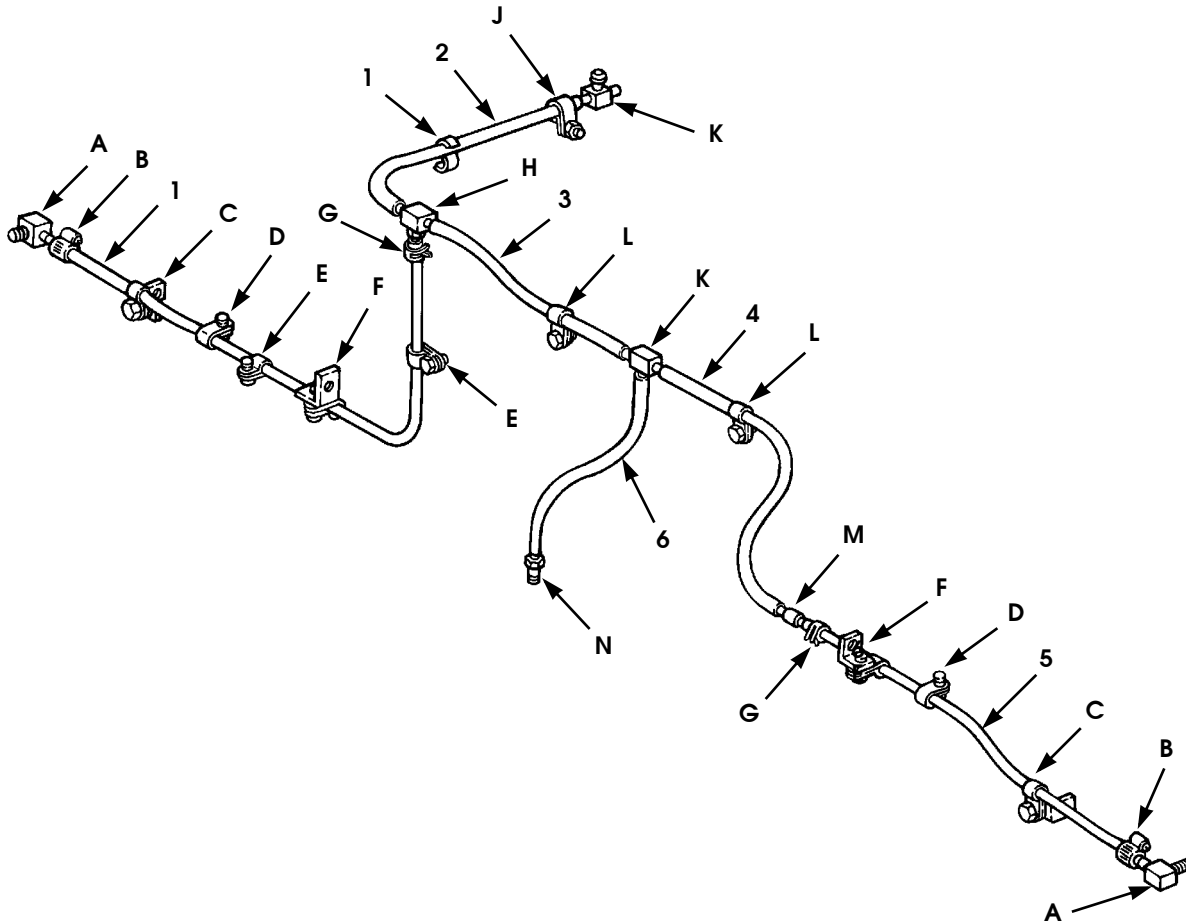
1996 HUMMER PARTS CATALOG

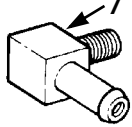
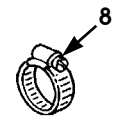
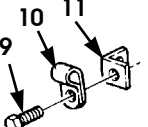
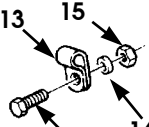
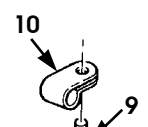
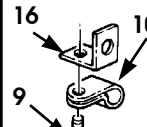
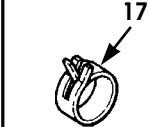
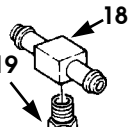
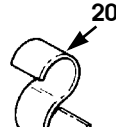
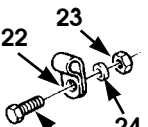
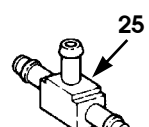
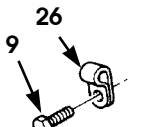
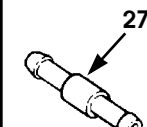
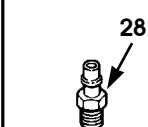
6-18 WHEELS AND TIRES/AXLES/CENTRAL TIRE INFLATION SYSTEM

ITEM	PART NUMBER	DESCRIPTION	QTY
		Figure 6-6 AXLE DIFFERENTIAL (Cont'd)	
19	05579453 75	SPACER, differential bearing, 0.1086-0.1096-inch, SEE NOTE 2	1
19	05579453 76	SPACER, differential bearing, 0.1097-0.1107-inch, SEE NOTE 2	1
19	05579453 77	SPACER, differential bearing, 0.1108-0.1118-inch, SEE NOTE 2	1
19	05579453 78	SPACER, differential bearing, 0.1119-0.1129-inch, SEE NOTE 2	1
19	05579453 79	SPACER, differential bearing, 0.1130-0.1140-inch, SEE NOTE 2	1
19	05579453 80	SPACER, differential bearing, 0.1141-0.1151-inch, SEE NOTE 2	1
19	05579453 81	SPACER, differential bearing, 0.1152-0.1162-inch, SEE NOTE 2	1
19	05579453 82	SPACER, differential bearing, 0.1163-0.1173-inch, SEE NOTE 2	1
19	05579453 83	SPACER, differential bearing, 0.1174-0.1184-inch, SEE NOTE 2	1
20	05582303	COVER ASSEMBLY, differential axle	1
21	05597050	•PLUG, differential cover, 1/2"-14	1
22	05579438	•SCREW, differential cover, hex head	12
★ 23	05936107	CARRIER, axle	1
★ 23	06008012	CARRIER, axle, rear, No SPIN/Detroit Locker	1
24	05579439	SCREW, differential, hex head	8
25	05935390	GEAR SET, ring and pinion	1
		NOTE 1:PART OF AXLE PINION BEARING SHIM KIT P/N 05579445 KIT CONTAINS SPACERS P/N 05579445 54 THROUGH P/N 05579445 79 NOTE 2:PART OF DIFFERENTIAL BEARING SHIM KIT P/N 05579453 KIT CONTAINS SPACERS P/N 05579453 44 THROUGH P/N 05579453 83	

1996 HUMMER PARTS CATALOG

6-20 WHEELS AND TIRES/AXLES/CENTRAL TIRE INFLATION SYSTEM



 VIEW A	 VIEW B	 VIEW C	 VIEW D	 VIEW E	 VIEW F	 VIEW G
 VIEW H	 VIEW I	 VIEW J	 VIEW K	 VIEW L	 VIEW M	 VIEW N

P06-005

Figure 6-7. Front Axle Differential and Geared Hub Vent Lines.

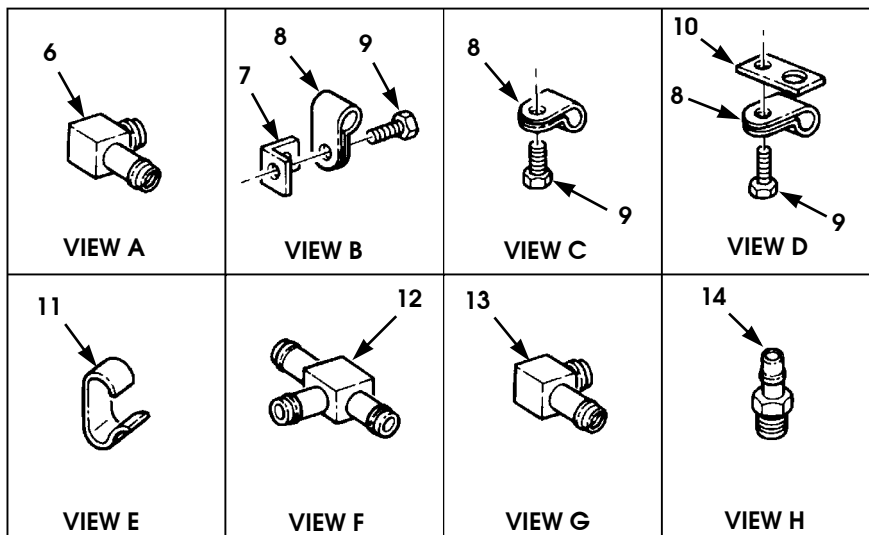
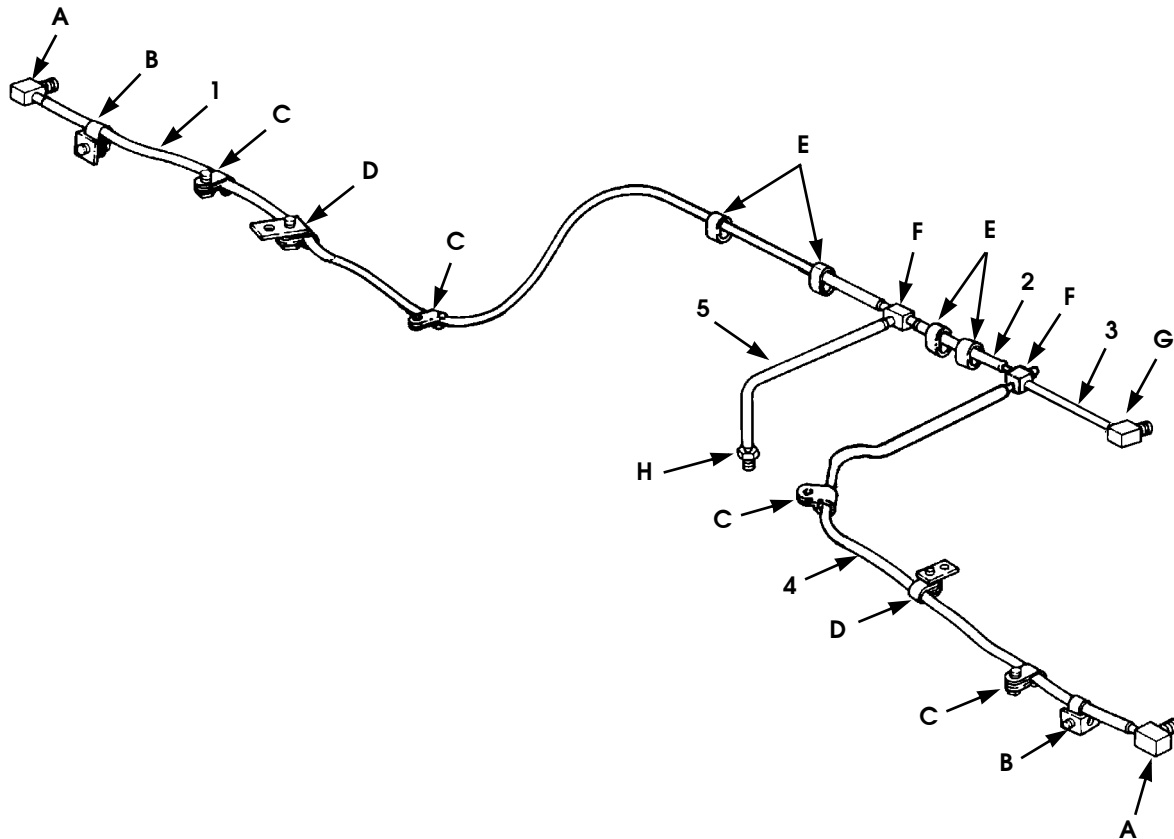
1996 HUMMER PARTS CATALOG

WHEELS AND TIRES/AXLES/CENTRAL TIRE INFLATION SYSTEM 6-21

ITEM	PART NUMBER	DESCRIPTION	QTY
		Figure 6-7 FRONT AXLE DIFFERENTIAL AND GEARED HUB VENT LINES	
1	NPN	HOSE, 32-inch, geared hub vent line, R.H., SEE NOTE 1	1
2	NPN	TUBE, 20-inch, differential and geared hub vent line, SEE NOTE 2	1
3	NPN	TUBE, 14-inch, differential and geared hub vent line, SEE NOTE 2	1
4	NPN	TUBE, 12-inch, differential and geared hub vent line, SEE NOTE 2	1
5	NPN	HOSE, 25-inch, geared hub vent line, L.H., SEE NOTE 1	1
6	NPN	TUBE, 8-inch, differential vent line, SEE NOTE 2	2
7	12339983	ELBOW, male, geared hub vent line, 90 degree	2
8	12339884	CLAMP, screw type	2
9	G 00271153	SCREW, vent line clamp, s/t, 3/8"-16 x 5/8"	8
10	MS 00021333 125	CLAMP, vent line, cushion	6
11	05598208	BRACKET, vent line	2
12	MS 00090725 6	SCREW, vent line, 1/4"-20 x 3/4"	2
13	12340571 2	CLAMP, vent line	2
14	MS 00027183 10	WASHER, flat, vent line, 9/32"	2
15	MS 00051943 31	LOCKNUT, 1/4"-20	2
16	12338170	BRACKET, vent line	2
17	WW C440-1/2	CLAMP, vent line, 1/2-inch, pinch type	2
18	12339969	TEE, vent line	1
19	12340331	ADAPTER, vent line	1
20	12339890	S-CLIP, vent line	1
21	MS 00090725 34	BOLT, 5/16"-18 x 1"	1
22	MS 00021333 109	CLAMP, tubing to vent line tee	1
23	MS 00027183 13	WASHER, flat, 11/32	1
24	MS 00051943 33	LOCKNUT, 5/16"-18	1
25	12339973 1	TEE, vent line	2
26	MS 00021333 119	CLAMP, vent line	2
27	12339972	UNION, vent line	1
28	12339978	ADAPTER, differential vent line	1
		NOTE 1:MAKE FROM BULK HOSE P/N 05741210 NOTE 2:MAKE FROM BULK NYLON TUBE P/N 05741079	

1996 HUMMER PARTS CATALOG

6-22 WHEELS AND TIRES/AXLES/CENTRAL TIRE INFLATION SYSTEM



P06-008

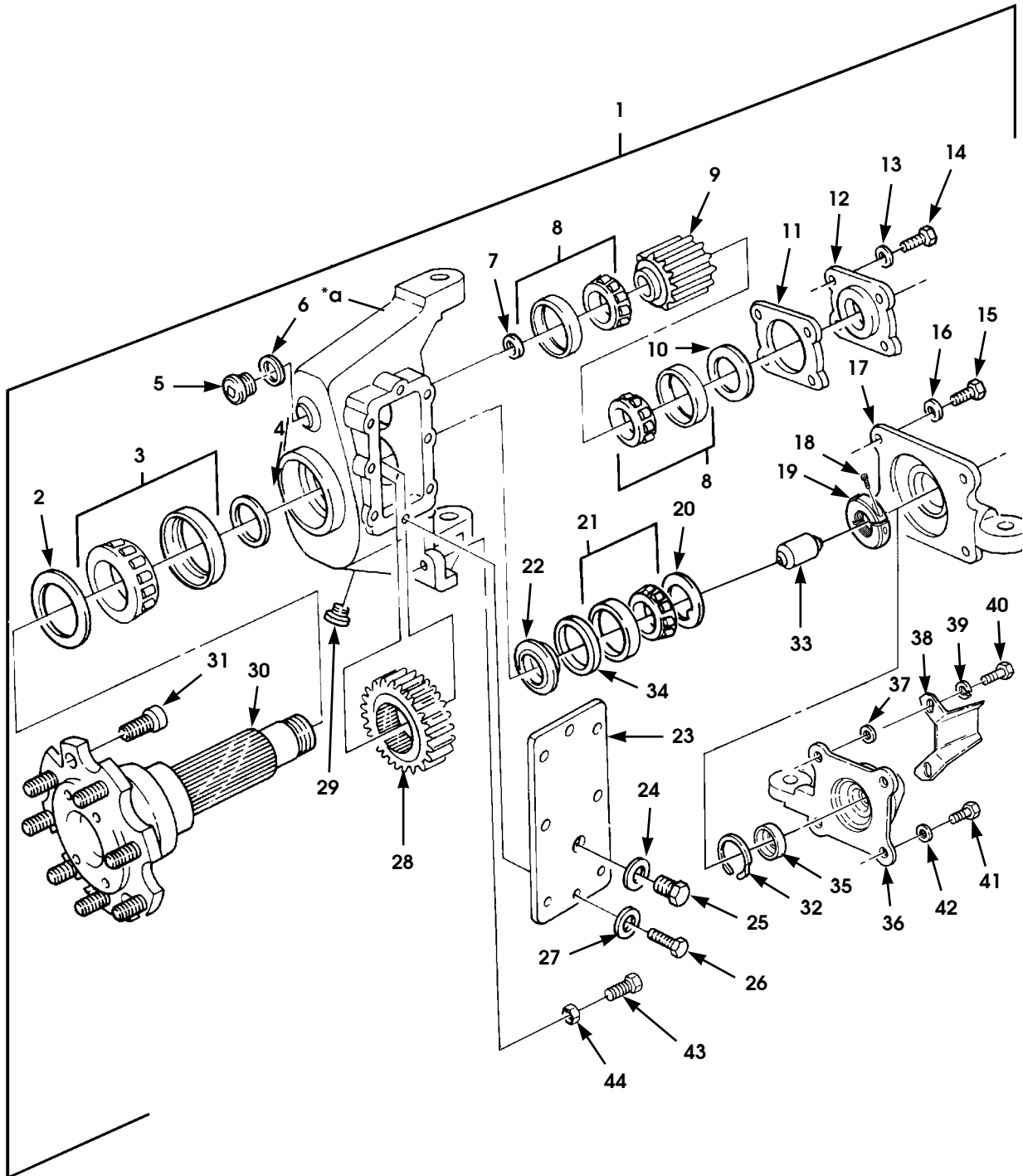
Figure 6-8. Rear Axle Differential and Geared Hub Vent Lines.

1996 HUMMER PARTS CATALOG

WHEELS AND TIRES/AXLES/CENTRAL TIRE INFLATION SYSTEM 6-23

ITEM	PART NUMBER	DESCRIPTION	QTY
		Figure 6-8 REAR AXLE DIFFERENTIAL AND GEARED HUB VENT LINES	
1	NPN	TUBE, 42-inch, geared hub vent line, L.H., SEE NOTE 1 .	1
2	NPN	TUBE, 7-inch, differential and geared hub vent line, SEE NOTE 1	1
3	NPN	TUBE, 5-inch, SEE NOTE 1	1
4	NPN	TUBE, 35.50-inch, geared hub vent line, R.H., SEE NOTE 1	1
5	NPN	TUBE, 10-inch, differential vent line, SEE NOTE 1	1
6	12339964 3	ELBOW, male, geared hub vent lines, 90 degree	2
7	05598208	BRACKET, vent lines	2
8	MS 00021333 119	CLAMP, vent lines	8
9	G 00271153	SCREW, vent line clamps, s/t. 3/8"-16 x 5/8.	8
10	12338172	PLATE, geared hub vent lines.	2
11	12340023	CLIP, vent lines	4
12	12339973 1	TEE, vent lines.	2
13	12339979 1	ELBOW, 90 degree.	1
14	12339978	CONNECTOR, vent line	1
NOTE 1: MAKE FROM BULK NYLON TUBE P/N 05741079			

6-24 WHEELS AND TIRES/AXLES/CENTRAL TIRE INFLATION SYSTEM



*a PART OF ITEM 1

P06-006.1

Figure 6-9. Knuckle and Geared Hub Assemblies.

1996 HUMMER PARTS CATALOG

12-31-96

WHEELS AND TIRES/AXLES/CENTRAL TIRE INFLATION SYSTEM 6-25

ITEM	PART NUMBER	DESCRIPTION	QTY
		Figure 6-9 KNUCKLE AND GEARED HUB ASSEMBLIES	
1	06007131	KNUCKLE, geared hub, front L.H., rear R.H. w/o CTIS . .	1
1	06007130	KNUCKLE, geared hub, front R.H., rear L.H. w/o CTIS . .	1
1	06007127	KNUCKLE, geared hub, front R.H. w/ CTIS	1
1	06007128	KNUCKLE, geared hub, front L.H. w/ CTIS	1
1	06007129	KNUCKLE, geared hub, rear R.H. w/ CTIS	1
1	06007132	KNUCKLE, geared hub, rear L.H. w/ CTIS	1
1	06008545	KNUCKLE, geared hub, front R.H., CTIS ready	1
		12,100 GVW	
1	06008546	KNUCKLE, geared hub, front L.H., CTIS ready	1
		12,100 GVW	
1	06008547	KNUCKLE, geared hub, rear R.H., CTIS ready	1
		12,100 GVW	
1	06008548	KNUCKLE, geared hub, rear L.H., CTIS ready	1
		12,100 GVW	
2	05579060	•SEAL, outer bearing	1
3	MS 00019081 86	•BEARING, spindle, outer	1
4	05573989	•SPACER, outer spindle.	1
5	05595214	•PLUG, upper access	1
6	05573688	•WASHER, upper access plug	1
7	05568223	•WASHER, halfshaft.	1
7	RCSK1704 7	•WASHER, halfshaft, 12,100 GVW	1
8	05568226	•BEARING, upper gear.	2
9	06007115	•GEAR, upper	1
9	RCSK1704 6	•GEAR, upper, 12,100 GVW	1
10	05590745	•SEAL, upper gear	1
11	05573692	•SHIM, gasket, .005-inch	V
12	05574002	•RETAINER, upper gear.	1
13	05596254	•WASHER, flat, upper gear retainer, 3/8"	4
14	05593067	•BOLT, upper gear retainer, 3/8"-16 x 1.00"	4
15	05593207	•BOLT, steering cover, 1/2"-13 x 1/25", w/o CTIS	4
16	05596253	•WASHER, flat, steering cover, 1/2", w/o CTIS.	4
17	06005123	•COVER, steering arm, front L.H., rear R.H., w/o CTIS .	1
17	06005122	•COVER, steering arm, front R.H., rear L.H., w/o CTIS .	1
18	06001757	•LOCKSCREW, clampnut	1
19	06001735	•CLAMPNUT, bearing to steering arm cover.	1
20	05573684	•WASHER, spindle	1
21	05568227	•BEARING, inner	1
★ 22	06009400	•SPACER, inner bearing, w/o CTIS.	1
★ 22	06009350	•SPACER, inner bearing, w/ CTIS or 12,100 GVW.	1

12-31-96

1996 HUMMER PARTS CATALOG

6-26 WHEELS AND TIRES/AXLES/CENTRAL TIRE INFLATION SYSTEM

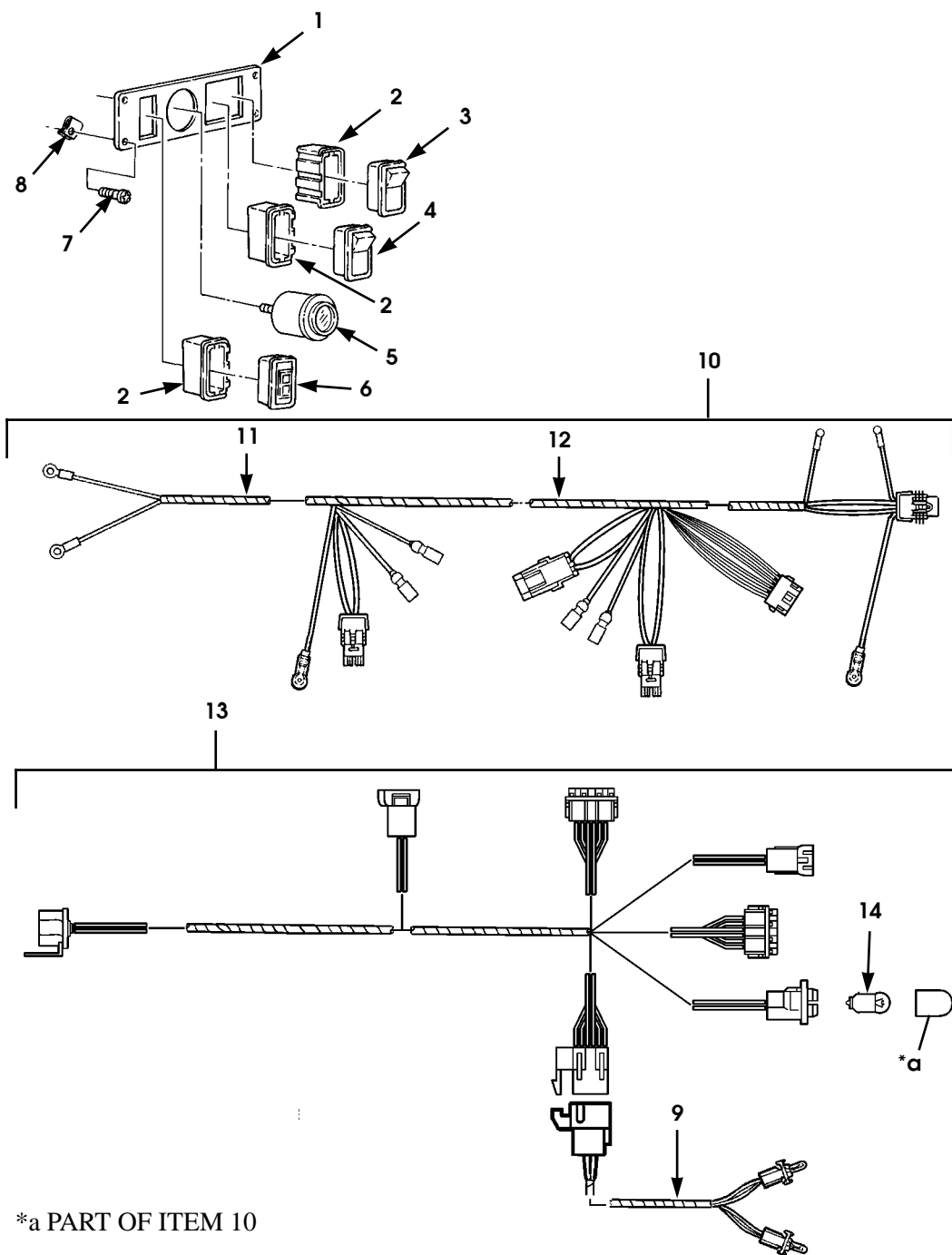
ITEM	PART NUMBER	DESCRIPTION	QTY
		Figure 6-9 KNUCKLE AND GEARED HUB ASSEMBLIES (Cont'd)	
23	05574924	•ACCESS COVER, case side	1
24	05573687	•WASHER, fill plug, nylon	1
25	05573690	•FILL PLUG, access cover	1
26	05593348	•BOLT, side cover, 5/16"-18 x 0.56"	8
27	MS 00027183 12	•WASHER, flat, side cover. 3/4"	8
28	06007114	•GEAR, lower, output	1
28	RCSK1758 7	•GEAR, lower, output 12,100 GVW	1
29	05593656	•MAGNETIC PLUG, lower pipe	1
★ 30	06009422	•SPINDLE.	1
★ 30	06009349	•SPINDLE, w/ CTIS or 12,100 GVW	1
31	05568211	•BOLT, spindle	8
32	05594472	•RETAINER, hub, CTIS or 12,100 GVW.	1
33	05594531	•EXTENSION, spindle, CTIS or 12,100 GVW	1
34	06001784	•SPACER, bearing, w/ CTIS or 12,100 GVW.	1
35	06005193	•SEAL, spindle, w/ CTIS or 12,100 GVW	1
36	06005120	•COVER, steering arm, rear L.H., front R.H. w/ CTIS or 12,100 GVW	1
36	06005121	•COVER, steering arm, rear R.H., front L.H. w/ CTIS or 12,100 GVW	1
37	05599210	•WASHER, flat, hardened, shield, SEE NOTE 2	2
37	05596253	•WASHER, flat, shield, 1/2" SEE NOTE 1	4
38	05598234	•SHIELD, CTIS tube, rear, SEE NOTE 2	2
39	MS 00035338 47	•LOCKWASHER, 7/16" SEE NOTE 2	2
40	G 00179884	•BOLT, shield, SEE NOTE 2.	2
41	G 00442733	•SCREW, steering cover, SEE NOTE 1	4
41	MS 00090728 111	•SCREW, steering cover, SEE NOTE 2	2
42	G 02436165	•WASHER, flat, steering cover, 1/2" SEE NOTE 2	4
43	MS 00090728 113	BOLT, steering stop, front only, 1/2"-13 x 1.5	2
44	MS 00051471 01	NUT, steering stop, front only, 1/2"-13.	2
		NOTE 1:FOR KNUCKLE ASSEMBLIES: L.H. FRONT – P/N 06007128 AND 06008546 R.H. FRONT – P/N 06007127 AND 06008545 NOTE 2:FOR KNUCKLE ASSEMBLIES: L.H. REAR – P/N 06007132 AND 06008548 R.H. REAR – P/N 06007129 AND 06008547	

1996 HUMMER PARTS CATALOG

WHEELS AND TIRES/AXLES/CENTRAL TIRE INFLATION SYSTEM 6-27

NOTES

6-28 WHEELS AND TIRES/AXLES/CENTRAL TIRE INFLATION SYSTEM



*a PART OF ITEM 10

P06-017.2

★

Figure 6-10. CTIS Control Panel and Electrical Harnesses.

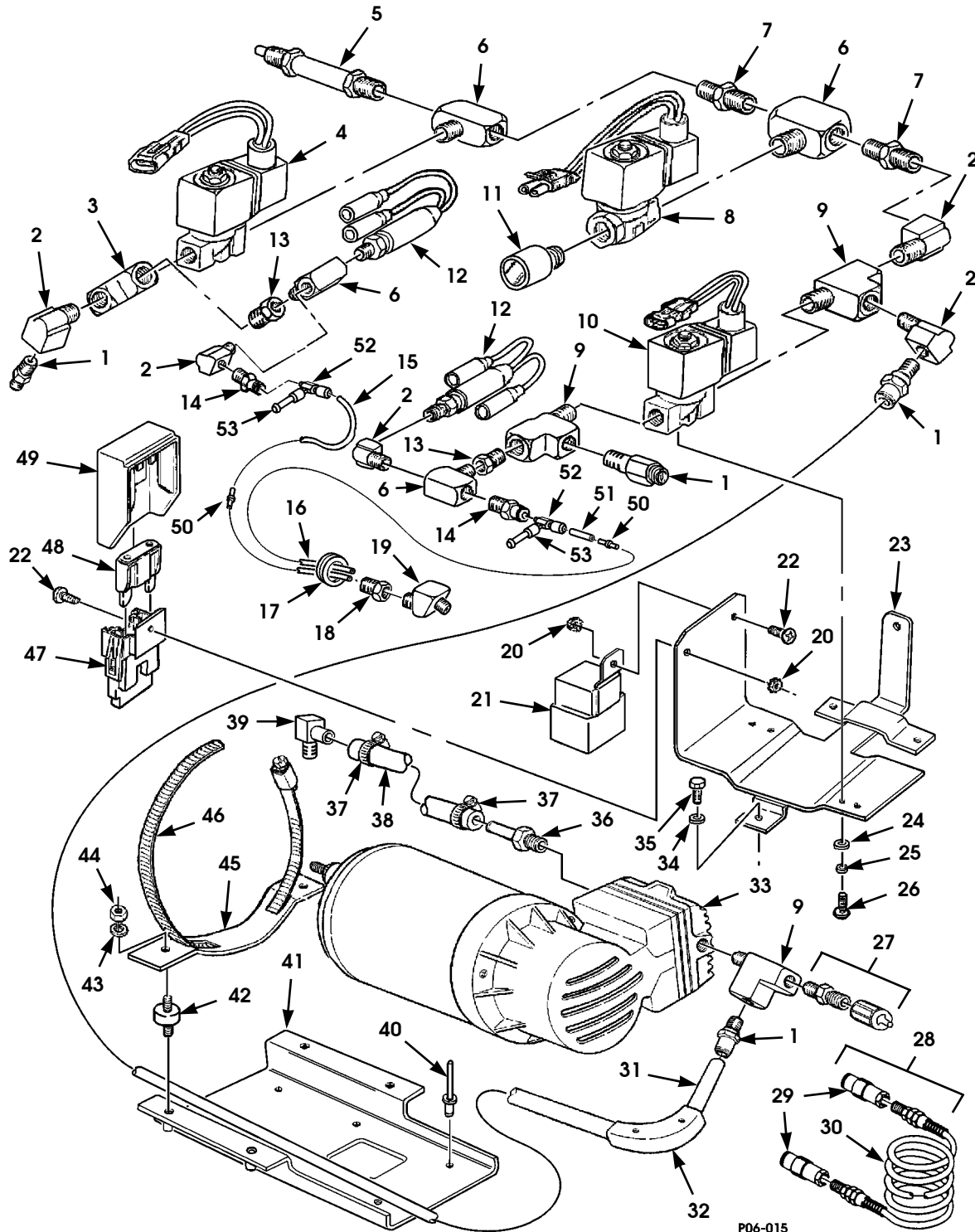
1996 HUMMER PARTS CATALOG

12-31-96

WHEELS AND TIRES/AXLES/CENTRAL TIRE INFLATION SYSTEM 6-29

ITEM	PART NUMBER	DESCRIPTION	QTY
		Figure 6-10 CTIS CONTROL PANEL AND ELECTRICAL HARNESSSES	
1	06006658	PANEL, lower gauge w/ CTI	1
2	05939042	END BEZEL, CTI cluster	3
3	06006604	SWITCH, CTI selector	1
4	06006603	SWITCH, CTI INFLATE/DEFLATE.	1
5	06005131	GAUGE, CTI	1
6	05939071	LAMP, IND/WARNING	1
7	05939651	SCREW, gauge panel	4
8	06000302	SPEEDNUT, gauge panel.	4
* 9	05939527	JUMPER ASSEMBLY, CTIS indicator	1
10	06006602	HARNESS ASSEMBLY, CTIS, exterior	1
11	06007671	•ANTI-CHAFE, 14" long	1
12	06007672	•CONDUIT, convoluted, 20"	1
13	06006632	HARNESS ASSEMBLY, CTIS interior	1
14	06006770	•LAMP	1

6-30 WHEELS AND TIRES/AXLES/CENTRAL TIRE INFLATION SYSTEM



★

Figure 6-11. CTIS Valve Assembly and Compressor, Early Model 1996.

1996 HUMMER PARTS CATALOG

12-31-96

WHEELS AND TIRES/AXLES/CENTRAL TIRE INFLATION SYSTEM 6-31

ITEM	PART NUMBER	DESCRIPTION	QTY
		Figure 6-11 CTIS VALVE ASSEMBLY AND COMPRESSOR, EARLY MODEL 1996	
1	06005733	PUSH CONNECTOR	4
2	4 4-130239	STREET ELBOW	5
3	4 4-4-1304 24B	STREET TEE	1
★ 4	06008370	VALVE ASSEMBLY, front inflate solenoid	1
★ 5	06008872	VALVE, safety	1
★ 6	4 4-4-1304 25	BRANCH TEE, male	4
★ 7	4 4-130137	REDUCER, hex nipple	2
★ 8	06008371	VALVE ASSEMBLY, deflate solenoid	1
9	4 4-4-1304 24B	STREET TEE	3
★ 10	06008370	VALVE ASSEMBLY, rear inflate solenoid	1
11	05935430	DUST EXCLUDER	1
12	06001036	SWITCH, pressure	2
13	4 2-130140	REDUCER BUSHING	2
★ 14	06008379	PUSH CONNECTOR, 1/8" tubing	2
15	NPN	TUBING, 24" long (SEE NOTE 1)	1
16	06000258	TUBING	1
17	06000042	GROMMET, pressure switch, CTIS	1
18	06006635	CONNECTOR, female, 1/8"	2
19	2 2-130339	ELBOW, 45 degree street	2
20	G 00271166	NUT ASSEMBLY, ext tooth L/W #10	3
21	05939316	RELAY	1
22	G 09413442	SCREW, #10-24 x 0.5.	3
23	06005562 B2	BRACKET ASSEMBLY, valve mounting.	1
24	G 00120391	WASHER, flat, #10.	4
25	G 00120217	WASHER, lock, #10	4
26	G 00188978	SCREW, #10-24 x 3/8"	4
27	12342634	TANK VALVE ASSEMBLY	1
★ 28	06004415	HOSE ASSEMBLY, CTIS auxiliary air,	1
29	06004417	•FITTING, quick disconnect	2
30	06004416	•HOSE, auxiliary air	1
31	NPN	TUBING, nylon reinforced, 18" (SEE NOTE 2).	1
32	06005750	CLIP, flow bend	1
33	05939999	COMPRESSOR, CTIS.	1
34	MS 00027183 42	WASHER, flat, #10.	3
35	MS 00051849 76	SCREW, #10-24 x 0.75"	3
36	6 4-430160	HOSE END, 3/8"	1
37	11608950 1	CLAMP, hose	2
38	06000340	HOSE, air horn, 39.5"	1
39	12339415	ELBOW	1
40	12339355 1	RIVET.	6
41	06005444	BRACKET ASSEMBLY, compressor lower.	1
42	05939998	ISOLATOR	4

AM General Corporation

12-31-96

1996 HUMMER PARTS CATALOG

6-32 WHEELS AND TIRES/AXLES/CENTRAL TIRE INFLATION SYSTEM

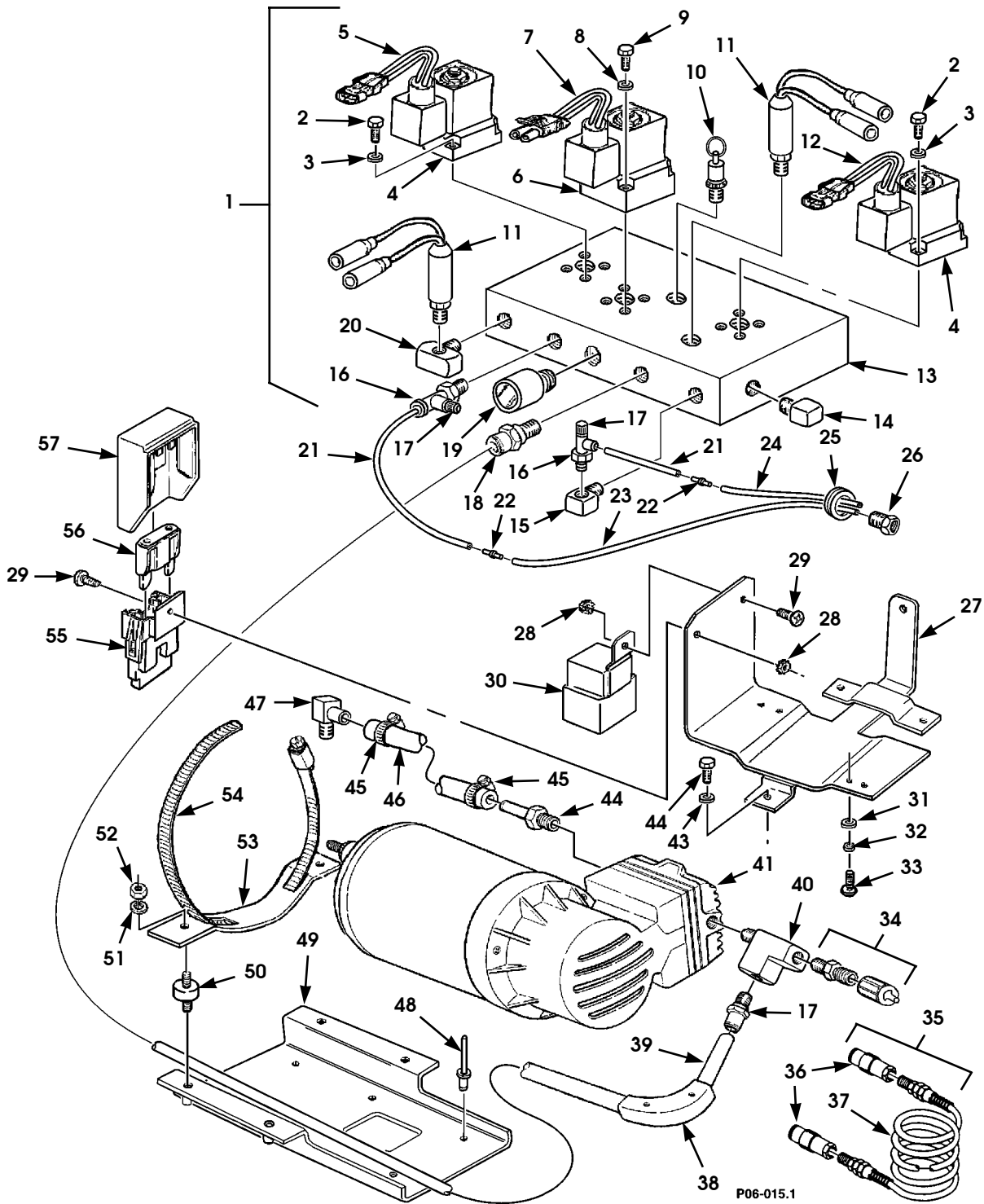
ITEM	PART NUMBER	DESCRIPTION	QTY
		Figure 6-11 CTIS VALVE ASSEMBLY AND COMPRESSOR, EARLY MODEL 1996 (Cont'd)	
43	G 00120380	WASHER, lock, 1/4"	4
44	G 00134551	NUT, hex, 1/4"-20	4
45	06003902	BRACKET, compressor upper	2
46	11608950 18	CLAMP, hose	2
47	06000033	FUSE HOLDER	1
48	05939412	FUSE, maxi, 40 Amp	1
49	06000034	COVER, fuse	1
50	06007670	ORIFICE, CTIS	2
* 51	NPN	TUBING, nylon reinforcing, 4" SEE NOTE 1	2
52	06007458	TEE, male run swivel	2
53	06007669	PLUG, 1/8" tube	2
		NOTE 1: CUT FROM P/N CP R 104420 6	
		NOTE 2: CUT FROM P/N CP R 104420 2	

1996 HUMMER PARTS CATALOG

WHEELS AND TIRES/AXLES/CENTRAL TIRE INFLATION SYSTEM 6-33

NOTES

6-34 WHEELS AND TIRES/AXLES/CENTRAL TIRE INFLATION SYSTEM



★

Figure 6-12. CTIS Valve Assembly and Compressor, Late Model 1996.

1996 HUMMER PARTS CATALOG

12-31-96

WHEELS AND TIRES/AXLES/CENTRAL TIRE INFLATION SYSTEM 6-35

ITEM	PART NUMBER	DESCRIPTION	QTY
		Figure 6-12 CTIS VALVE ASSEMBLY AND COMPRESSOR, LATE MODEL 1996	
1	06008025	MANIFOLD ASSY, CTIS	1
2	N/S	•SCREW, #8-32 x 0.625"	8
3	N/S	•WASHER, lock, #8	8
4	06008370	•VALVE, inflate	2
5	06008372	•COIL ASSEMBLY, front, inflate	1
6	06008371	•VALVE, deflate	1
7	06008374	•COIL ASSEMBLY, deflate	1
8	N/S	•WASHER, lock, 1/4"	4
9	N/S	•SCREW, #1/4"-20 x 1.5"	4
10	06008872	•VALVE, safety	1
11	06001036	•SWITCH, pressure	2
12	06008373	•COIL ASSEMBLY, rear, inflate	1
13	06008375	•MANIFOLD, CTI	1
14	06008377	•STREET ELBOW, 1/4" FPT	1
15	2 2-130239 B	•STREET ELBOW, 1/8" FPT	1
16	06008379	•TEE, swivel.	2
17	06008380	•TUBE PLUG	2
18	06005733	•PUSH CONNECTOR	2
19	05935430	•DUST EXCLUDER.	1
20	06008376	•ELBOW, pressure switch	1
21	NPN	TUBING, 4" long (SEE NOTE 1)	2
22	06007670	ORIFICE, CTIS	2
23	NPN	TUBING, 24" long (SEE NOTE 1)	1
24	06000258	TUBING, 24"	1
25	06000042	GROMMET	1
26	06006635	CONNECTOR, female, 1/8"	2
27	06005985 B2	BRACKET ASSEMBLY, valve mounting.	1
28	N/S	NUT ASSEMBLY, ext tooth L/W #10, KEPS	3
29	N/S	SCREW, #10-24 x 0.5, Ph.	3
30	05939316	RELAY	1
31	N/S	WASHER, flat, #10, SAE	4
32	N/S	WASHER, lock, #10, med	4
33	N/S	SCREW, #10-24 x 3/8", hex, mach.	4
34	12342634	TANK VALVE ASSEMBLY	1
35	06004415	HOSE ASSEMBLY, CTIS auxiliary air	1
36	06004417	•FITTING, quick disconnect	2
37	06004416	•HOSE, auxiliary air	1
38	06005750	CLIP, flow bend	1
39	NPN	TUBING, nylon reinforced, 17" (SEE NOTE 2).	1
40	4 4-4-1304 24B	STREET TEE.	1
41	05939999	COMPRESSOR, CTIS.	1
42	N/S	WASHER, flat, #10, SAE	3

AM General Corporation

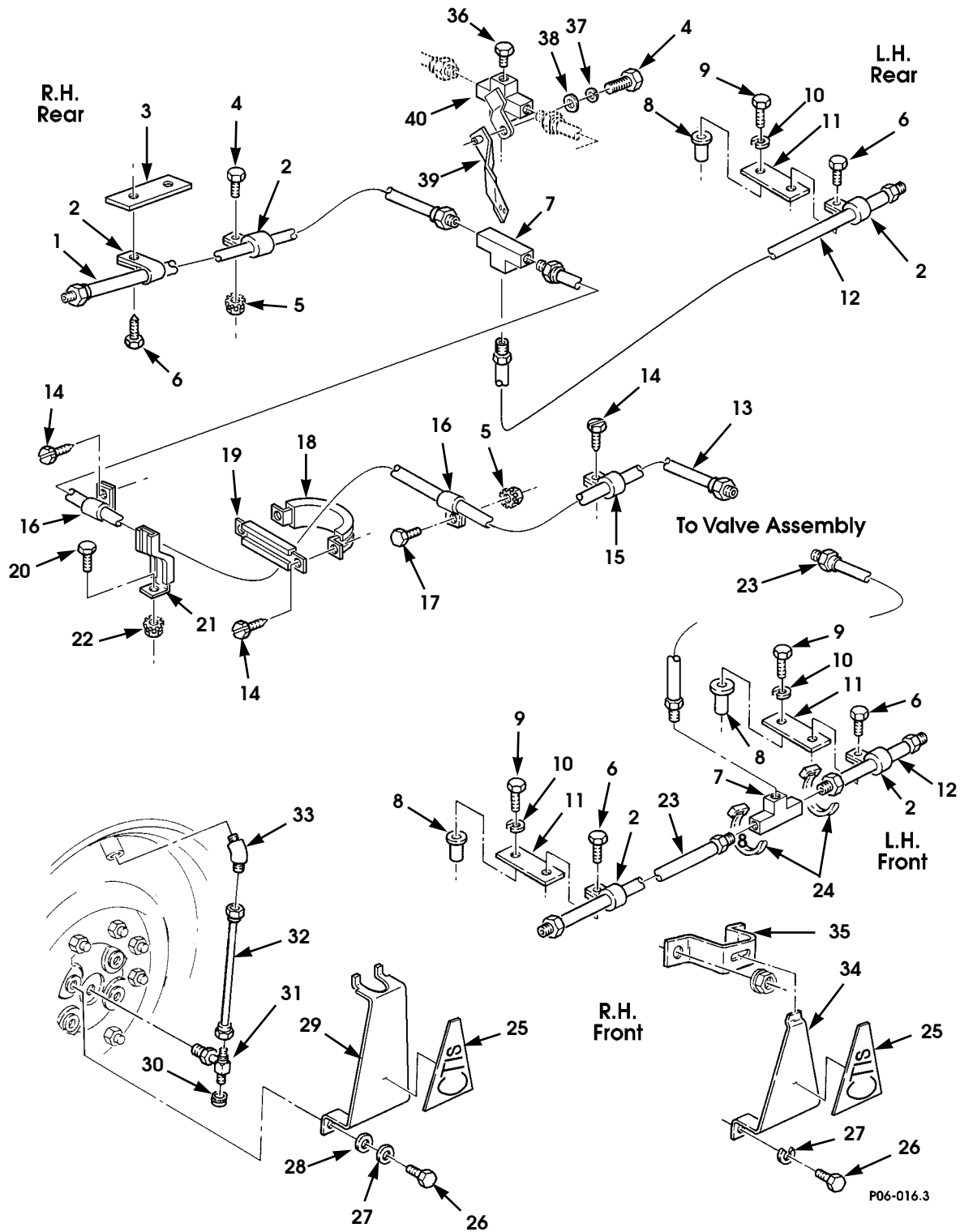
12-31-96

1996 HUMMER PARTS CATALOG

6-36 WHEELS AND TIRES/AXLES/CENTRAL TIRE INFLATION SYSTEM

ITEM	PART NUMBER	DESCRIPTION	QTY
		Figure 6-12 CTIS VALVE ASSEMBLY AND COMPRESSOR, LATE MODEL 1996 (Cont'd)	
43	N/S	SCREW, #10-24 x 0.75", hex, mach.....	3
44	6 4-430160 8	HOSE END, 3/8"	1
45	11608950 1	CLAMP, hose	2
46	06000340	HOSE, air horn, 39.5" (Non-Turbo Diesel)	1
46	12338330 7	HOSE, air horn, 45" (Turbo Diesel)	1
47	12339415	ELBOW	1
48	12339355 1	RIVET	6
49	06005444	BRACKET ASSEMBLY, compressor lower	1
50	05939998	ISOLATOR	4
51	N/S	WASHER, lock, 1/4", med, zinc	4
52	N/S	NUT, hex, 1/4"-20, zn	4
53	06003902 B2	BRACKET, compressor upper	2
54	11608950 18	CLAMP, hose	2
55	06000033	FUSE HOLDER	1
56	05939412	FUSE, maxi, 40 Amp	1
57	06000034	COVER, fuse	1
		NOTE 1: CUT FROM P/N C PR 104420 6, .125 OD	
		NOTE 2: CUT FROM P/N C PR 104420 2, .375 OD	

6-38 WHEELS AND TIRES/AXLES/CENTRAL TIRE INFLATION SYSTEM



★ *Figure 6-13. Central Tire Inflation System Routing*

1996 HUMMER PARTS CATALOG

12-31-96

WHEELS AND TIRES/AXLES/CENTRAL TIRE INFLATION SYSTEM 6-39

ITEM	PART NUMBER	DESCRIPTION	QTY
		Figure 6-13 CENTRAL TIRE INFLATION SYSTEM ROUTING	
1	06005738	HOSE ASSEMBLY, rear tee-to-R.H. side	1
2	MS 00021333 123	P-CLIP, 1/2"	5
3	12338172	BRACKET, P-clip	1
★ 4	MS 00090728 8	BOLT, 1/4-20 x 1.00	2
5	MS 00051943 31	NUT, 1/4-20	2
6	G 00271153	SCREW, self tapping, 3/8"-16 x 0.62"	4
7	4 4-4-1304 38	TEE, female, 1/4"	2
8	12339998 12	PLUSNUT, 5/16-18	3
9	MS 00090728 34	SCREW, hex head, 5/16"-18 x 1"	3
10	MS 00035338 45	WASHER, lock, 5/16"	3
11	05594462	BRACKET, P-clip	3
12	06005739	HOSE ASSEMBLY, tee-to-L.H. side, front & rear	2
13	06005737	HOSE ASSEMBLY, valve-to-rear tee	1
14	12342499 1	SCREW, self tapping, #10-32 x 0.5"	5
15	MS 00021333 77	P-CLIP	2
16	MS 00021333 76	P-CLIP	2
17	G 00431942	SCREW, hex head, #10-32 x 0.5"	1
18	12340665	CLAMP, strap	1
19	N/S	•CROSSBAR, clamp	1
20	G 09415477	SCREW, hex head, 1/4"-20 x 0.75	4
21	12339339	STRAP, retaining	4
22	G 00271172	NUT AND LOCKWASHER ASM, 1/4"-20	4
23	06005736	HOSE ASSEMBLY, valve-to-front tee, front tee-to-R.H. side	2
24	MS 00003367 3-0	TIE WRAP	2
★ 25	06003880	DECAL, 'CTIS' logo, two-piece wheel	4
★ 25	06008320	DECAL, 'CTIS' logo, one-piece wheel	4
26	G 09419071	BOLT, hex, 7/16-14 x 0.75"	8
27	MS 00035338 47	LOCKWASHER, 7/16"	8
28	G 02436164	WASHER, flat, 7/16	4
29	06005784	SHIELD, hose assembly, (1-Piece Wheel).	4
30	05594510	CAP, valve.	4
31	06005109	VALVE ASSEMBLY, quick disconnect	4
32	NPN	HOSE, 5 x 2" LONG (SEE NOTE 1)	4
★ 33	6 4-100202 BA	ELBOW, 3/8" tube to 1/4"NPT, one-piece wheel.	4
★ 33	05593467	ELBOW, 45 degree, two-piece wheel	4
34	05935440	SHIELD, CTIS tube, rear (L.E. only)	2
34	05935441	SHIELD, CTIS tube.	4
35	05935449	BRACKET, wheel tube shield support	4
★ 36	G 00127951	PLUG, hex head, 1/4" NPT	1
★ 37	N/S	WASHER, flat, 1/4"	1
★ 38	N/S	WASHER, lock, 1/4"	1
★ 39	06007737	BRACKET, CTI	1
★ 40	11669082	CROSS AND STRAP ASSEMBLY	1
		NOTE 1: CUT FROM P/N CP R 104420 2	

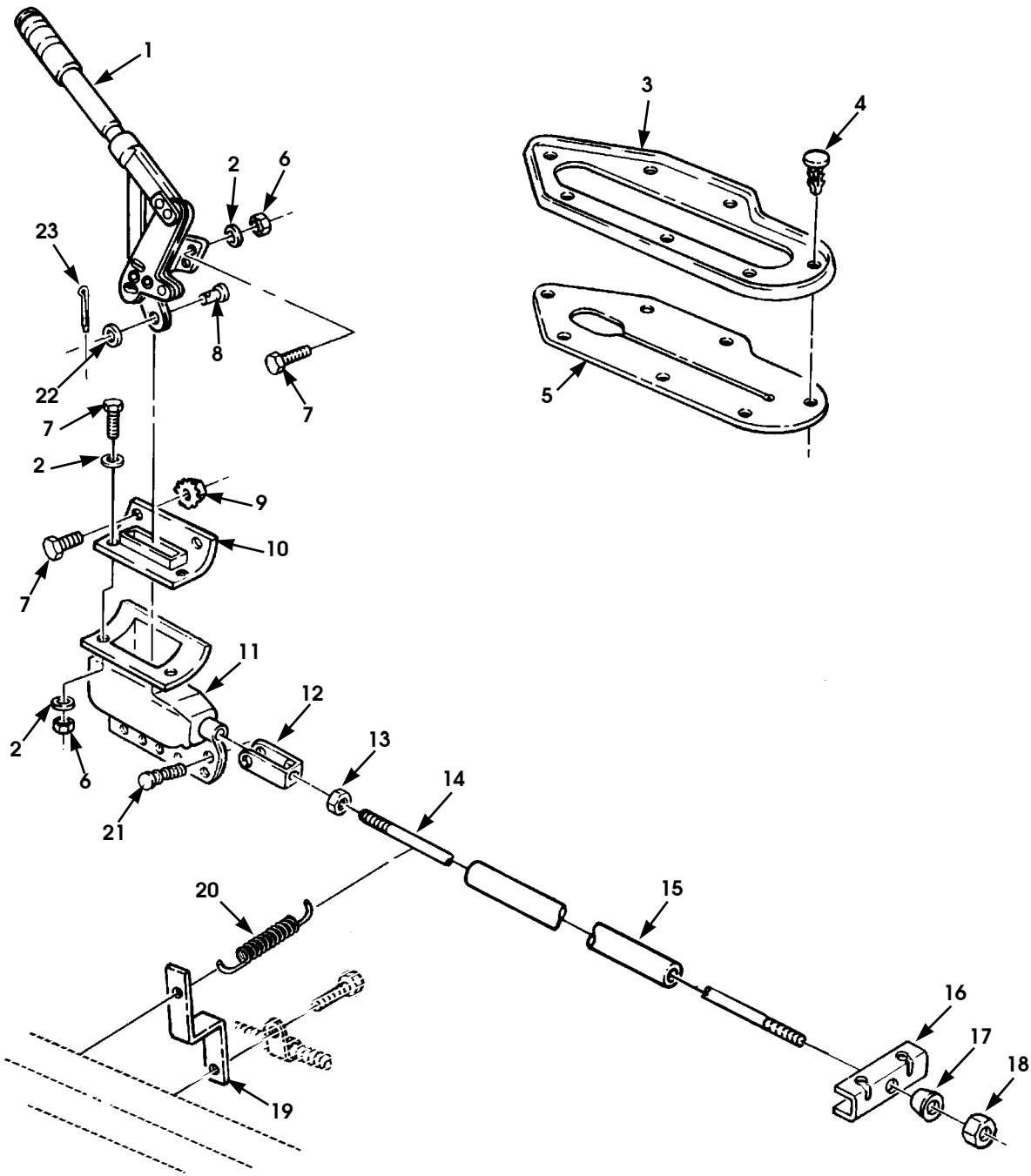
Section 7

BRAKES

TITLE	PAGE NUMBER
Parking Brake Hand Lever and Rod	7-2
Parking Brake Cables and Mounting Hardware	7-4
Parking Brake Caliper Assembly	7-6
★ Service Brake Caliper Assembly and Rotor	7-10
Front Service Brake Lines and Proportioning Valve	7-12
★ Front Service Brake Lines and Proportioning Valve, 12,100 GVW	7-14
Rear Brake Lines and Fittings	7-16
★ Rear Brake Lines and Fittings, 12,100 GVW	7-18
Master Cylinder Assembly and Hydro-Booster	7-20
Service Brake Pedal Assembly	7-22

1996 HUMMER PARTS CATALOG

7-2 BRAKES



P07-001.1

Figure 7-1. Parking Brake Hand Lever and Rod.

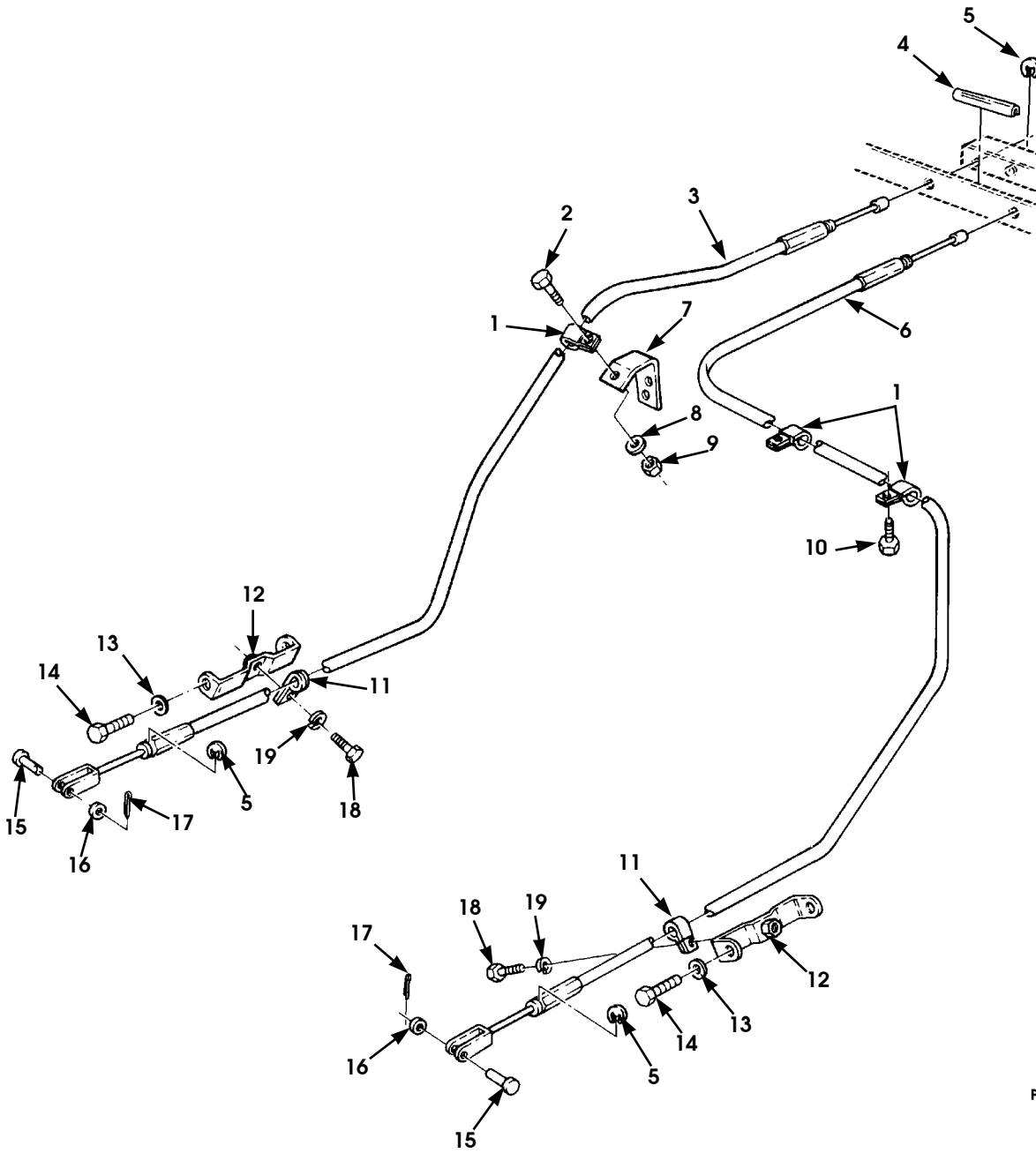
1996 HUMMER PARTS CATALOG

BRAKES 7-3

ITEM	PART NUMBER	DESCRIPTION	QTY
		Figure 7-1 PARKING BRAKE HAND LEVER AND ROD	
1	WA 12339218	LEVER, parking brake	1
2	Ⓒ 02436161	WASHER, flat, parking brake lever, 1/4"	7
3	06000436	BEZEL, parking brake lever	1
4	06000441	FASTENER, parking brake bezel	7
5	06000440	BOOT, parking brake lever bezel	1
6	MS 00051943 31	LOCKNUT, parking brake lever, 1/4"-20	5
7	MS 00090728 8	BOLT, parking brake, 1/4"-20 x 1.0"	6
8	Ⓒ 00138084	PIN, parking brake lever, clevis, 3/8"	1
9	Ⓒ 00271172	LOCKNUT, dust and moist boot, 1/4"-20	2
10	12338295	BOOT, dust and moist, upper parking brake	1
11	05939484	BOOT, dust and moist, lower parking brake	1
12	12338285	CLEVIS, rod end, front parking brake	1
13	Ⓒ 00225853	NUT, clevis rod, 5/16"-24	1
14	12341895	CLEVIS ROD, parking brake	1
15	06001224	SLEEVE, parking brake rod	1
16	12341902	BAR, brake cable equalizer	1
17	12341897	WASHER, parking brake clevis rod, conical	1
18	MS 00051943 34	LOCKNUT, parking brake clevis rod, 5/16"-24	1
19	06002426 B2	BRACKET, spring, retaining	1
20	12338866	SPRING, extension	1
21	05939457	CLIP, parking brake lower dust boot	6
22	Ⓒ 02436163	WASHER, flat, clevis pin, 3/8"	1
23	MS 00024665 283	COTTER PIN, clevis pin	1

1996 HUMMER PARTS CATALOG

7-4 BRAKES



P07-00:

Figure 7-2. Parking Brake Cables and Mounting Hardware.

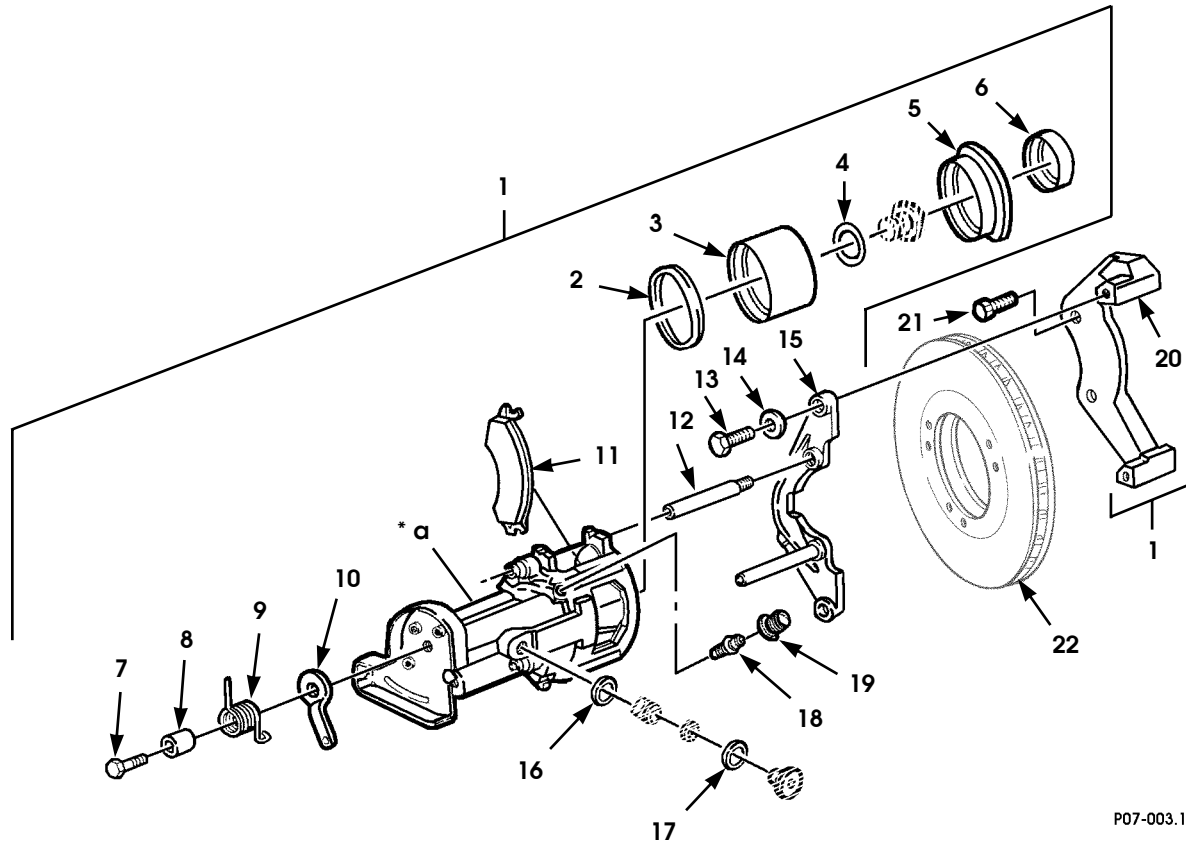
1996 HUMMER PARTS CATALOG

8-15-96

BRAKES 7-5

ITEM	PART NUMBER	DESCRIPTION	QTY
		Figure 7-2 PARKING BRAKE CABLES AND MOUNTING HARDWARE	
1	MS 00021333 104	CLAMP, parking brake cable, harness, rear	3
2	MS 00090725 6	BOLT, parking brake cable clamp, 1/4"-20 x 3/4"	1
3	12341898 1	CABLE, parking brake, L.H.	1
4	12339902 11	PROTECTOR, edge, 2-inch	1
5	MS 00016633 1050	RETAINING RING, parking brake cable, clip extn., 1/2"	4
6	12341898 3	CABLE, parking brake, R.H.	1
7	12341906	BRACKET, parking brake cable	1
* 8	G 02436161	WASHER, flat, parking brake cable bracket, 1/4".	1
9	G 00271172	NUT, parking brake cable bracket, 1/4"-20	1
10	G 09414241	BOLT, parking brake cable clamp, #10-32 x 3/8".	2
11	MS 00021333 105	CLAMP, parking brake cables, harness.	2
12	12342965	BRACKET, parking brake cable, R.H.	1
12	12342966	BRACKET, parking brake cable, L.H.	1
13	MS 00122033	LOCKWASHER, parking brake cable brackets, 5/16"	4
14	G 00456644	SCREW, parking brake cable brackets, 5/16"-18 x 5/8"	4
15	G 00138084	PIN, parking brake cables, clevis, 3/8"	2
16	G 02436163	WASHER, flat, parking brake cables, 3/8"	2
17	MS 00024665 283	COTTER PIN, parking brake cables	2
18	MS 00090728 5	BOLT, parking brake cable clamps, 1/4"-20 x 6.25"	2
19	MS 00035338 44	LOCKWASHER, parking brake cable clamps, 1/4"	2

7-6 BRAKES



P07-003.1

* a PART OF ITEM 1

Figure 7-3. Parking Brake Caliper Assembly.

1996 HUMMER PARTS CATALOG

8-15-96

BRAKES 7-7

ITEM	PART NUMBER	DESCRIPTION	QTY
		Figure 7-3 PARKING BRAKE CALIPER ASSEMBLY	
1	06006901	BRAKE CALIPER ASSEMBLY, R.H., rear	1
★ 1	06002298	BRAKE CALIPER ASSEMBLY, R.H., rear, 12,100 GVW (Fleet Use Only)	1
1	06006900	BRAKE CALIPER ASSEMBLY, L.H., rear	1
★ 1	06002216	BRAKE CALIPER ASSEMBLY, L.H., rear, 12,100 GVW (Fleet Use Only)	1
2	05578797	•SEAL, piston SEE NOTE 1	1
3	05744404	•PISTON	1
4	S.I.K.	•O-RING, thrust screw SEE NOTE 2.	1
5	05578800	•DUST BOOT, piston SEE NOTE 1	1
6	S.I.K.	•DUST CAP, piston SEE NOTE 2	1
7	05741889	•CAPSCREW, brake caliper	1
8	05741890	•CUP, spring	1
9	05741995	•SPRING, L.H.	1
9	05741994	•SPRING, R.H.	1
10	05741750	•ARM, lever, L.H.	1
10	05741748	•ARM, lever, R.H.	1
11	S.I.K.	•PAD, disc brake, SEE NOTE 3.	1
★ 11	S.I.K.	•PAD, disc brake, 12,100 GVW SEE NOTE 4.	1
12	12342339	•PIN, caliper.	2
13	05584071	•SCREW, hex head, grade 8	2
14	05584072	•WASHER, flat.	2
15	05573090	•YOKE, disc brake	1
16	S.I.K.	•O-RING, anti-rotation pin SEE NOTE 2	1
17	S.I.K.	•O-RING, pin retaining plug SEE NOTE 2.	1
18	05578802	•BLEEDER VALVE	1
19	05597172	•CAP, bleeder valve	1
20	05742123	•ADAPTER	1
★ 20	06002229	•ADAPTER, 12,100 GVW	1
21	05936095	BOLT, adapter, 5/8"-11 x 1.50"	4
★ 22	12338387	ROTOR, disc brake.	4
★ 22	06002218	ROTOR, disc brake, 12,100 GVW	4
NOTE 1: PART OF SERVICE BRAKE CALIPER BOOT AND SEAL KIT P/N 05579865. ONE (1) KIT HAS ENOUGH COMPONENTS FOR TWO (2) BRAKE CALIPERS			

8-15-96

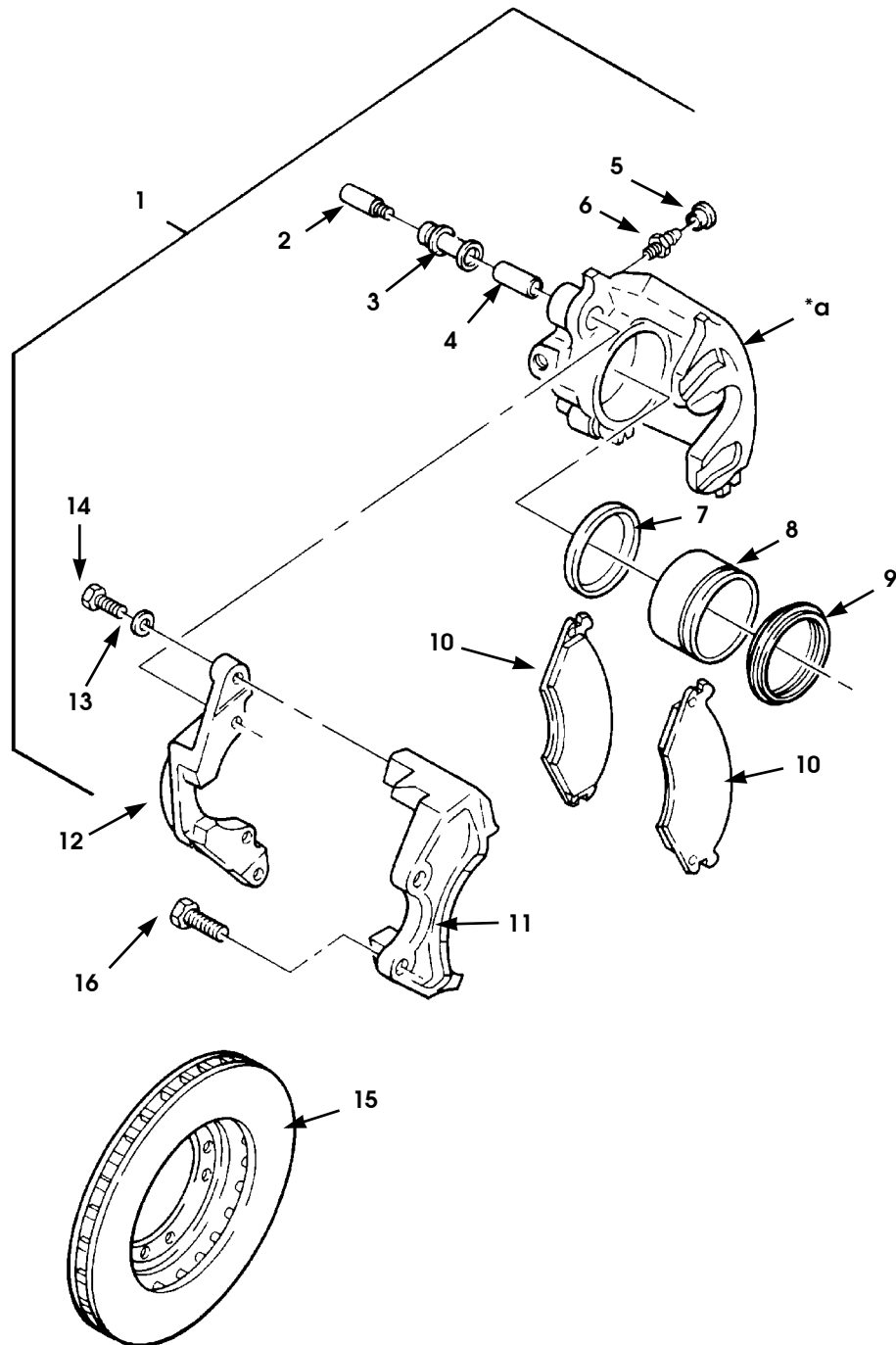
1996 HUMMER PARTS CATALOG

7-8 BRAKES

ITEM	PART NUMBER	DESCRIPTION	QTY
*		<p>Figure 7-3 PARKING BRAKE CALIPER ASSEMBLY (Cont'd)</p> <p>NOTE 2: PART OF REAR CALIPER RESEAL KIT P/N 05744405. RESEAL KIT INCLUDES ACTUATOR SHAFT O-RING (Not Illustrated)</p> <p>NOTE 3: PART OF SERVICE BRAKE PAD KIT P/N 05742771 KIT CONTAINS 4 PADS TO SERVICE ONE AXLE</p> <p>NOTE 4: PART OF SERVICE BRAKE PAD KIT P/N RCSK1721 5. KIT CONTAINS 4 PADS TO SERVICE ONE AXLE, FOR USE WITH THE 12,100 GVW OPTION</p>	

1996 HUMMER PARTS CATALOG

7-10 BRAKES



P07-004

* a PART OF ITEM 1

Figure 7-4. Service Brake Caliper Assembly and Rotor.

1996 HUMMER PARTS CATALOG

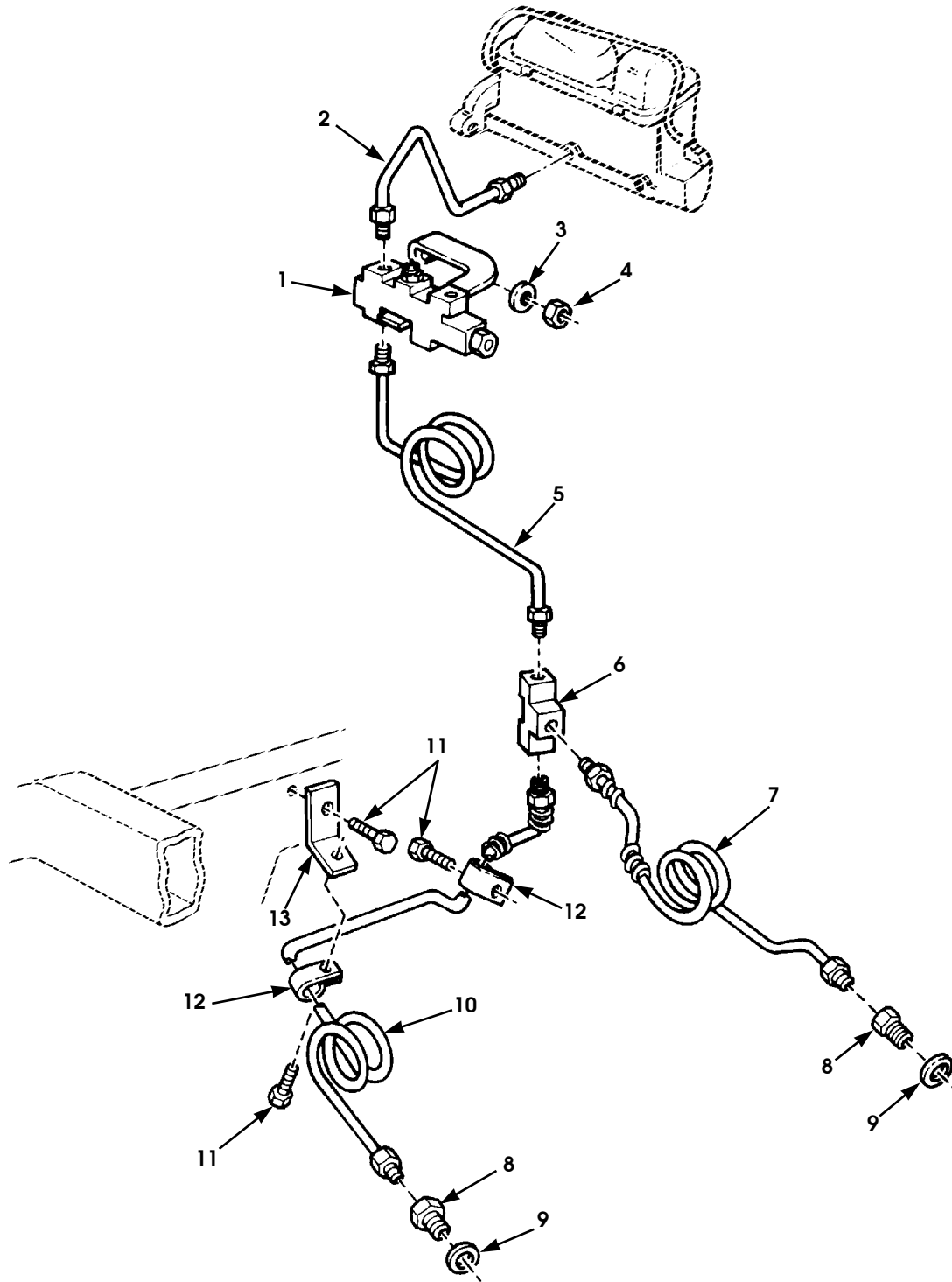
8-15-96

BRAKES 7-11

ITEM	PART NUMBER	DESCRIPTION	QTY
		Figure 7-4 SERVICE BRAKE CALIPER ASSEMBLY AND ROTOR	
1	06006899	DISC BRAKE ASSEMBLY, L.H. front	1
★ 1	06002215	DISC BRAKE ASSEMBLY, L.H. front, 12,100 GVW (Fleet Use Only)	1
1	06006898	DISC BRAKE ASSEMBLY, R.H. front	1
★ 1	06002217	DISC BRAKE ASSEMBLY, R.H. front, 12,100 GVW (Fleet Use Only)	1
2	12342339	•PIN, caliper, locating	2
3	05578806	••BUSHING, caliper.	2
4	05578794	••SLEEVE, caliper	2
5	05597172	••CAP, bleeder valve	1
6	05578802	••BLEEDER VALVE, caliper	1
7	05578797	••SEAL, piston SEE NOTE 1	1
8	05578803	••PISTON, caliper	1
9	05578800	••BOOT, caliper, piston, SEE NOTE 1	1
10	S.I.K.	•PAD, disc brake, SEE NOTE 2	1
★ 10	S.I.K.	•PAD, disc brake, 12,100 GVW SEE NOTE 3	1
11	05578809	•ADAPTER, L.H. front	1
★ 11	06002228	•ADAPTER, L.H. front, 12,100 GVW	1
11	05742123	•ADAPTER, R.H. front	1
★ 11	06002229	•ADAPTER, R.H. front, 12,100 GVW	1
12	05573090	•YOKE, disc brake	1
13	05584072	•WASHER, flat, yoke to adapter	2
14	05584071	•BOLT, yoke to adapter, hex head	2
15	12338387	ROTOR, disc brake.	4
★ 15	06002218	ROTOR, disc brake, 12,100 GVW	4
16	05936095	BOLT, 5/8"-11 x 1.5".	4
		NOTE 1: PART OF SERVICE BRAKE CALIPER BOOT AND SEAL KIT P/N 05579865	
		NOTE 2: PART OF SERVICE BRAKE PAD KIT P/N 05742771. KIT CONTAINS 4 PADS TO SERVICE ONE AXLE	
★		NOTE 3: PART OF SERVICE BRAKE PAD KIT P/N RCSK1721 5. KIT CONTAINS 4 PADS TO SERVICE ONE AXLE	

1996 HUMMER PARTS CATALOG

7-12 BRAKES



P07-005

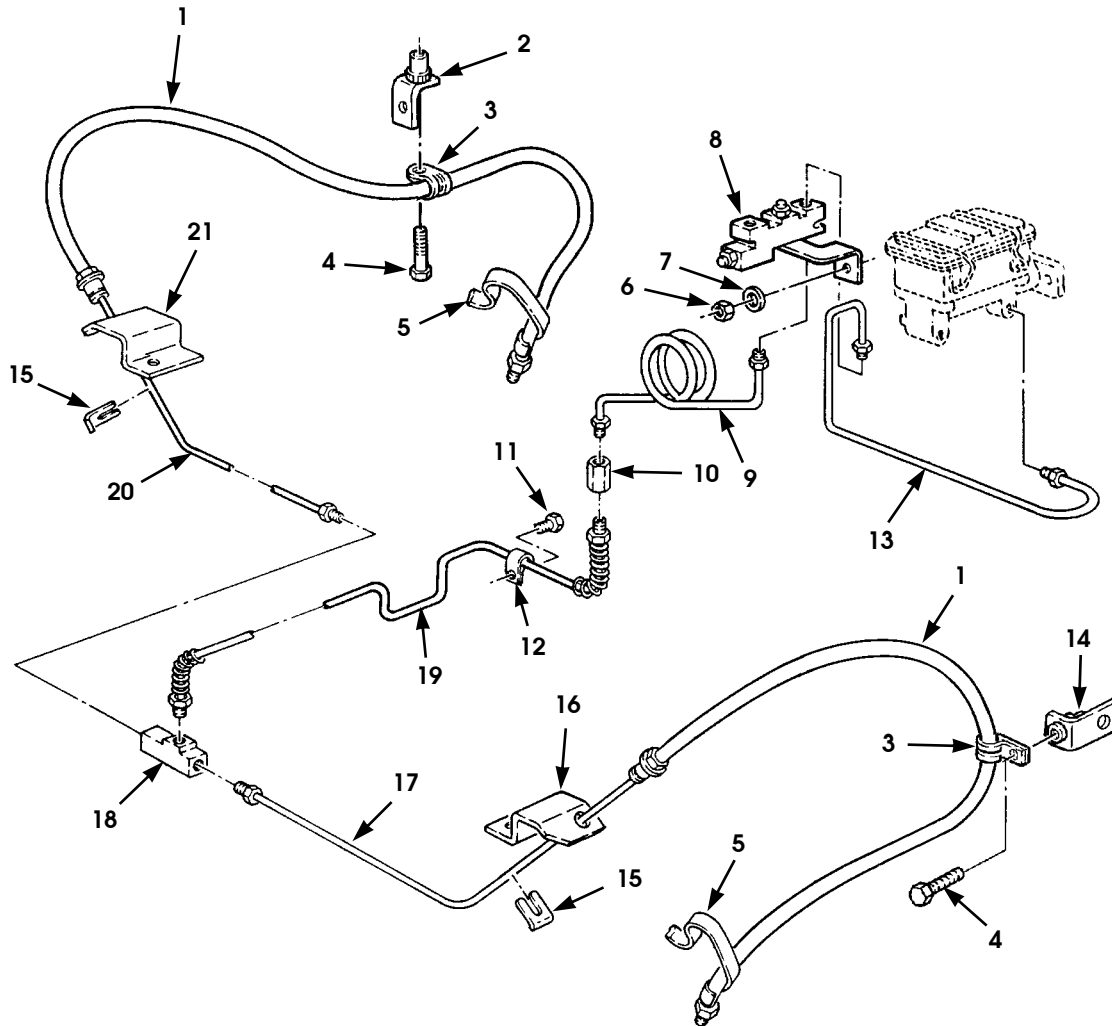
Figure 7-5. Front Service Brake Lines and Proportioning Valve.

1996 HUMMER PARTS CATALOG

BRAKES 7-13

ITEM	PART NUMBER	DESCRIPTION	QTY
		Figure 7-5 FRONT SERVICE BRAKE LINES AND PROPORTIONING VALVE (w/o 12,100 GVW option)	
1	06005728	VALVE ASSEMBLY, hydraulic brake	1
2	12338299	TUBE ASSEMBLY, master cylinder	1
3	G 02436163	WASHER, flat, valve to hydro-boost, 3/8"	1
4	MS 00051943 35	LOCKNUT, valve to hydro-boost, 3/8"-16	1
5	06004425	TUBE, valve to tee	1
6	G 00178654	TEE, tube, front brake lines	1
7	12338296	TUBE ASSEMBLY, tee to front L.H. caliper	1
8	12339235	COUPLING, brake caliper	2
9	12339204	WASHER, caliper	2
10	12338297	TUBE ASSEMBLY, tee to front R.H. caliper	1
11	G 00271153	BOLT, 3/8"-16 x 5/8"	3
12	G 00179147	CLIP, brake line, #3, 3/16"	2
13	12338301	BRACKET, brake line	1

7-14 BRAKES



P07-009

Figure 7-6. Front Service Brake Lines and Proportioning Valve (12,100 GVW option).

1996 HUMMER PARTS CATALOG

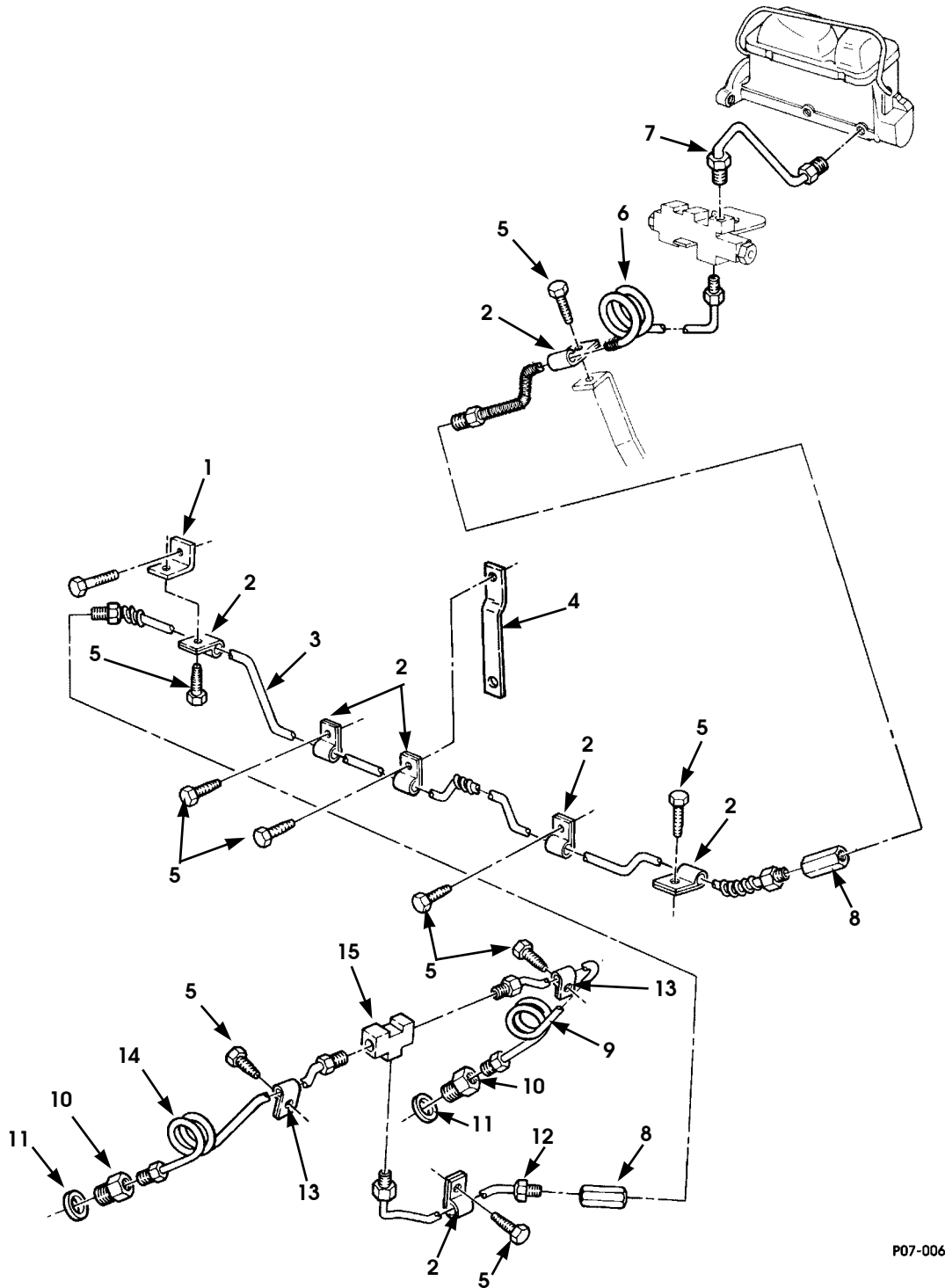
8-15-96

BRAKES 7-15

ITEM	PART NUMBER	DESCRIPTION	QTY
		Figure 7-6 FRONT SERVICE BRAKE LINES AND PROPORTIONING VALVE (12,100 GVW option)	
★ 1	RCSK1772 1	HOSE ASSEMBLY, brake, 12,100 GVW	2
★ 2	EX 00004402	BRACKET, brake line, 12,100 GVW	1
★ 3	MS 00021333 102	CLAMP, loop.	2
★ 4	05743604	BOLT, 1/4"-20 x 3/4"	2
★ 5	B 47287-II 27	CHAFE GUARD, 1/2" x 27"	2
★ 6	MS 00051943 35	LOCKNUT, 3/8"-16	1
★ 7	G 02436163	WASHER, flat, 3/8"	1
★ 8	06005728	VALVE, proportioning	1
★ 9	EX 00004500	TUBE ASSEMBLY, valve-to-front brakes, 12,100 GVW. . .	1
★ 10	G 00442393	FITTING, union.	1
★ 11	G 00271153	SCREW, tapping	1
★ 12	G 00179147	CLIP, closed #3, 3/16"	1
★ 13	12342900	TUBING ASSEMBLY, M/C-to-prop valve, 12,100 GVW. . .	1
★ 14	EX 00004393	BRACKET AND INSERT ASSY, brakes, 12,100 GVW.	1
★ 15	RCSK1777 9	RETAINER, brake lines, 12,100 GVW	2
★ 16	EX 00004228 2	BRACKET, brake line, 12,100 GVW	1
★ 17	EX 00004231 3	TUBE ASSEMBLY, brake, L.H., 12,100 GVW.	1
★ 18	G 00178654	TEE, brake lines, 12,100 GVW	1
★ 19	EX 00004233	TUBE ASSEMBLY, brake, front, 12,100 GVW.	1
★ 20	EX 00004231 4	TUBE ASSEMBLY, brake, R.H., 12,100 GVW	1
★ 21	EX 00004228 1	BRACKET, brake line, 12,100 GVW	1

1996 HUMMER PARTS CATALOG

7-16 BRAKES



P07-006

Figure 7-7. Rear Brake Lines and Fittings

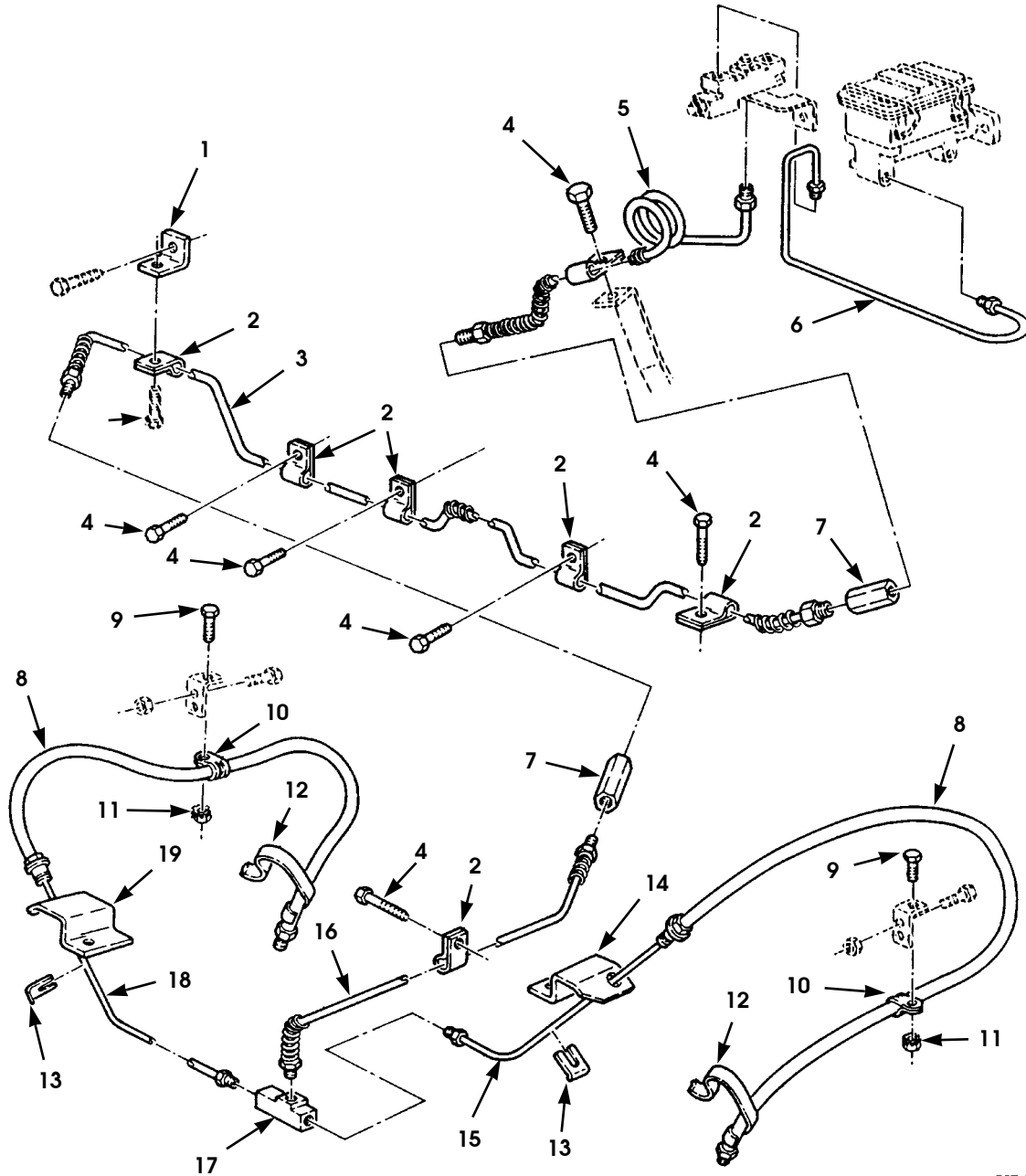
1996 HUMMER PARTS CATALOG

8-15-96

BRAKES 7-17

ITEM	PART NUMBER	DESCRIPTION	QTY
		Figure 7-7 REAR BRAKE LINES AND FITTINGS	
* 1	12338170	BRACKET, brake line	1
2	G 00179148	CLIP, brake line, 5/16"	7
3	12447166	TUBE ASSEMBLY, center, union to union	1
4	12447165	BRACKET, support	1
5	G 00271153	SCREW, brake line clips, 3/8"-16 x 5/8"	9
6	12338307	TUBE ASSEMBLY, valve to union	1
7	12338300	TUBE ASSEMBLY, master cylinder to valve	1
8	G 00442393	UNION, rear brake, center	2
9	12338305	TUBE ASSEMBLY, tee to rear L.H. caliper	1
10	12339235	FITTING, adapter, caliper	2
11	12339204	WASHER, caliper	2
12	12338304	TUBE ASSEMBLY, tee to union	1
13	G 00179147	CLIP, brake line, #3, 3/16"	2
14	12338298	TUBE ASSEMBLY, tee to rear R.H. caliper	1
15	G 00178654	TEE, tube, rear brake lines	1

7-18 BRAKES



P07-010

Figure 7-8. Rear Brake Lines and Fittings (12,100 GVW option)

1996 HUMMER PARTS CATALOG

12-31-96

BRAKES 7-19

ITEM	PART NUMBER	DESCRIPTION	QTY
		Figure 7-8 REAR BRAKE LINES AND FITTINGS (12,100 GVW option)	
1	12338302	BRACKET, brake line, 5/16"	1
2	G 00179148	CLIP, brake line, 5/16"	7
3	12447166	TUBE ASSEMBLY, center, union to union	1
4	G 00271153	SCREW, brake line clips, 3/8"-16 x 5/8"	9
5	12338307	TUBE ASSEMBLY, valve to union	1
6	12342901	TUBE ASSEMBLY, master cylinder to valve, 12,100 GVW	1
7	G 00442393	UNION, rear brake, center	2
8	RCSK1772 1	HOSE ASSEMBLY, brake, 12,100 GVW	2
9	05743603 P2	BOLT, 1/4"-20 x 5/8"	2
10	MS 00021333 102	CLAMP, loop	2
11	G 00134551	NUT, 1/4"-20	2
* 12	N/S	CHAFE GUARD	2
13	RCSK1777 9	RETAINER, brake lines, 12,100 GVW	2
14	EX 00004228 2	BRACKET, brake line, 12,100 GVW	1
15	EX 00004231 3	TUBE ASSEMBLY, brake, L.H., 12,100 GVW	1
16	EX 00004233	TUBE ASSEMBLY, brake, 12,100 GVW	1
17	G 00178654	TEE, brake lines, 12,100 GVW	1
18	EX 00004231 4	TUBE ASSEMBLY, brake, R.H., 12,100 GVW	1
19	EX 00004228 1	BRACKET, brake line, 12,100 GVW	1

7-20 BRAKES

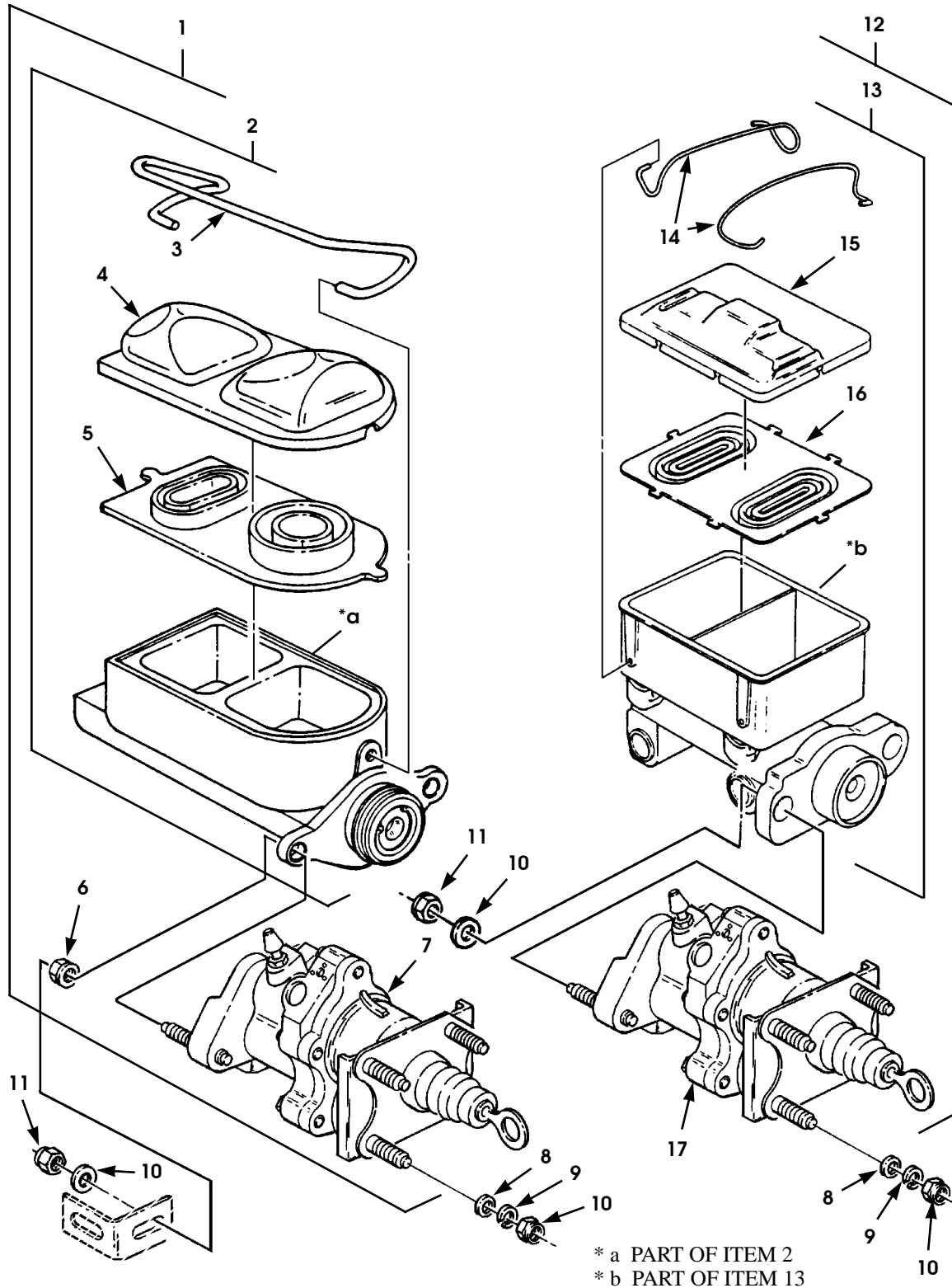


Figure 7-9. Master Cylinder Assembly and Hydro-Booster.

1996 HUMMER PARTS CATALOG

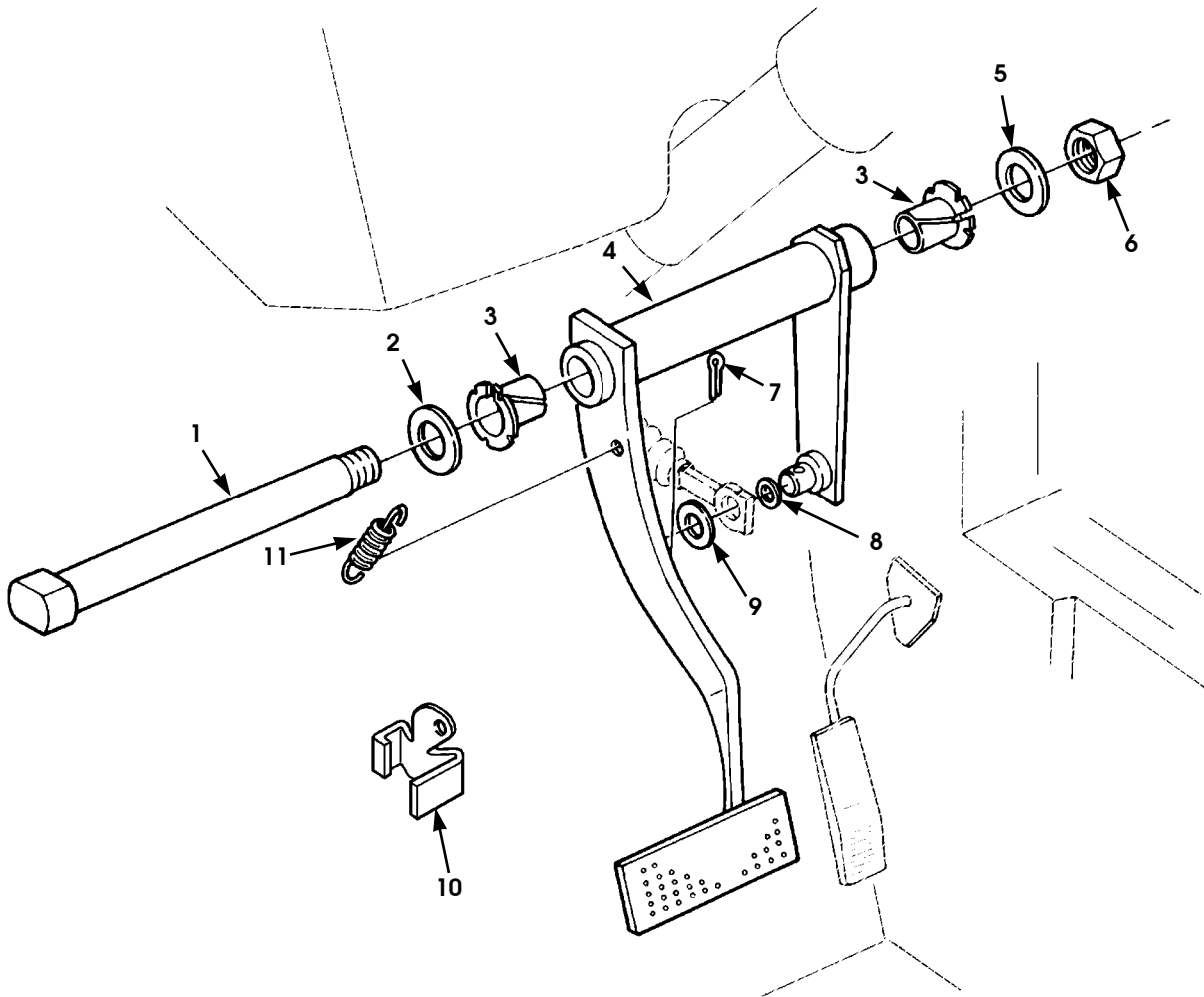
8-15-96

BRAKES 7-21

ITEM	PART NUMBER	DESCRIPTION	QTY
		Figure 7-9 MASTER CYLINDER ASSEMBLY AND HYDRO-BOOSTER	
1	06000227	HYDRAULIC BOOSTER/MASTER CYLINDER ASSEMBLY .	1
2	06000228	•MASTER CYLINDER, hydraulic	1
3	S.I.A.	••RETAINING CLIP	1
4	S.I.A.	••RESERVOIR COVER	1
5	S.I.A.	••GASKET	1
6	05741066	•NUT, flanged	2
7	05582538	•HYDRO-BOOSTER	1
8	MS 00027183 13	WASHER, flat, hydro-boost, 11/32	4
9	MS 00035338 46	LOCKWASHER, hydro-boost, 3/8"	4
10	MS 00051943 35	LOCKNUT, hydro-boost, 3/8"-16	6
11	G 02436163	WASHER, flat, hydro-boost, 3/8"	2
★ 12	12342897	HYDRAULIC BOOSTER/MASTER CYLINDER ASSEMBLY 12,100 GVW (Fleet Use Only).	1
★ 13	12342898	•MASTER CYLINDER, hydraulic, 12,100 GVW	1
★ 14	S.I.A.	••RETAINING CLIP, 12,100 GVW	1
★ 15	S.I.A.	••RESERVOIR COVER, 12,100 GVW	1
★ 16	S.I.A.	••GASKET, 12,100 GVW	1
★ 17	12342899	•HYDRO-BOOSTER, 12,100 GVW	1
★ 18	05936129	DECAL, master cylinder cover, 12,100 GVW (not illustrated)	1

1996 HUMMER PARTS CATALOG

7-22 BRAKES



P07-00

Figure 7-10. Service Brake Pedal Assembly.

1996 HUMMER PARTS CATALOG

8-15-96

BRAKES 7-23

ITEM	PART NUMBER	DESCRIPTION	QTY
		Figure 7-10 SERVICE BRAKE PEDAL ASSEMBLY	
1	12339114	PIN, brake pedal	1
2	G 02436168	WASHER, pin.	1
3	12339112 2	BEARING, pin	2
4	12338394 B1	BRAKE PEDAL	1
5	G 02436166	WASHER, pin.	1
6	G 09422303	LOCKNUT, pin.	1
7	G 00137171	COTTER PIN, brake pedal to hydro-boost.	1
8	12338124	WASHER, brake pedal to hydro-boost	1
9	MS 00027183 18	WASHER, brake pedal to hydro-boost	1
10	06003075	STRIKER, brake light switch	1
11	12339183	SPRING, brake pedal return	1

1996 HUMMER PARTS CATALOG

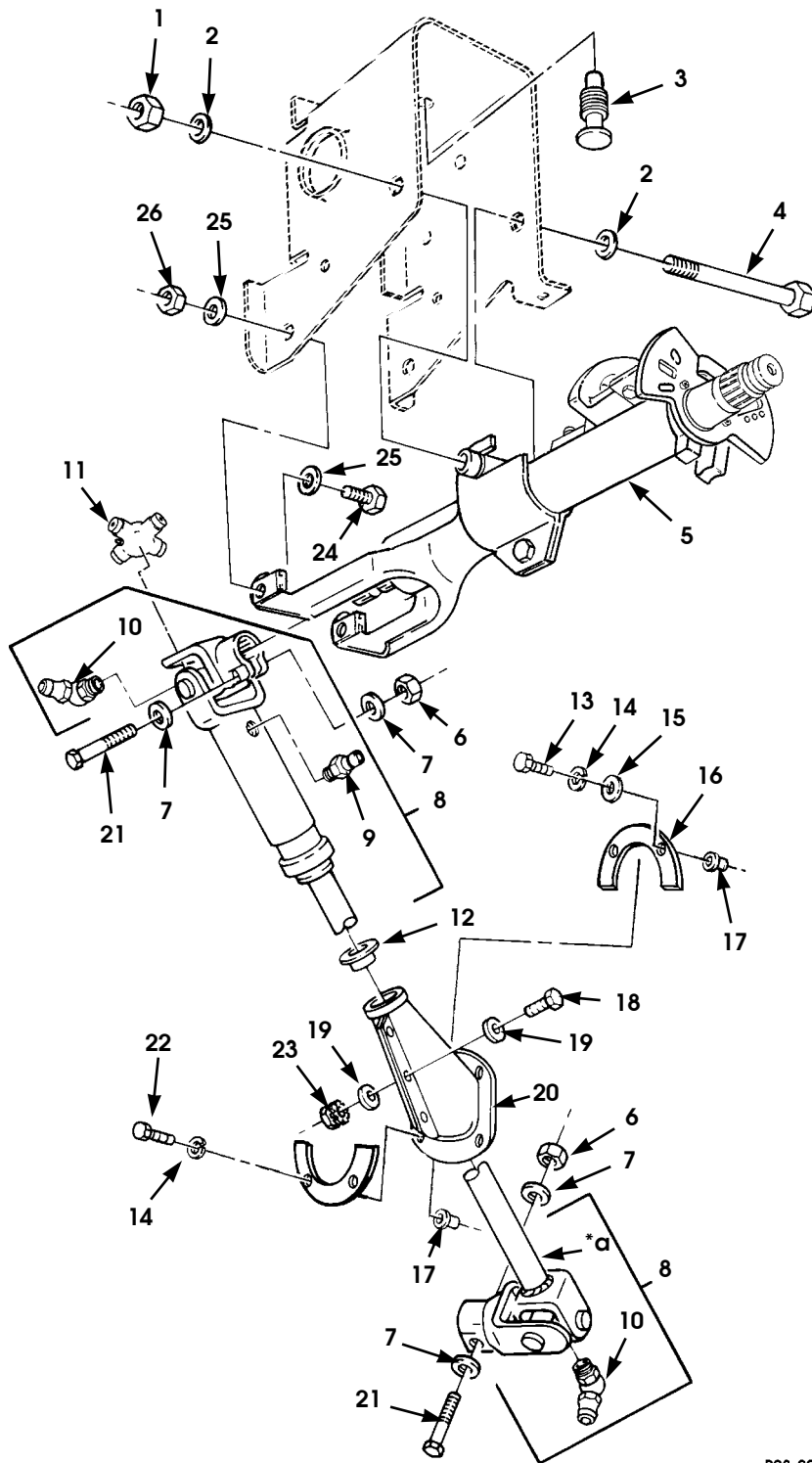
STEERING SYSTEM 8-1

Section 8

STEERING SYSTEM

TITLE	PAGE NUMBER
Steering Column and Intermediate Shaft	8-2
Steering Column Trim and Turn Signal	8-4
Steering Column Lock and Switch Housing Assembly	8-6
Steering Linkage	8-8
Power Steering Gear and Mounting Hardware	8-10
Power Steering Gear Assembly	8-12
Power Steering Pump, Pulley, Reservoir, and Mounting Hardware	8-16
Power Steering Pump, Oil Cooler, and Hydro-Boost Lines and Fittings	8-18

8-2 STEERING SYSTEM



* a PART OF ITEM 8

P08-001

Figure 8-2. Steering Column and Intermediate Shaft

1996 HUMMER PARTS CATALOG

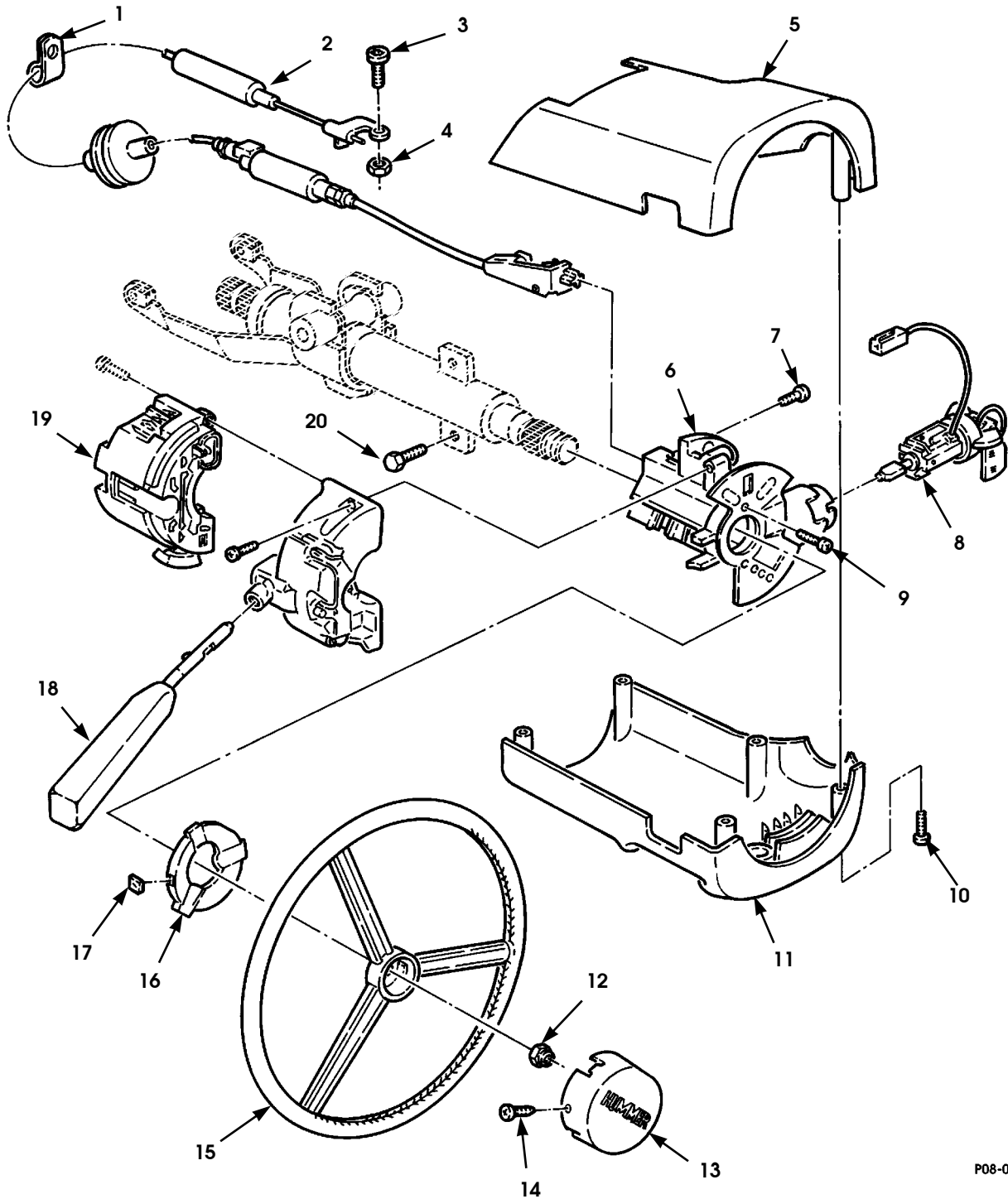
8-15-96

STEERING SYSTEM 8-3

ITEM	PART NUMBER	DESCRIPTION	QTY
		Figure 8-1 STEERING COLUMN AND INTERMEDIATE SHAFT	
1	MS 00051943 35	LOCKNUT, steering column, 3/8"-16	1
2	G 02436163	LOCKWASHER, flat, steering column, 3/8"	2
3	12339402	DRIVE PIN, nylon	1
4	06000202	BOLT, steering column, 3/8"-16 x 5.5"	1
5	05939076	STEERING COLUMN, upper.	1
6	G 09422300	NUT, steering column, 7/16"-20	2
7	G 02436164	WASHER, flat, steering column, 7/16"	4
8	12339210 2B1	SHAFT, intermediate steering	1
9	MS 00015002 1	•LUBRICATION FITTING, intermediate shaft	1
10	MS 00015003 4	•LUBRICATION FITTING, intermediate shaft	2
★ 11	05744602	•U-JONT, intermediate shaft	2
12	12341894	NYLINER, interior steering shaft boot	1
13	MS 00090728 8	BOLT, intermediate steering shaft, 1/4"-20 x 1.0"	3
14	G 00120380	LOCKWASHER, reinforcement, 1/4"	4
15	G 02436161	WASHER, flat, intermediate steering shaft, 1/4"	3
16	05939997 B1	REINFORCEMENT, steering column seal	2
17	05937584	NUT INSERT	4
18	MS 00051849 76	SCREW, steering shaft boot, #10-24 x 3/4"	3
19	MS 00027183 42	WASHER, flat, steering shaft boot, #10.	6
20	12341893	BOOT, dust and moist, steering shaft.	1
21	MS 00090727 91	BOLT, steering column, 7/16"-20 x 2.0"	2
22	MS 00090728 10	BOLT, 1/4"-30 x 1.25"	1
23	G 09422771	NUT, steering shaft boot, #10-24.	3
24	06000201	SCREW, steering column assembly	2
25	G 02436162	WASHER, flat, 5/16"	4
26	MS 00051943 33	LOCKNUT, 5/16"-18	2

1996 HUMMER PARTS CATALOG

8-4 STEERING SYSTEM



P08-00

* a PART OF ITEM 19

* b SEE FIGURE 8-8

Figure 8-2. Steering Column Trim and Turn Signal.

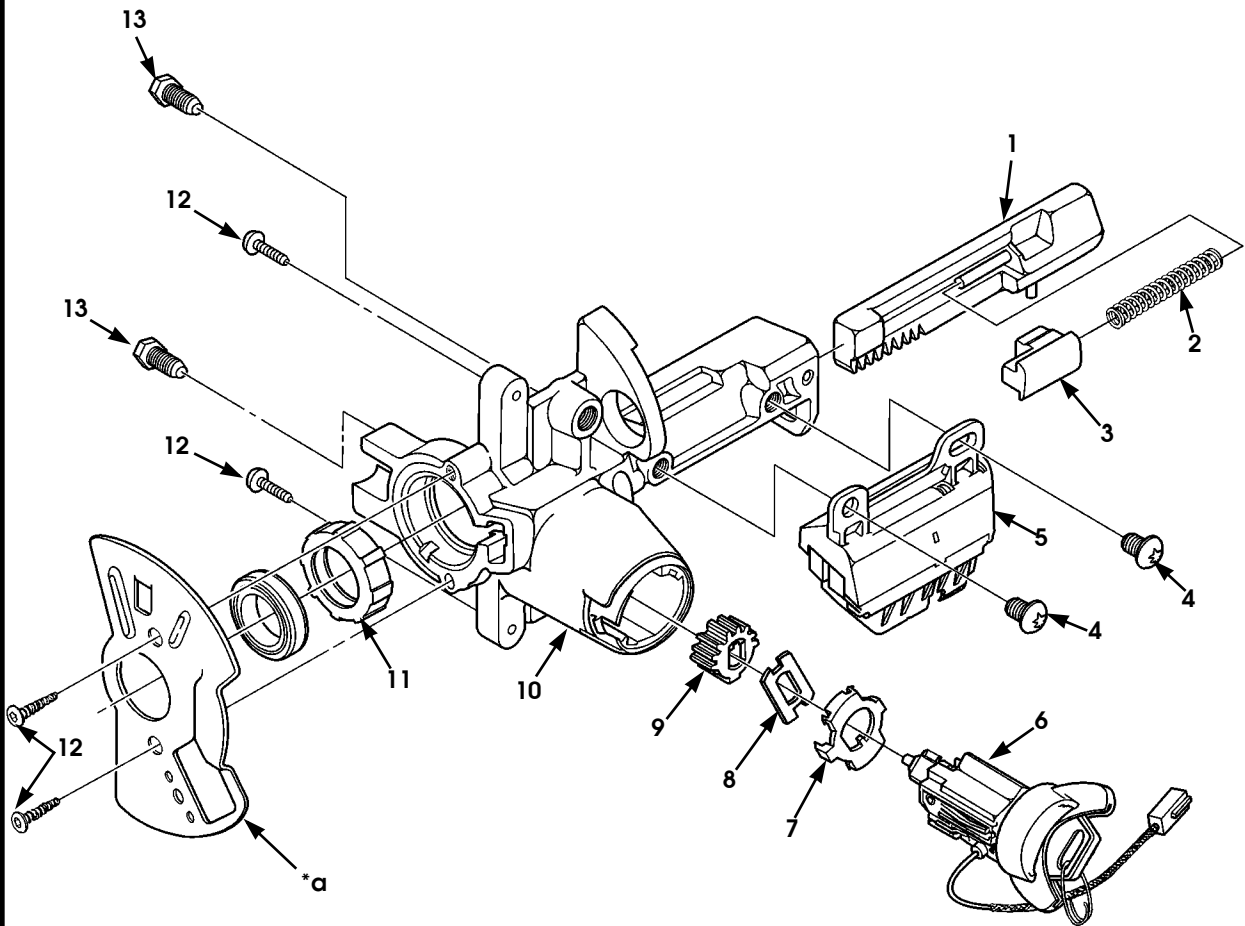
1996 HUMMER PARTS CATALOG

STEERING SYSTEM 8-5

ITEM	PART NUMBER	DESCRIPTION	QTY
		Figure 8-2 STEERING COLUMN TRIM AND TURN SIGNAL	
1	MS 00021333 68	CLAMP,cushioned,5/16"	1
2	06007700	CABLE,ignition interlock	1
3	06001727	SCREW,m6 x 16	1
4	G 11503749	NUT,m6	1
5	05939636	SHROUD,upper steering column	1
6	N/S	HOUSING,lock and switch (See Figure 8-3)	1
7	G 00164359	SCREW,#8-32 x 1/2"	1
8	05939821	LOCK CYLINDER AND KEY ASSEMBLY,ignition	1
9	05742680	SCREW,steering column	4
10	MS 00051861 40	SCREW,steering column shroud	5
11	05939635	SHROUD,lower steering column	1
12	07063812	NUT,steering wheel to column	1
13	06000113	COVER,steering wheel hub	1
14	06000207	SCREW,#8-18 x .50",PHCR	3
15	05939373	STEERING WHEEL ASSEMBLY,with cover and padding	1
16	06000112	ADAPTER,steering wheel hub cover	1
17	05939659	GROMMET,steering column	3
18	05742681	TURN SIGNAL LEVER	1
18	06004056	TURN SIGNAL LEVER,cruise control	1
19	05742688	SWITCH ASSEMBLY,turn,emergency,horn,and dimmer	1
20	05742769	BOLT,steering column	2

1996 HUMMER PARTS CATALOG

8-6 STEERING SYSTEM



P08-008

* a PART OF ITEM 10

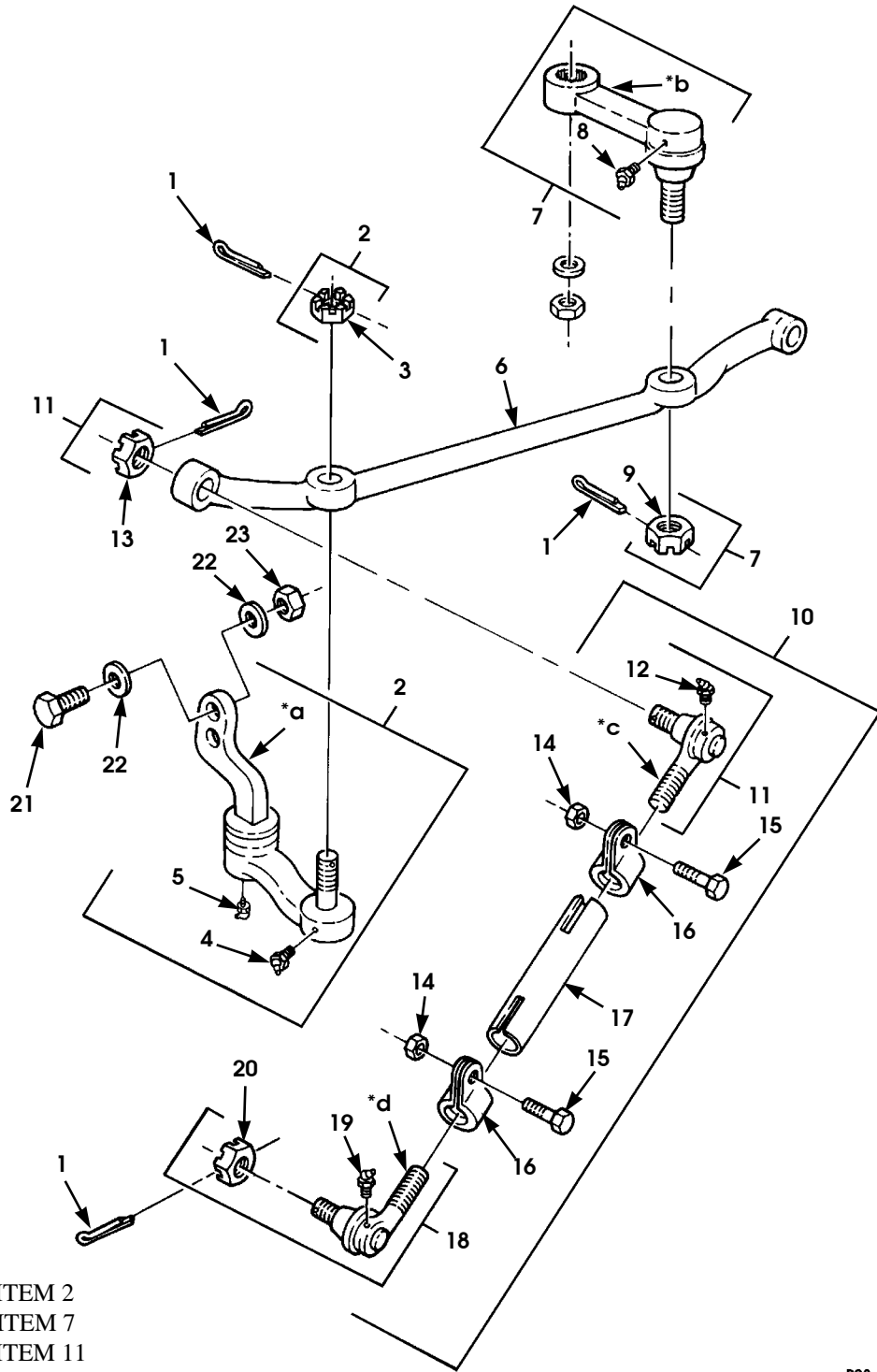
Figure 8-3. Steering Column Lock and Switch Housing Assembly.

1996 HUMMER PARTS CATALOG

STEERING SYSTEM 8-7

ITEM	PART NUMBER	DESCRIPTION	QTY
		Figure 8-3 STEERING COLUMN LOCK AND SWITCH HOUSING ASSEMBLY	
1	05743340	ACTUATOR, column lock	1
2	05743337	SPRING, steering column lock	1
3	05743336	PAWL, steering column lock	1
4	06001727	SCREW	2
5	05743343	SWITCH ASSEMBLY, ignition	1
6	05939821	CYLINDER AND KEY ASSEMBLY, ignition lock	1
7	05743341	RETAINER, column lock gear	1
8	05743338	FLAT BEARING, column lock	1
9	05743339	GEAR, steering column lock	1
10	05743342	HOUSING, lock cylinder	1
11	05743344	SLEEVE, upper bearing	1
12	05744481	SCREW, #8-18 x .62	4
13	05744482	BOLT, M8-1.25 x 24 mm	2

8-8 STEERING SYSTEM



- * a PART OF ITEM 2
- * b PART OF ITEM 7
- * c PART OF ITEM 11
- * d PART OF ITEM 18

P08-002

Figure 8-4. Steering Linkage.

1996 HUMMER PARTS CATALOG

12-31-96

STEERING SYSTEM 8-9

ITEM	PART NUMBER	DESCRIPTION	QTY
		Figure 8-4 STEERING LINKAGE	
1	MS 00024665 355	COTTER PIN, idler arm, 1/8" x 1-1/4"	6
2	06004839	IDLER ARM, steering	1
3	G 09429082	•NUT, slotted, idler arm, 5/8"-18.	1
4	MS 00015001 1	•FITTING, idler arm, 1/4"-28.	1
5	MS 00015001 3	•FITTING, Zerk, 45 degrees idler arm, 1/4"-28 x 45	1
6	06003868	CENTER LINK, steering	1
7	06004838	ARM, steering SEE NOTE 1.	1
8	MS 00015001 1	•FITTING, steering arm, 1/4"-28 x 1/2"	1
9	G 09429082	•NUT, slotted, steering arm, 5/8"-18.	1
10	06005119	TIE ROD, steering, left and right side	2
★ 11	12338311 2	•TIE ROD END, steering, R.H. thread	1
12	MS 00015001 3	••FITTING, Zerk, 45 degree, tie rod end	1
13	MS 00035692 54	••NUT, slot, tie rod end, 5/8"-18.	1
14	MS 00051967 12	•NUT, tie rod end clamp, 7/16"-14	2
15	G 09419079	•BOLT, tie rod end clamp.	2
16	12339202	•CLAMP, tie rod end	2
17	06005124	•ROD.	1
★ 18	12338311 1	•TIE ROD END, steering, L.H. thread.	1
19	MS 00015001 3	••FITTING, Zerk, 45 degree, tie rod end	1
20	MS 00035692 54	••NUT, slot, tie rod end, 5/8"-18.	1
21	MS 00090728 102	SCREW, idler arm, 7/16"-14 x 4.75".	2
22	G 02436164	WASHER, flat, idler arm, 7/16".	4
23	G 09422299	NUT, idler arm, 7/16"-14.	2

1996 HUMMER PARTS CATALOG

8-10 STEERING SYSTEM

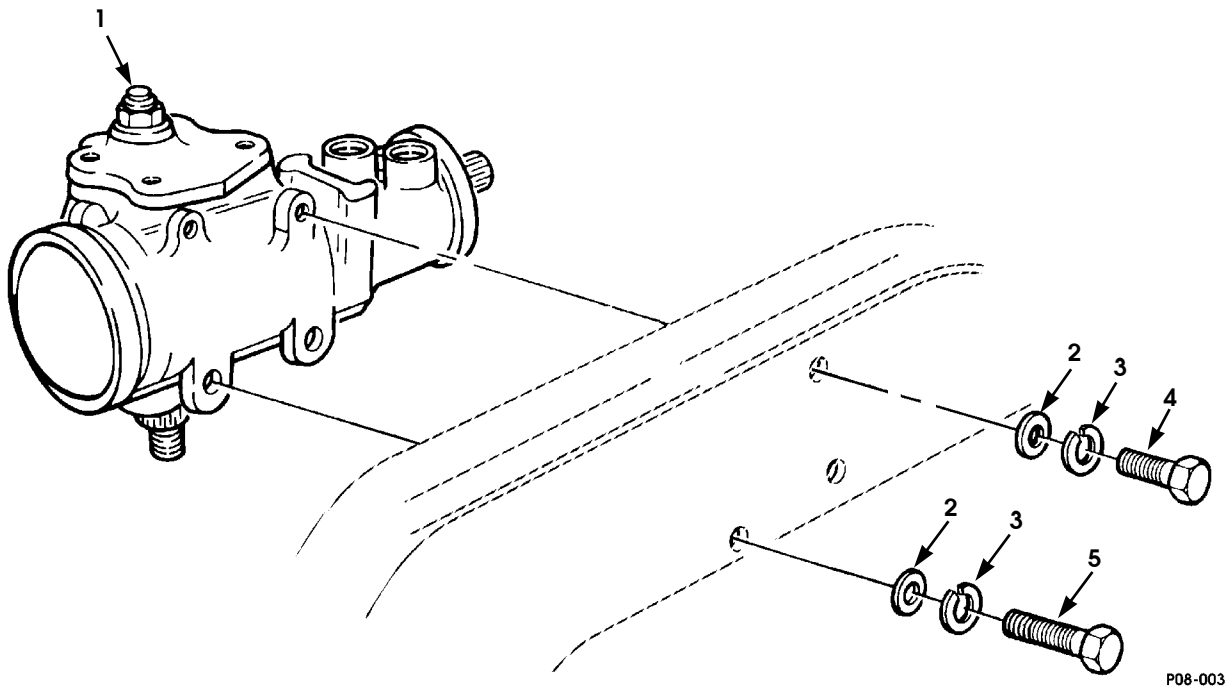


Figure 8-5. Power Steering Gear and Mounting Hardware.

1996 HUMMER PARTS CATALOG

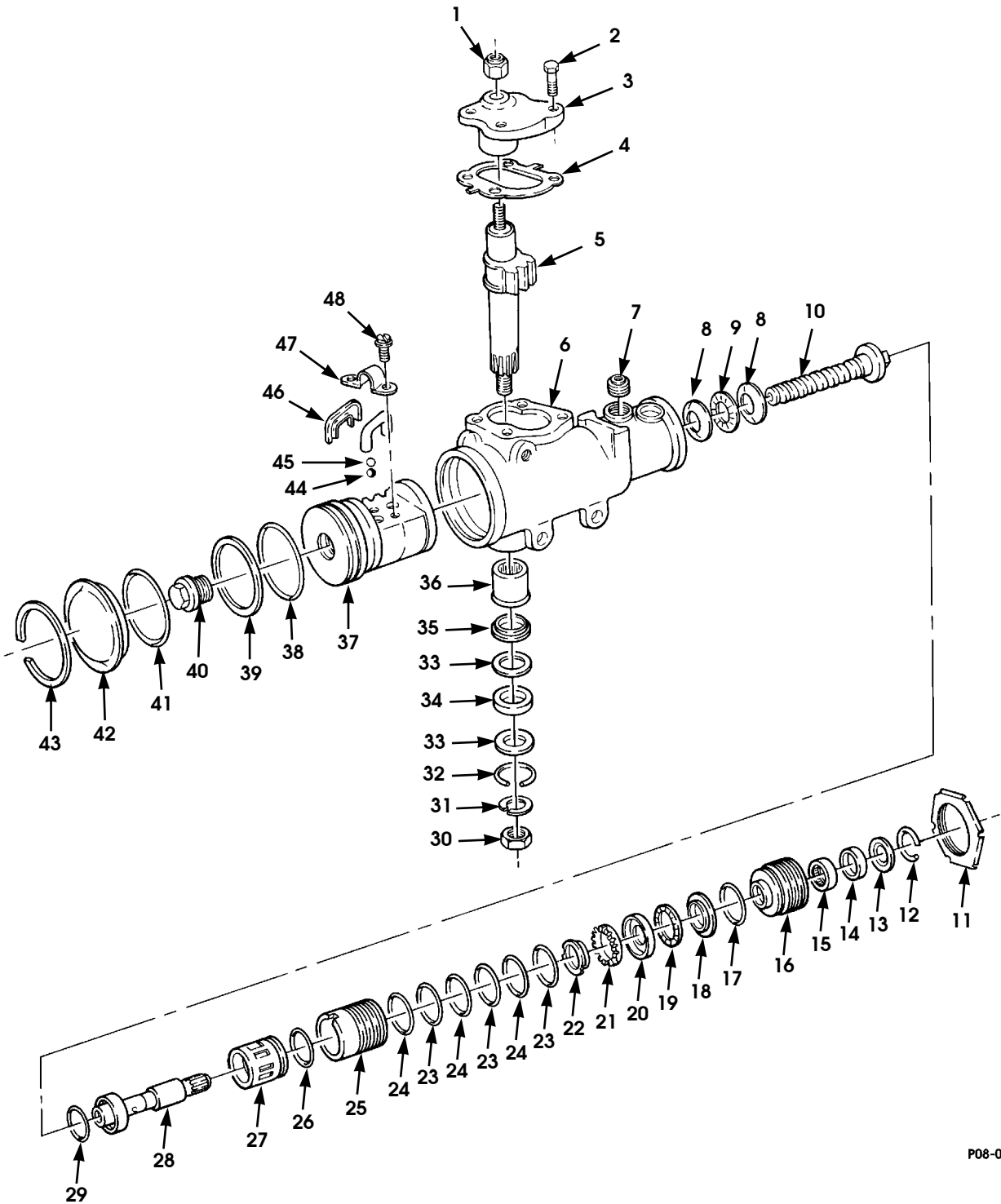
12-31-96

STEERING SYSTEM 8-11

ITEM	PART NUMBER	DESCRIPTION	QTY
		Figure 8-5 POWER STEERING GEAR AND MOUNTING HARDWARE	
★ 1	12460232	STEERING GEAR, power	1
★ 2	G 02436164	WASHER, flat, steering gear, 7/16"	3
3	G 00123153	LOCKWASHER, steering gear, 7/16"	3
4	G 09414186	BOLT, steering gear, hex head, 7/16" - 14 x 4"	1
5	G 09430761	BOLT, steering gear, 7/16" - 14 x 5 1/4"	2

1996 HUMMER PARTS CATALOG

8-12 STEERING SYSTEM



P08-00

Figure 8-6. Power Steering Gear Assembly.

1996 HUMMER PARTS CATALOG

STEERING SYSTEM 8-13

ITEM	PART NUMBER	DESCRIPTION	QTY
		Figure 8-6 POWER STEERING GEAR ASSEMBLY	
1	05740444	NUT, lash adjuster, self-locking	1
2	05740445	BOLT, cover assembly, SEE NOTES 1, 2, 12, AND 13	4
3	S.I.K.	COVER ASSEMBLY, housing side, SEE NOTE 12.	1
4	05740447	GASKET, housing, cover assembly, SEE NOTES 1, 12, AND 13	1
5	S.I.K.	GEARSHAFT spur, pitman shaft, SEE NOTE 13	1
6	S.I.K.	HOUSING, steering gear, SEE NOTE 15.	1
7	S.I.K.	VALVE ASSEMBLY, steering gear check, SEE NOTES 3 AND 15	1
8	S.I.K.	THRUST BEARING RACE, lower, SEE NOTE 4	2
9	S.I.K.	RETAINER AND ROLLER, SEE NOTE 4	1
10	S.I.K.	GEAR ASSEMBLY, worm, SEE NOTE 2.	1
11	05741145	NUT, adjuster plug	1
12	S.I.K.	RETAINING RING, SEE NOTES 5 AND 14	1
13	S.I.K.	SEAL, shaft, SEE NOTES 5 AND 14	1
14	05741704	SEAL, shaft, SEE NOTES 5 AND 14	1
15	05740483	BUSHING, sleeve, shaft, SEE NOTE 5	1
16	S.I.K.	PLUG, adjuster, shaft, SEE NOTE 5.	1
17	05740485	PACKING, preformed, adjuster plug, SEE NOTES 5 AND 14	1
18	S.I.K.	RACE, bearing, SEE NOTES 5 AND 6.	1
19	S.I.K.	RETAINER AND ROLLER, SEE NOTES 5 AND 6.	1
20	S.I.K.	RACE, bearing, SEE NOTES 5 AND 6.	1
21	S.I.K.	SPACER, bearing, SEE NOTES 5 AND 6.	1
22	S.I.K.	RETAINER, bearing adjuster plug, SEE NOTES 5 AND 6. . . .	1
23	S.I.K.	RING, seal, valve body, SEE NOTES 7 AND 16	3
24	S.I.K.	PACKING, preformed, valve body, SEE NOTES 7 AND 16	3
25	S.I.K.	VALVE BODY, steering, SEE NOTE 16.	1
26	S.I.K.	SEAL, valve spool, SEE NOTES 7 AND 16.	1
27	S.I.K.	VALVE SPOOL, direct, shaft, SEE NOTE 16	1
28	S.I.K.	SHAFT, steering column, SEE NOTE 16	1
29	S.I.K.	RING, seal, shaft, SEE NOTES 7 AND 16.	1
30	00940523	NUT, pitman shaft	1
31	05550554	LOCKWASHER, pitman shaft	1
32	S.I.K.	RING, retaining, pitman shaft, SEE NOTES 8 AND 15. . . .	1
33	S.I.K.	WASHER, seal, pitman shaft, SEE NOTES 8 AND 15	2
34	S.I.K.	SEAL, pitman shaft, SEE NOTES 8 AND 15	1
35	05740451	SEAL, pitman shaft, SEE NOTES 8 AND 15	1

1996 HUMMER PARTS CATALOG

8-14 STEERING SYSTEM

ITEM	PART NUMBER	DESCRIPTION	QTY
		Figure 8-6 POWER STEERING GEAR ASSEMBLY (Cont'd)	
36	05740453	BEARING, roller, pitman shaft, SEE NOTE 15	1
37	S.I.K.	RACK, piston nut, SEE NOTE 2	1
38	S.I.K.	RING, seal, piston rack, SEE NOTES 2 AND 9.	1
39	S.I.K.	GASKET, piston rack, SEE NOTES 2 AND 9.	1
40	05740461	PLUG, piston rack, SEE NOTE 2	1
41	S.I.K.	PACKING, preformed, housing end plug, SEE NOTE 10	1
42	05740456	PLUG, housing end	1
43	S.I.K.	RING, retaining, housing end plug, SEE NOTE 10	1
44	S.I.K.	BALL, bearing, piston rack, SEE NOTES 2 AND 11	12
45	S.I.K.	BALL, chrome, .281250 diameter, piston rack, SEE NOTES 2 AND 11	12
46	05740468	GUIDE, ball, piston rack, SEE NOTE 2.	2
47	05740467	STRAP, retaining, piston rack ball guide, SEE NOTE 2.	1
48	05740466	SCREW, retaining strap, SEE NOTE 2	2
		NOTE 1: PART OF SIDE COVER HOUSING SEAL KIT P/N 05740448	
		NOTE 2: PART OF PISTON NUT RACK KIT P/N 05740462	
		NOTE 3: PART OF STEERING KIT P/N 05741190	
		NOTE 4: PART OF LOWER THRUST BEARING KIT P/N 05740476	
		NOTE 5: PART OF ADJUSTER PLUG KIT P/N 05741703	
		NOTE 6: PART OF UPPER THRUST BEARING KIT P/N 05742166	
		NOTE 7: PART OF SEAL VALVE RING KIT P/N 05740499	
		NOTE 8: PART OF PITMAN SHAFT SEAL KIT P/N 05740452	
		NOTE 9: PART OF SEAL RACK PISTON KIT P/N 05740465	
		NOTE 10: PART OF SEAL END PLUG KIT P/N 05740458	
		NOTE 11: PART OF RECIRCULATING BALL KIT P/N 05740470	
		NOTE 12: PART OF STEERING GEAR SIDE COVER KIT P/N 05741910	
		NOTE 13: PART OF PITMAN SHAFT GEAR ASSEMBLY SERVICE KIT P/N 05742626	
		NOTE 14: PART OF ADJUSTER PLUG SEAL KIT P/N 05741892	
		NOTE 15: PART OF GEAR HOUSING ASSEMBLY SERVICE KIT P/N 05742627	
		NOTE 16: PART OF STEERING GEAR VALVE ASSEMBLY KIT P/N 05742625	

1996 HUMMER PARTS CATALOG

8-16 STEERING SYSTEM

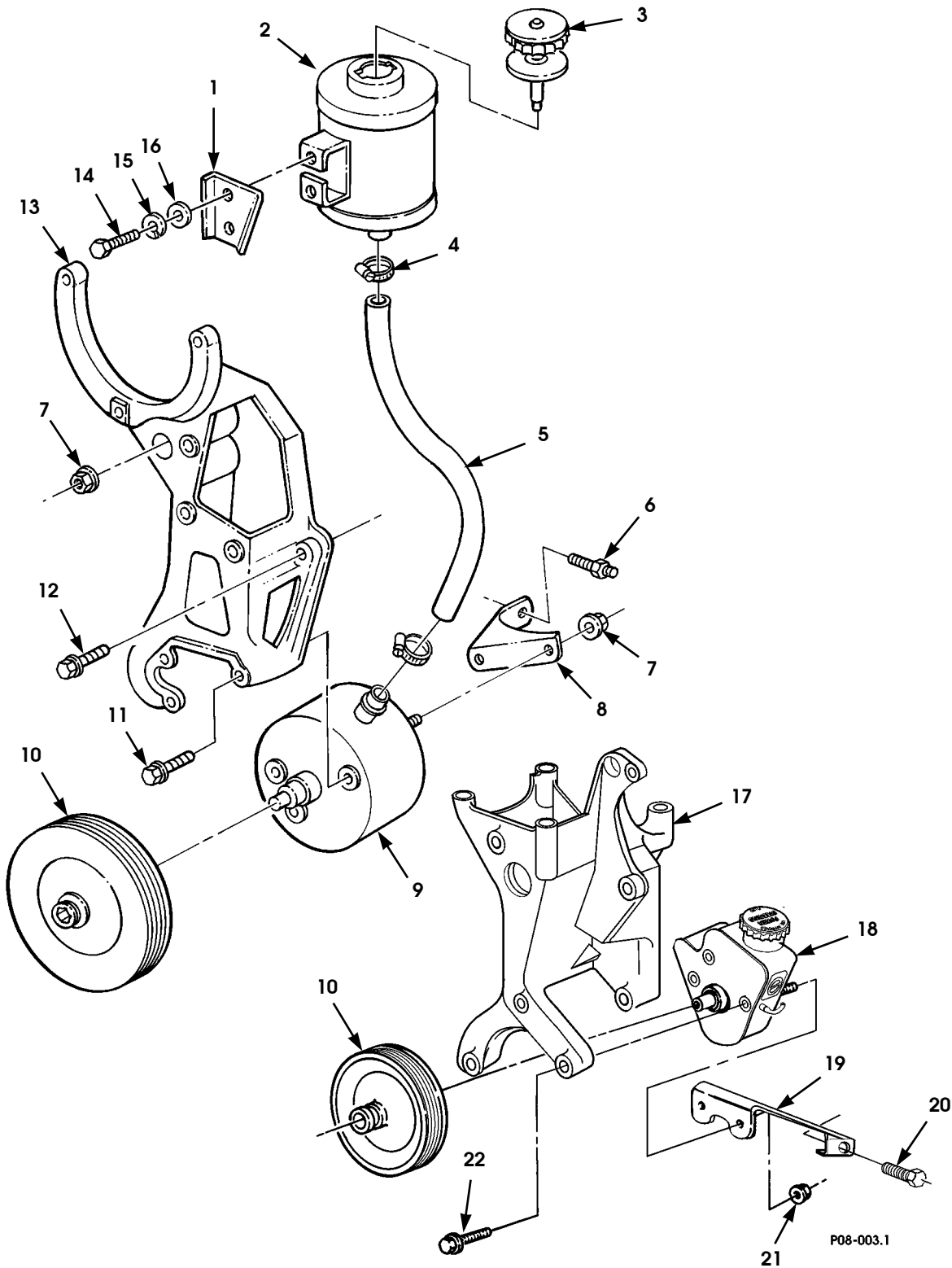


Figure 8-7. Power Steering Pump, Pulley, Reservoir, and Mounting Hardware.

1996 HUMMER PARTS CATALOG

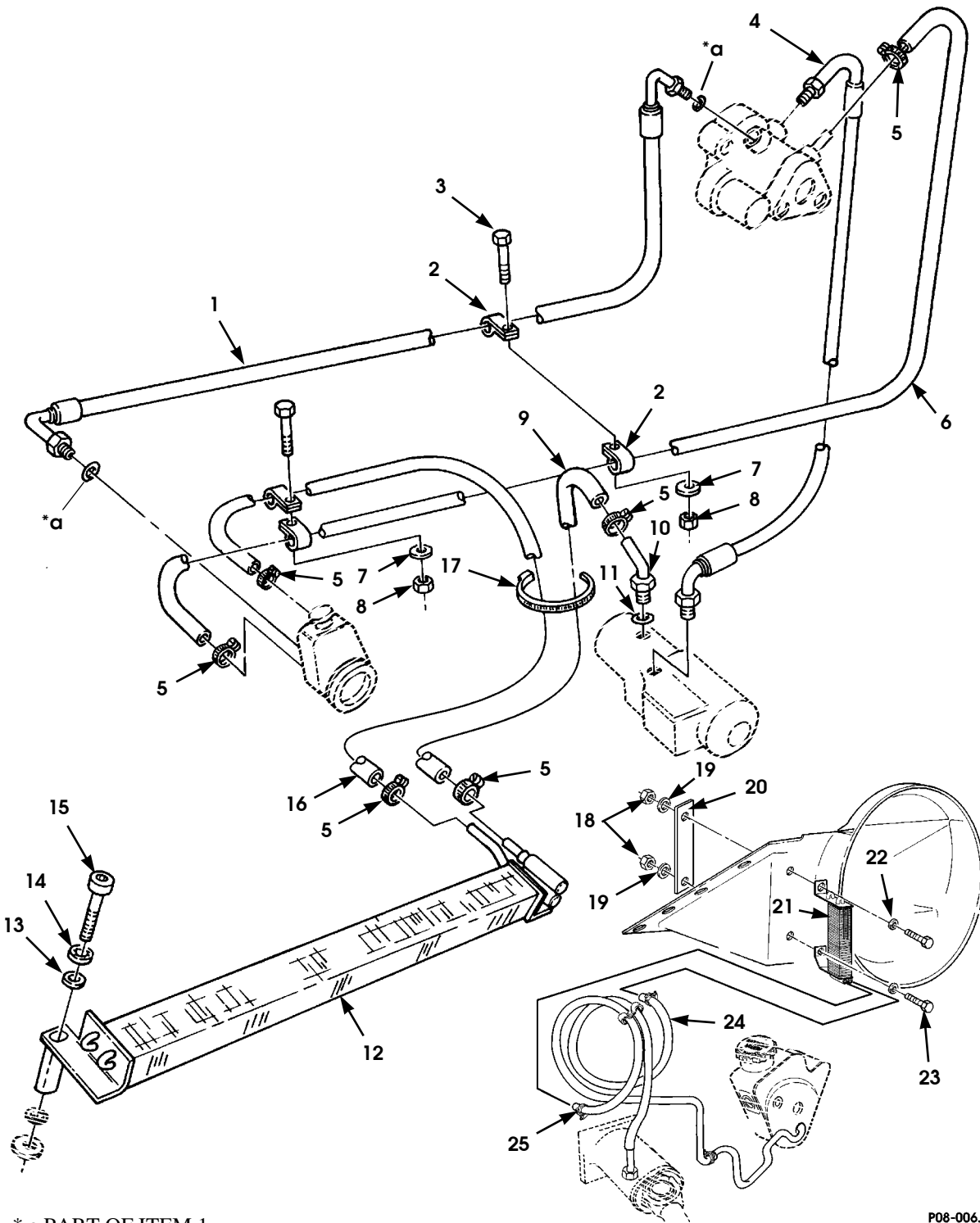
12-31-96

STEERING SYSTEM 8-17

ITEM	PART NUMBER	DESCRIPTION	QTY
		Figure 8-7 POWER STEERING PUMP,PULLEY, RESERVOIR, AND MOUNTING HARDWARE	
1	06003168	BRACKET,power steering	1
2	06002107	RESERVOIR,power steering	1
3	06002106	CAP,reservoir	1
* 3	05744678	CAP,reservoir (Turbo Diesel).	1
4	12339884 1	CLAMP,reservoir hose	2
5	06005126	HOSE,reservoir to pump.	1
6	06003067	STUD,power steering brace.	1
7	06004156	NUT,P/S pump-to-bracket	2
8	06003048	BRACE,power steering pump	1
9	06003042	PUMP,power steering (Non-Turbo Diesel, Gas)	1
* 10	06004158	PULLEY,power steering pump (Gas).	1
* 10	06003068	PULLEY,power steering pump (Diesel)	1
11	G 11508251	BOLT,pump-to-bracket,brace to cover.	3
12	G 11508475	BOLT,bracket-to-engine,bracket to head	1
* 13	06003050	BRACKET,power steering pump (Non-Turbo Diesel)	1
13	06004157	BRACKET,power steering pump (Gas)	1
14	G 11500817	BOLT,reservoir support bracket, M8-1.25" x 25.	2
15	G 11500161	LOCKWASHER, M8.	2
16	G 11500162	WASHER, M10.	2
17	06006807	BRACKET,P/S pump,A/C pump (Turbo Diesel)	1
18	06006781	PUMP,power steering (Turbo Diesel)	1
19	06006785	BRACE,power steering pump (Turbo Diesel).	1
* 20	G 11516283	BOLT, M10 x 1.5 x 20 (Turbo Diesel)	1
21	G 11503643	NUT,M10-1.5 (Turbo Diesel)	2
* 22	G 11516294	BOLT,M10-1.5 x 35 (Turbo Diesel).	3

1996 HUMMER PARTS CATALOG

8-18 STEERING SYSTEM



P08-006.1

Figure 8-7. Power Steering Pump, Oil Cooler, and Hydro-Boost Lines and Fittings.

1996 HUMMER PARTS CATALOG

8-15-96

STEERING SYSTEM 8-19

ITEM	PART NUMBER	DESCRIPTION	QTY
		Figure 8-8 POWER STEERING PUMP, OIL COOLER, AND HYDRO-BOOST LINES AND FITTINGS	
1	06003869	HOSE ASSEMBLY, p/s, pump to hydro boost	1
2	MS 00021333 104	CLAMP, harness, rear.	4
3	MS 00090728 6	BOLT, 1/4"-20 x 3/4"	2
4	12338956	HOSE ASSEMBLY.	1
5	12339884 1	CLAMP, hose	6
6	N/S	HOSE, 33.25-inch, SEE NOTE 1	1
7	MS 00027183 10	WASHER, flat, 9/32"	2
8	MS 00051943 31	LOCKNUT, power steering	2
9	N/S	HOSE, 28.5-inch, SEE NOTE 1	1
10	12338593	TUBE ASSEMBLY	1
11	12340395	SEAL, O-ring	1
12	12342142	COOLER, fluid, power steering.	1
13	MS 00027183 12	WASHER, 1/4"-20	2
14	G 00138538	LOCKWASHER, power steering cooler	2
15	MS 00016995 72	CAPSCREW, 5/16"-18 x 2.5"	2
16	N/S	HOSE, 45-inch, SEE NOTE 1	1
17	MS 00003367 2-0	TIEDOWN STRAP, 3/16" x 13.35	1
18	MS 0051967 5	NUT (Turbo Diesel)	2
19	MS 0027184 12	WASHER (Turbo Diesel)	4
20	06007233	PLATE, backing, P/S cooler (Turbo Diesel).	1
21	06007232	OIL COOLER ASSEMBLY, P/S (Turbo Diesel)	1
22	MS 00035338 45	LOCKWASHER (Turbo Diesel)	2
23	MS 00090725 34	BOLT (Turbo Diesel)	2
24	06007234	HOSE, steering gear-to-cooler (Turbo Diesel).	1
★ 25	05937978	HOSE, cooler-to-power steering pump (Turbo Diesel)	1
NOTE 1: MAKE FROM BULK HOSE P/N 05741209			

1996 HUMMER PARTS CATALOG

SUSPENSION/FRAME 9-1

Section 9

SUSPENSION/FRAME

TITLE	PAGE NUMBER
Front Suspension Crossmembers, Related Parts, and Mounting Hardware	9-2
Rear Suspension Crossmembers, Related Parts, and Mounting Hardware	9-4
Shock Absorbers and Springs, Front and Rear	9-6
Stabilizer Bar and Connecting Links	9-8
Rear Radius Rods	9-10
Frame Assembly, Body Mount Brackets, and Transmission Crossmember	9-12
Airlift Brackets, Front Upper Control Arm Brackets, Front Spring Seats, and Mounting Hardware	9-14
Front Bumper and Lifting Shackle	9-16
Front Bumper and Lifting Shackle (Winch Kit)	9-18
Rear Bumper and Lifting Shackle	9-20
Rear Crossmember, Upper Control Arm Brackets, Spring Seats, Related Parts, and Mounting Hardware	9-22

9-2 SUSPENSION/FRAME

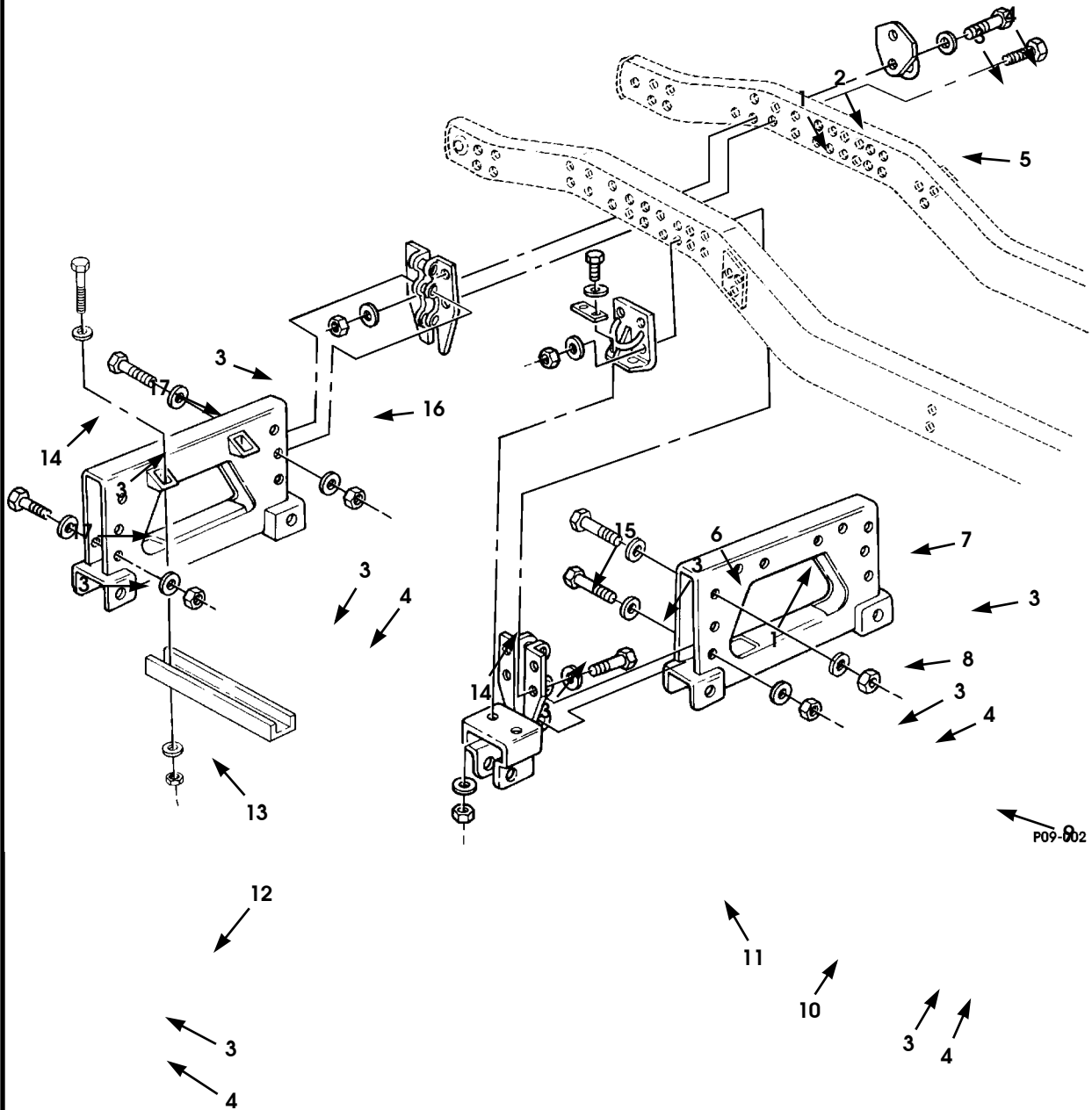


Figure 9-1. Front Suspension Crossmembers, Related Parts, and Mounting Hardware.

1996 HUMMER PARTS CATALOG

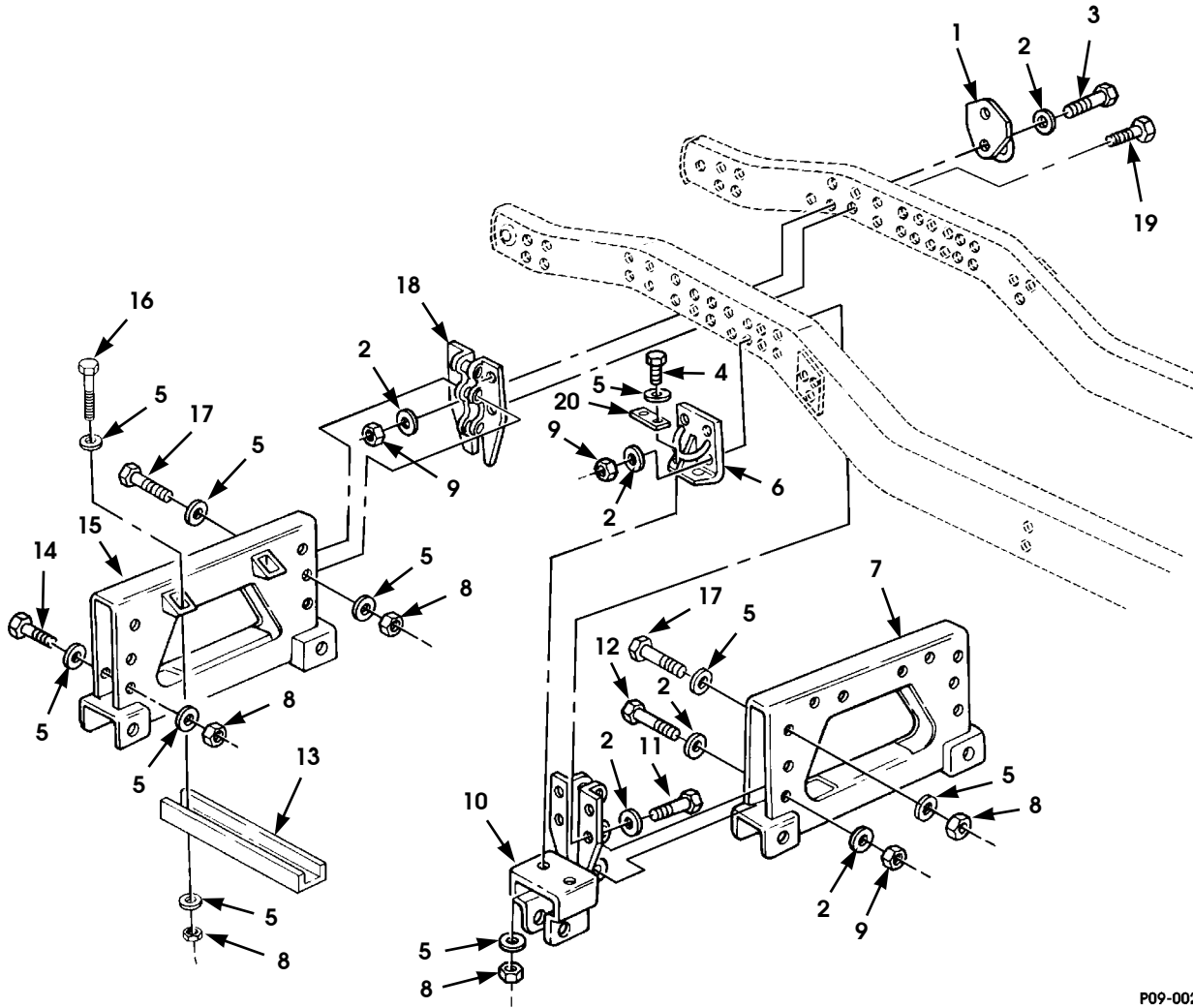
12-31-96

SUSPENSION/FRAME 9-3

ITEM	PART NUMBER	DESCRIPTION	QTY
		Figure 9-1 FRONT SUSPENSION CROSSMEMBERS, RELATED PARTS, AND MOUNTING HARDWARE	
1	G 02436168	WASHER, flat, frame assembly, 3/4"	8
2	MS 00051943 45	LOCKNUT, frame assembly, 3/4"-10	4
3	G 02436165	WASHER, flat, frame assembly, 1/2"	45
4	MS 00051943 39	LOCKNUT, frame assembly, 1/2"-13	22
5	12447051	BRACKET, frame assembly, splash shield	2
6	MS 00090728 195	BOLT, crossmember bracket, 3/4"-10 x 4.0"	4
7	12338149 1	BRACKET, crossmember, L.H., front suspension	1
7	12338149 2	BRACKET, crossmember, R.H., front suspension.	1
8	MS 00090728 120	BOLT, front suspension bracket, 1/2"-13 x 3.25"	4
9	12338165	BRACE, front suspension	2
10	12338180	BRACKET, lower radiator mount	1
10	RCSK1719 1	BRACKET, lower radiator mount, 12,100 GVW	1
11	12338230	CROSSMEMBER, front forward	1
11	WA 12338230	CROSSMEMBER, front forward, 12,100 GVW	1
12	12338146	BRACKET, axle support	2
12	06002224	BRACKET, axle support, L.H., 12,100 GVW	2
12	06002225	BRACKET, axle support, R.H., 12,100 GVW	2
13	WB 12338223	CROSSMEMBER, front rear	
* 13	06009105 B2	CROSSMEMBER, front rear, 12, 100 GVW	1
14	MS 00090728 119	BOLT, front crossmember, 1/2"-13 x 3.0"	8
15	MS 00090728 118	BOLT, front crossmember, 1/2"-13 x 2.75"	6
16	12338155 1	BRACKET, crossmember, L.H., front suspension	1
16	12338155 2	BRACKET, crossmember, R.H., front suspension.	1
17	MS 00090728 109	BOLT, crossmember bracket, 1/2"-13 x 1.0"	5

1996 HUMMER PARTS CATALOG

9-4 SUSPENSION/FRAME



P09-002

Figure 9-2. Rear Suspension Crossmembers, Related Parts, and Mounting Hardware.

1996 HUMMER PARTS CATALOG

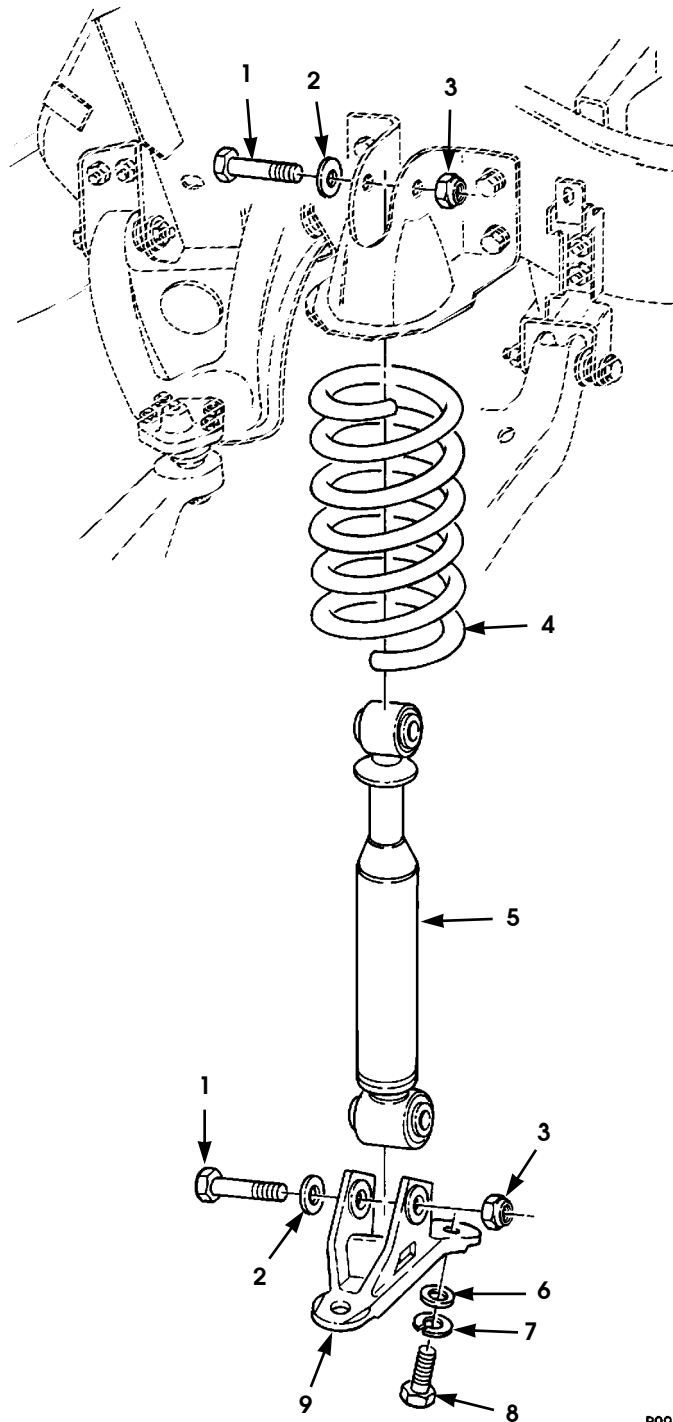
8-15-96

SUSPENSION/FRAME 9-5

ITEM	PART NUMBER	DESCRIPTION	QTY
		Figure 9-2 REAR SUSPENSION CROSSMEMBERS, RELATED PARTS, AND MOUNTING HARDWARE	
1	12338181	BRACKET, tiedown, frame assembly	2
2	G 02436168	WASHER, flat, frame assembly, 3/4"	40
3	MS 00090728 196	BOLT, frame assembly, 3/4"-10 x 4.25"	8
4	MS 00090728 113	BOLT, cable bracket, 1/2"-13 x 1.5"	4
5	G 02436165	WASHER, flat, frame assembly, 1/2"	32
6	12338197	BRACKET, tiedown, frame assembly	2
7	WA 12338217	CROSSMEMBER, rear suspension, front	1
* 7	RCSK1717 6	CROSSMEMBER, rear suspension, front, 12,100 GVW . .	1
8	MS 00051943 39	LOCKNUT, frame assembly, 1/2"-13	18
9	MS 00051943 45	LOCKNUT, frame assembly, 3/4"-10	20
10	12338224	BRACKET, crossmember, rear suspension	2
11	MS 00090728 197	BOLT, rear suspension bracket, 3/4"-10 x 4.5"	4
12	MS 00090728 192	BOLT, crossmember, 3/4" 10 x 3.25"	4
13	12338146	BRACKET, rear axle support	2
14	MS 00090728 119	BOLT, rear crossmember, 1/2"-13 x 3.0"	2
15	WA 12338222	CROSSMEMBER, rear suspension, rear.	1
* 15	RCSK1787 6	CROSSMEMBER, rear suspension, rear, 12,100 GVW . .	1
16	MS 00090728 109	BOLT, rear axle support, 1/2"-13 x 1.0"	4
17	MS 00090728 118	BOLT, crossmember, 1/2"-13 x 2.75"	6
18	12338148	BRACKET, crossmember, rear suspension	2
19	MS 00090728 198	BOLT, crossmember bracket, 3/4"-10 x 5.00"	4
20	12338172	PLATE, vent lines, tube mounting	2

1996 HUMMER PARTS CATALOG

9-6 SUSPENSION/FRAME



P09-003

Figure 9-3. Shock Absorbers and Springs, Front and Rear.

1996 HUMMER PARTS CATALOG

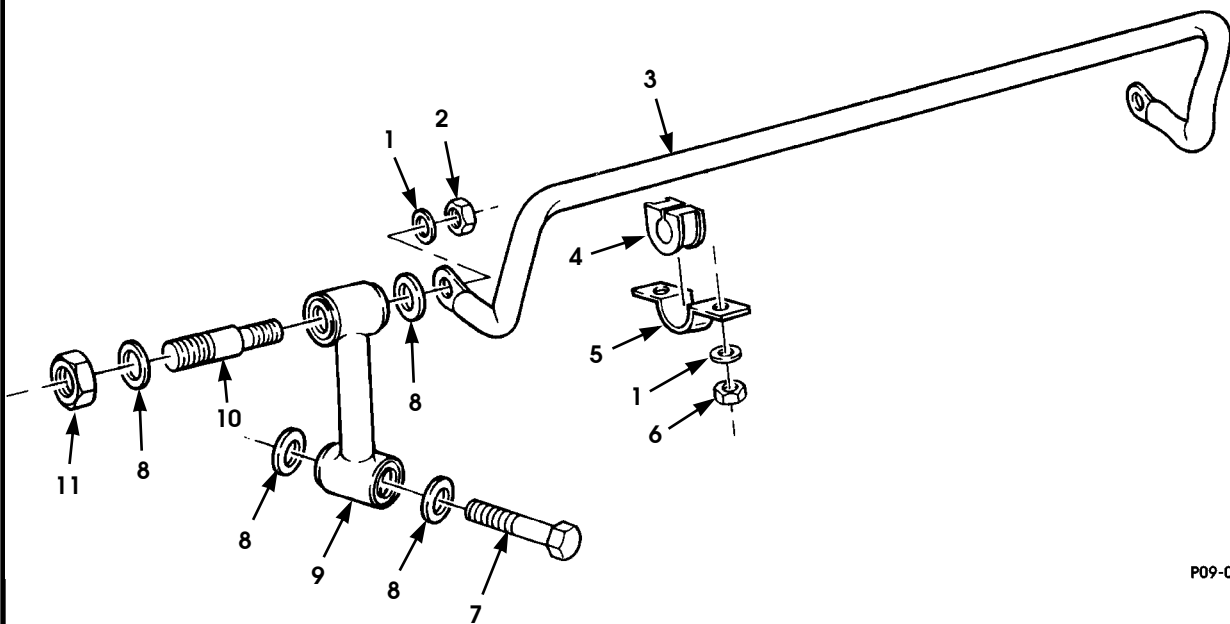
12-31-96

SUSPENSION/FRAME 9-7

ITEM	PART NUMBER	DESCRIPTION	QTY
		Figure 9-3 SHOCK ABSORBERS AND SPRINGS, FRONT AND REAR	
1	12339205	PIN, shock absorber	8
2	G 02436170	WASHER, flat, shock absorber, 1.0"	8
3	12339206	LOCKNUT, shock absorber	8
* 4	12342616 B2	SPRING, rear, variable rate, standard (Grey Tie Wrap Designator)	2
* 4	12338316 3B2	SPRING, rear, heavy duty, 2100 lbs/inch (Yellow Tie Wrap Designator)	2
* 4	06006008 B2	SPRING, rear, heavy duty, 2300 lbs/inch, NOTE 1	2
* 4	12338316 1B2	SPRING, front, 954 lbs/inch, standard for use on model 82 w/o winch, w/diesel engine; models 82,83,84,85, 89 and 90 w/o winch, w/gas engine (Blue Tie Wrap Designator)	2
* 4	12338316 2B2	SPRING, front, heavy duty NOTE 1 (Green Tie Wrap Designator)	2
4	06005787 B2	SPRING, front, extended height, 954 lbs/inch for use on models 82 w/winch, 83,84, 85, 89 and 90 w/o winch, w/diesel engine; models 83,84,85,90 w/winch, w/gas engine (Red Tie Wrap Designator)	2
4	06005786 B2	SPRING, front, 1250 lbs/inch for use on models 83,84,85 and 90 w/winch, w/diesel engine (Orange Tie Wrap Designator)	2
5	12340071	SHOCK ABSORBER, front	2
* 5	05937865	SHOCK ABSORBER, front, 12,100 GVW	2
5	12340072	SHOCK ABSORBER, rear	2
6	12341212	WASHER, flat, shock absorber bracket, 5/8"	8
7	MS 00035338 50	LOCKWASHER, shock absorber bracket, 5/8"	8
8	MS 00090728 164	BOLT, shock absorber bracket 5/8"-11 x 2.0"	8
9	12338315	BRACKET, shock absorber mount, lower control arm .	4
* 9		NOTE 1: USED ON 10,800 AND 12,100 GVW VEHICLES.	

1996 HUMMER PARTS CATALOG

9-8 SUSPENSION/FRAME



P09-004

Figure 9-4. Stabilizer Bar and Connecting Links.

1996 HUMMER PARTS CATALOG

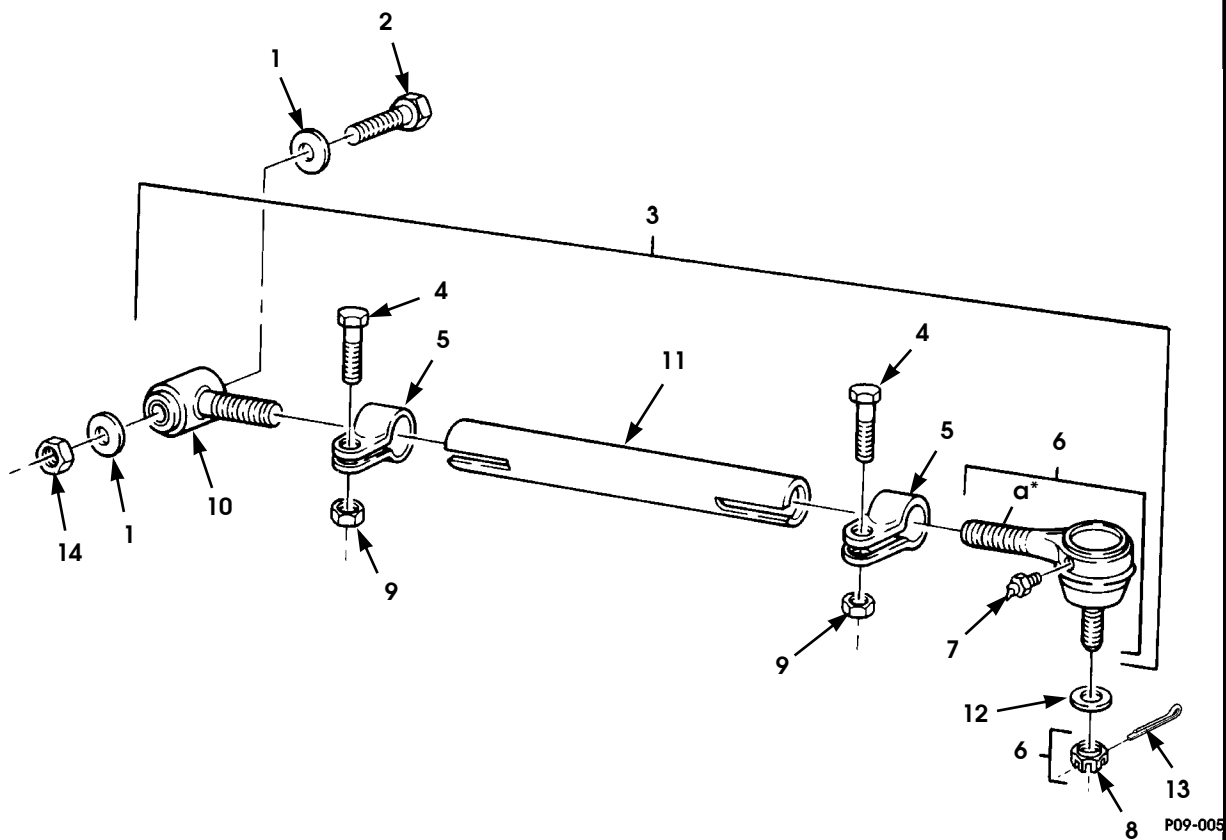
8-15-96

SUSPENSION/FRAME 9-9

ITEM	PART NUMBER	DESCRIPTION	QTY
		Figure 9-4 STABILIZER BAR AND CONNECTING LINKS	
* 1	G 02436165	WASHER, flat, stabilizer bar, 7/16"	6
2	MS 00051943 40	LOCKNUT, stabilizer bar, 1/2"-20.	2
3	06004872	BAR, stabilizer.	1
4	12338317	BUSHING, stabilizer bar	2
5	12338319	BRACKET, stabilizer bar	2
6	G 09422299	NUT, stabilizer bracket, 7/16"-14.	4
7	MS 00090728 168	BOLT, connecting link	2
8	12338322	WASHER, flat, connecting link, stabilizer bar.	8
9	12338323	CONNECTING LINK, stabilizer bar	2
10	12339207	PIN, stabilizer bar.	2
11	MS 00051943 43	LOCKNUT, stabilizer bar, 5/8"-11.	2

1996 HUMMER PARTS CATALOG

9-10 SUSPENSION/FRAME



* a PART OF ITEM 6

Figure 9-5. Rear Radius Rods.

1996 HUMMER PARTS CATALOG

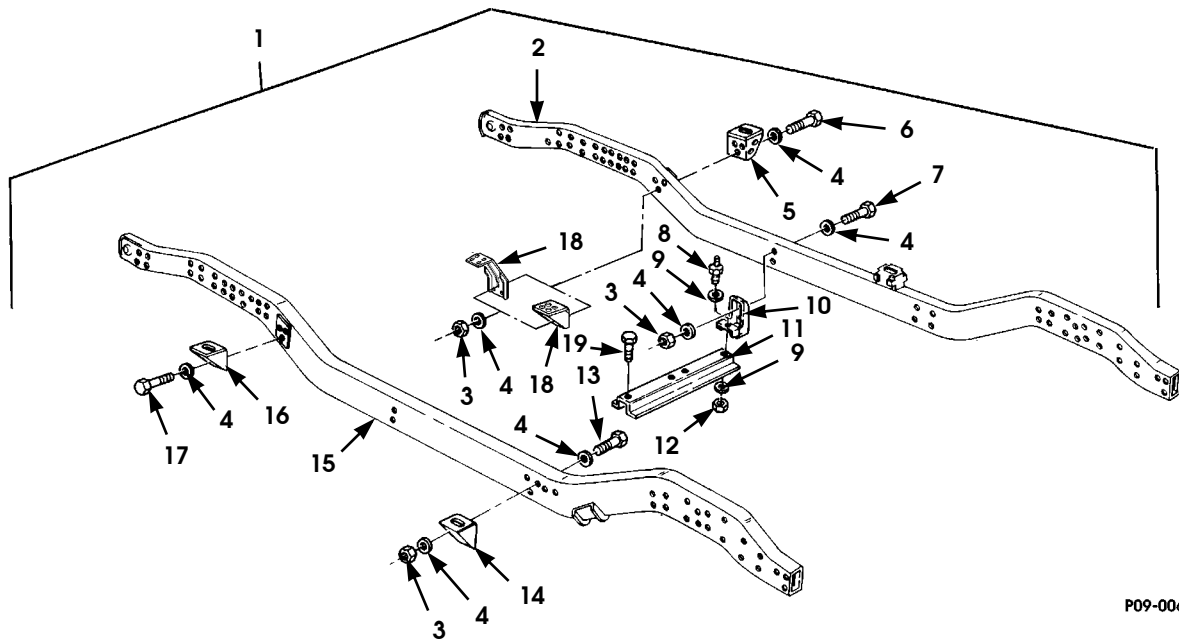
SUSPENSION/FRAME 9-11

ITEM	PART NUMBER	DESCRIPTION	QTY
		Figure 9-5 REAR RADIUS RODS	
1	G 02436168	WASHER, flat, radius rod mounting, 3/4"	4
2	MS 00090728 198	BOLT, radius rod mounting, 3/4"-10 x 4.75"	2
3	06005274 B2	ROD ASSEMBLY, radius rear.	2
4	G 09419079	•BOLT, rod assembly clamp.	2
5	12339202	•CLAMP, rod assembly, retaining.	2
6	12338311 1	•TIE ROD END, L.H. thread	1
7	G 09411031	••FITTING, tie rod end, 45 degree.	1
8	MS 00035692 54	••NUT, tie rod end, slot, 5/8"-18.	1
9	G 09422299	•NUT, rod assembly clamp, 7/16"-14	2
10	12338314	•BUSHING, tie rod	1
11	06005273	•ROD ASSEMBLY, rear radius	1
12	G 02436167	WASHER, flat, tie rod end, 5/8"	2
13	MS 00024665 355	COTTER PIN, tie rod end, 1/8" x 1 1/4.	2
14	MS 00051943 45	LOCKNUT, tie rod end, 3/4"-10.	2

8-15-96

1996 HUMMER PARTS CATALOG

9-12 SUSPENSION/FRAME



P09-006.2

Figure 9-6. Frame Assembly, Body Mount Brackets, and Transmission Crossmember.

1996 HUMMER PARTS CATALOG

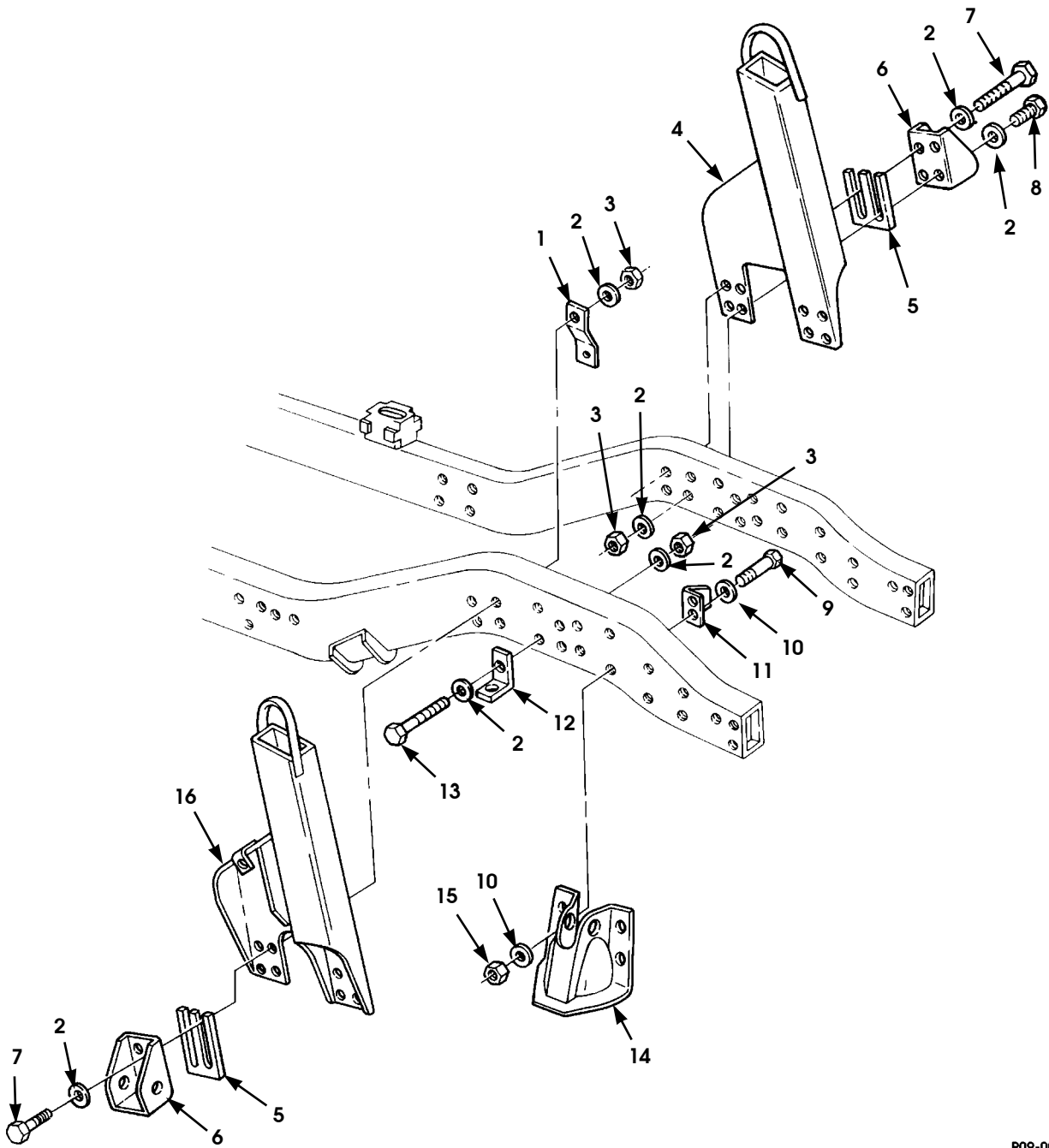
12-31-96

SUSPENSION/FRAME 9-13

ITEM	PART NUMBER	DESCRIPTION	QTY
		Figure 9-6 FRAME ASSEMBLY, BODY MOUNT BRACKETS, AND TRANSMISSION CROSSMEMBER	
1	WD 12342503 B2	FRAME ASSEMBLY, complete (Diesel)	1
1	WE 12342503 B2	FRAME ASSEMBLY, complete (Gas)	1
2	WA 12338246 B2	•RAIL, frame, L.H.	1
2	RCSK1743 9	•RAIL, frame, L.H., 12,100 GVW	1
3	MS 00051943 39	•LOCKNUT, frame assembly, 1/2"-13.	12
4	G 02436165	•WASHER, flat, frame assembly, 1/2"	27
★ 5	05937960	•BRACKET, body mount, rear, L.H., C-mount	1
5	06008610	•BRACKET, body mount, rear, L.H., C-mount, 12,100 GVW	1
6	MS 00090728 126	•BOLT, body mount bracket, L.H., 1/2"-13 x 4.75"	3
7	MS 00090728 124	•BOLT, transmission support bracket, 1/2"-13 x 4.25"	4
8	12447177	•STUD, SPECIAL, L.H. side only	1
9	G 02436166	•WASHER, flat, transmission support bracket, 9/16"	4
10	12338185 B2	•BRACKET, transmission support	2
11	12447053 B2	•CROSSMEMBER, transmission	1
12	G 09422303	•NUT, transmission support bracket, hex, 9/16"-12.	2
13	MS 00090728 125	•BOLT, body mount, R.H., 1/2"-13 x 4.5.	5
14	12338178 B2	•BRACKET, body mount, front, R.H.	1
14	05937399	•BRACKET, body mount, front, R.H., 12,100 GVW.	1
15	12338247 B2	•RAIL, frame, R.H.	1
15	RCSK1743 8	•RAIL, frame, R.H., 12,100 GVW	1
16	WA 12342510 B2	•BRACKET, body mount, rear, R.H.	1
16	05937961	•BRACKET, body mount, rear, R.H., 12,100 GVW	1
17	MS 00090728 111	•BOLT, body mount bracket, R.H., 1/2"-13 x 11/4	3
★ 18	06002917 B2	•BRACKET, catalytic converter mounting (GCC Gas)	1
18	12338221 B2	•BRACKET, catalytic converter mounting (Gas)	1
19	05743678	•BOLT, 9/16"-12 x 1.5"	1

1996 HUMMER PARTS CATALOG

9-14 SUSPENSION/FRAME



P09-007

Figure 9-7. Airlift Brackets, Front Upper Control Arm Brackets, Front Spring Seats, and Mounting Hardware.

1996 HUMMER PARTS CATALOG

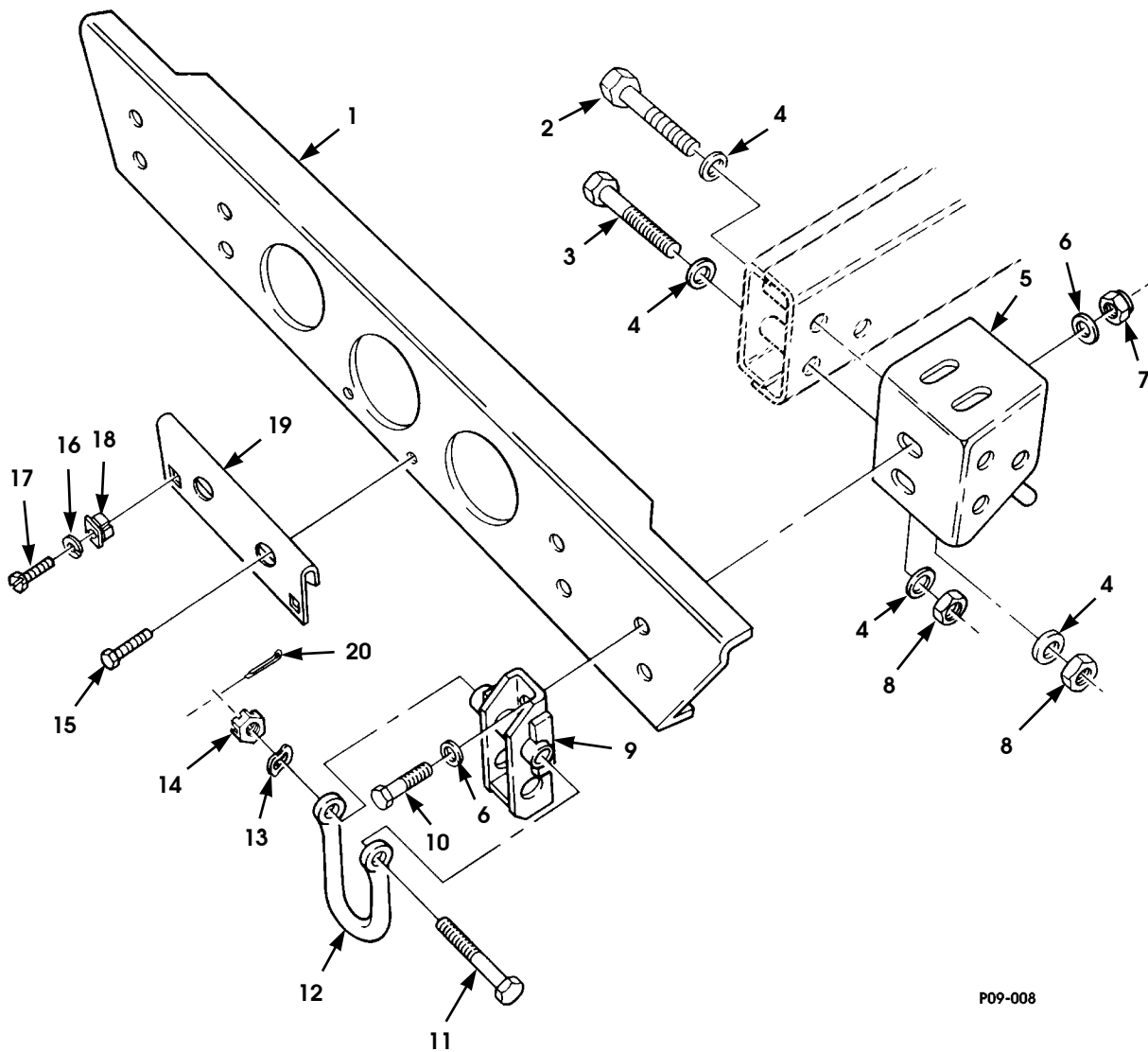
12-31-96

SUSPENSION/FRAME 9-15

ITEM	PART NUMBER	DESCRIPTION	QTY
		Figure 9-7 AIRLIFT BRACKETS, FRONT UPPER CONTROL ARM BRACKETS, FRONT SPRING SEATS, AND MOUNTING HARDWARE	
1	12338159	BRACKET, cooling line support	1
2	G 02436165	WASHER, flat, frame assembly, 1/2"	40
3	MS 00051943 39	LOCKNUT, frame assembly, 1/2"-13	19
4	12342361 B2	BRACKET, airlift, L.H.	1
5	12338226 1	SHIM, control arm bracket, .060-inch	V
5	12338226 2	SHIM, control arm bracket, .120-inch	V
* 5	06007685	SHIM, wedge, caster/camber	V
6	12338245	BRACKET, upper control arm, front	4
7	MS 00090728 123	BOLT, control arm and airlift bracket, SEE NOTE 1	15
7	MS 00090728 122	BOLT, airlift bracket, SEE NOTE 2	15
8	MS 00090728 114	BOLT, control arm bracket, L.H., 3/4"-13 x 1.75"	1
9	MS 00090728 196	BOLT, front spring seats, 3/4"-10 x 4.0"	8
10	G 02436168	WASHER, flat, frame assembly, 3/4"	16
11	12338173	BRACKET, front spring seat	1
12	12338170	BRACKET, vent tube	2
13	MS 00090728 122	BOLT, 1/2"-13 x 3.75"	4
14	12338191 1	SPRING SEAT, L.H., front	1
14	12338191 2	SPRING SEAT, R.H., front	1
15	MS 00051943 45	LOCKNUT, front spring brackets, 3/4"-10	8
16	06003010 B2	BRACKET, airlift, R.H.	1
		NOTE 1: USE WITH .240-INCH SHIM PACK AND THICKER	
		NOTE 2: USE WITH SHIM PACK UP TO .180-INCH THICK	

1996 HUMMER PARTS CATALOG

9-16 SUSPENSION/FRAME



P09-008

Figure 9-8. Front Bumper and Lifting Shackle.

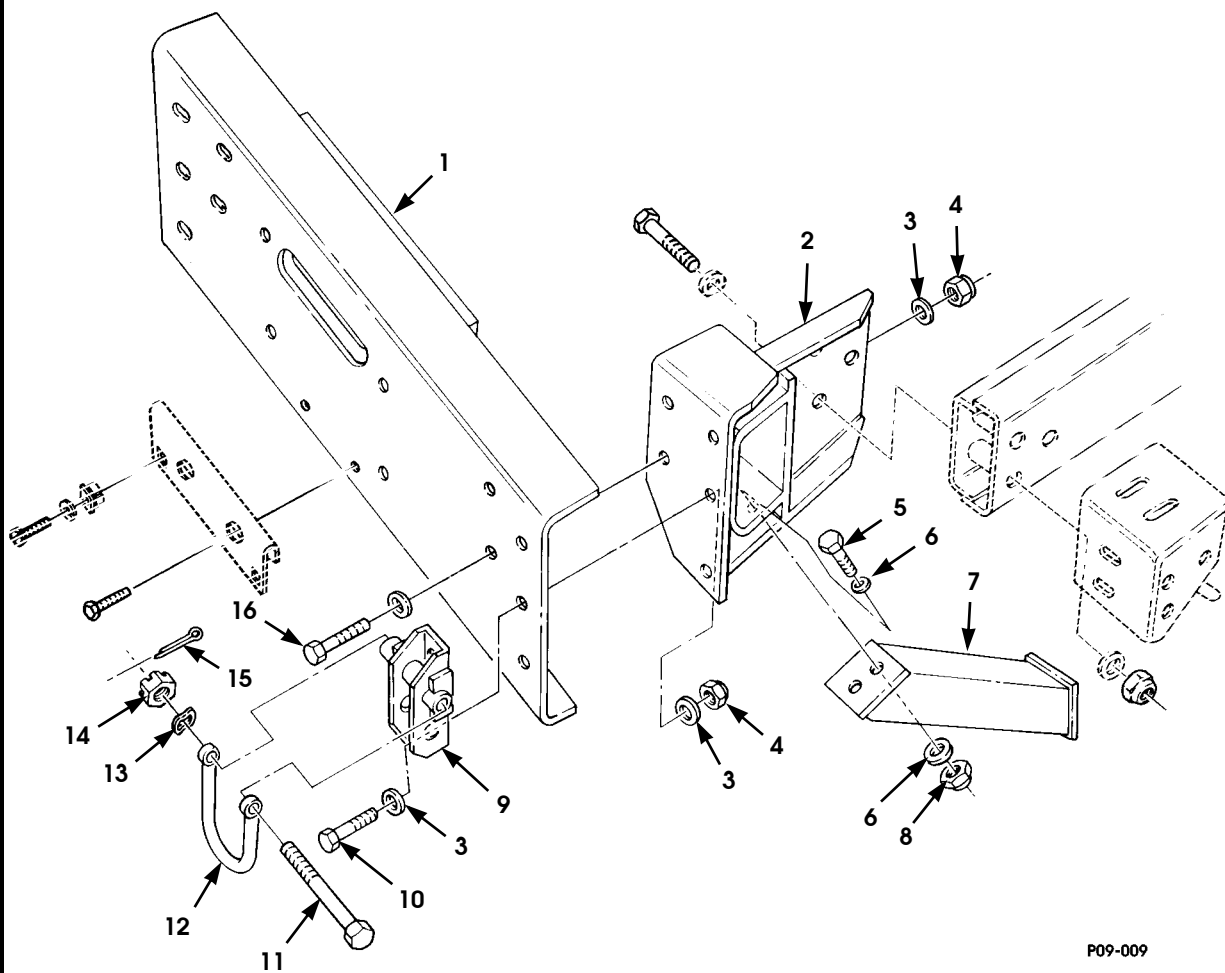
1996 HUMMER PARTS CATALOG

SUSPENSION/FRAME 9-17

ITEM	PART NUMBER	DESCRIPTION	QTY
		Figure 9-8 FRONT BUMPER AND LIFTING SHACKLE	
1	05935800 B2	BUMPER, front.	1
2	MS 00090728 169	BOLT, front bumper bracket, 5/8"-11 x 3.25"	2
3	MS 00090728 170	BOLT, front bumper bracket, 5/8"-11 x 3.5"	4
4	G 02436167	WASHER, flat, front bumper bracket, 5/8"	12
5	WA 12338199 1	BRACKET, front bumper, L.H.	1
5	WA 12338199 2	BRACKET, front bumper, R.H.	1
6	G 02436165	WASHER, flat, front bumper bracket, 1/2"	8
7	MS 00051943 39	LOCKNUT, front bumper bracket, 1/2"-13.	4
8	MS 00051943 43	LOCKNUT, front bumper bracket, 5/8"-11.	6
9	12342404 B2	BRACKET, towing	2
10	MS 00090728 114	BOLT, towing bracket, 1/2"-13 x 1.75"	4
11	12338225 1	BOLT, front lifting shackle	2
12	12342354 B2	SHACKLE, lifting	2
13	07716721	SPRING WASHER, plain, front lifting shackle	2
14	MS 00035692 54	NUT, slot, front lifting shackle, 5/8"-18	2
15	MS 00051851 85P2	SCREW, self-tap., license plate bracket, 1/4"-20 x 5/8"	2
16	MS 00035338 44	LOCKWASHER, license plate bracket, 1/4"	4
17	G 09415857	SCREW, hex slot, license plate bracket, 1/4"-28 x .62"	2
18	05939483	GROMMET, square head, license plate bracket	2
19	05939482 B2	BRACKET, front license plate mounting	1
20	MS 00024665 355	COTTER PIN, front lifting shackle, 1/8" x 1 1/4"	2

1996 HUMMER PARTS CATALOG

9-18 SUSPENSION/FRAME



P09-009

Figure 9-9. Front Bumper and Lifting Shackle (Winch Kit)

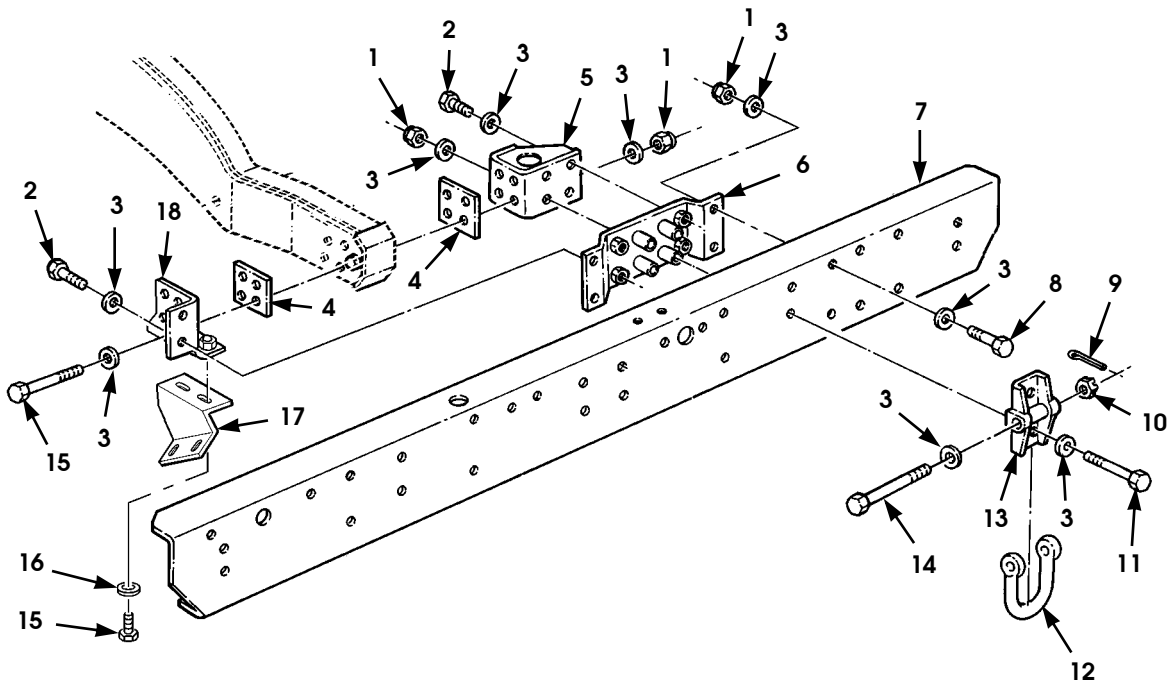
1996 HUMMER PARTS CATALOG

SUSPENSION/FRAME 9-19

ITEM	PART NUMBER	DESCRIPTION	QTY
		Figure 9-9 FRONT BUMPER AND LIFTING SHACKLE (WINCH KIT)	
1	05935666 B2	BUMPER, front, with winch, SEE NOTE 1	1
2	12342388 B2	FRAME EXTENSION, front bumper, R.H., SEE NOTE 1 . . .	1
2	12342387 B2	FRAME EXTENSION, front bumper, L.H., SEE NOTE 1 . . .	1
3	G 02436165	WASHER, flat, front bumper, 1/2", SEE NOTE 1	18
4	MS 00051943 39	LOCKNUT, front bumper, 1/2"-13, SEE NOTE 1	8
5	G 09427321	BOLT, brace assembly, 5/8"-16 x 1.0" SEE NOTE 1	4
6	G 02436163	WASHER, flat, brace assembly, 3/8", SEE NOTE 1	8
7	12342389	BRACE ASSEMBLY, L.H., SEE NOTE 1	1
7	12342390	BRACE ASSEMBLY, R.H., SEE NOTE 1	1
8	MS 00051943 35	NUT, brace assembly, 3/8"-16, SEE NOTE 1	4
9	12342404 B2	BRACKET, towing	2
10	MS 00090728 114	BOLT, towing bracket, 1/2"-13 x 1/75"	4
11	12338225 1	BOLT, front lifting shackle	2
12	12342354 B2	SHACKLE, lifting	2
13	07716721	SPRING WASHER, front lifting shackle	2
14	MS 00035692 54	NUT, slot, front lifting shackle, 5/8"-18	2
15	MS 00024665 355	COTTER PIN, front lifting shackle, 1/8" x 1 1/4	2
16	MS 00090728 113	BOLT, frame extension, 1/2"-13 x 1.5" SEE NOTE 1	6
NOTE 1: PART OF WINCH KIT P/N 05744376			

1996 HUMMER PARTS CATALOG

9-20 SUSPENSION/FRAME



P09-010.1

Figure 9-10. Rear Bumper and Lifting Shackle.

1996 HUMMER PARTS CATALOG

8-15-96

SUSPENSION/FRAME 9-21

ITEM	PART NUMBER	DESCRIPTION	QTY
		Figure 9-10 REAR BUMPER AND LIFTING SHACKLE	
1	MS 00051943 39	LOCKNUT, rear bumper, 1/2"-13	30
2	MS 00051849 98	BOLT, closeout, 1/4"-20 x 1.0"	8
3	G 02436165	WASHER, flat, rear bumper, 1/2"	30
4	12338164	SPACER, rear bumper bracket.	4
5	12446989 B2	SUPPORT, rear bumper, L.H.	1
5	12446990 B2	SUPPORT, rear bumper, R.H.	1
6	06003609 B2	BRACKET, bumper mounting assembly.	2
7	06007350 B2	BUMPER, rear	1
* 7	WD 12338218 B2	BUMPER, rear, 12,100 GVW.	1
8	MS 00090728 119	BOLT, rear bumper, 1/2-13 x 3"	8
9	MS 00024665 355	COTTER PIN, rear lifting shackle, 1/8"x 1 1/4.	2
10	MS 00035692 54	NUT, slot, rear lifting shackle, 5/8"-18	2
11	MS 00090728 121	SCREW, tiedown bracket, rear bumper, 1/2"-13 x 3.5"	4
12	12342354 B2	SHACKLE, lifting	2
13	12342373 B2	BRACKET, tiedown	2
14	12338225 1	BOLT, rear lifting shackle	2
15	MS 00090728 60	BOLT, 3/8"-16 x 1".	8
16	G 02436163	WASHER, flat, 3/8"	8
17	06006797 B2	BRACKET, skid plate mounting, R.H.	1
17	06006798 B2	BRACKET, skid plate mounting, L.H.	1
18	06006741 B2	BRACKET, rear bumper, L.H.	1
18	06006749 B2	BRACKET, rear bumper, R.H.	1

8-15-96

1996 HUMMER PARTS CATALOG

9-22 SUSPENSION/FRAME

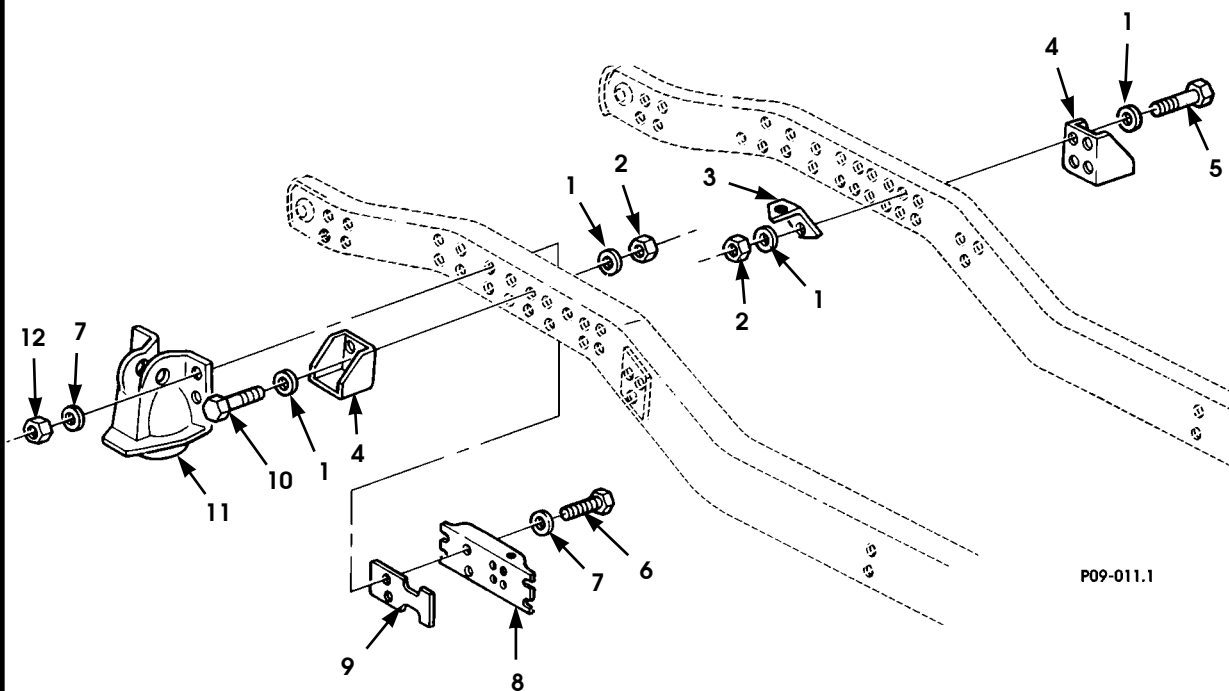


Figure 9-11. Upper Control Arm Brackets, Spring Seats, Related Parts, and Mounting Hardware.

1996 HUMMER PARTS CATALOG

SUSPENSION/FRAME 9-23

ITEM	PART NUMBER	DESCRIPTION	QTY
		Figure 9-11 REAR CROSSMEMBER, UPPER CONTROL ARM BRACKETS, SPRING SEATS, RELATED PARTS, AND MOUNTING HARDWARE	
1	G 02436165	WASHER, flat, frame brackets, 1/2"	32
2	MS 00051943 39	LOCKNUT, frame brackets, 1/2"-13	16
3	12338172	BRACKET, vent tube	1
4	12338240	BRACKET, upper control arm	4
5	MS 00090728 124	BOLT, upper control arm brkt, 1/2"-13 x 4.25" SEE NOTE 1	8
5	MS 00090728 123	BOLT, upper control arm brkt, 1/2"-13 x 4.0" SEE NOTE 2	8
6	MS 00090728 198	BOLT, frame reinforcement, 3/4"-10 x 4.75"	8
7	G 02436168	WASHER, flat, frame reinforcement, 3/4'	16
8	12338152	REINFORCEMENT, frame	2
9	12338174 B1	PLATE, frame reinforcement.	2
10	MS 00090728 125	BOLT, control arm brackets, 1/2"-13 x 4.5" SEE NOTE 1	8
10	MS 00090728 124	BOLT, control arm brackets, 1/2"-13 x 4.25" SEE NOTE 2	8
11	12338738	SEAT, rear spring.	2
12	MS 00051943 45	LOCKNUT, rear spring seat, 3/4"-10	8
NOTE 1: USE WITH 0.240-INCH SHIM PACK AND THICKER NOTE 2: USE WITH SHIM PACK UP TO 0.180-INCH THICK			

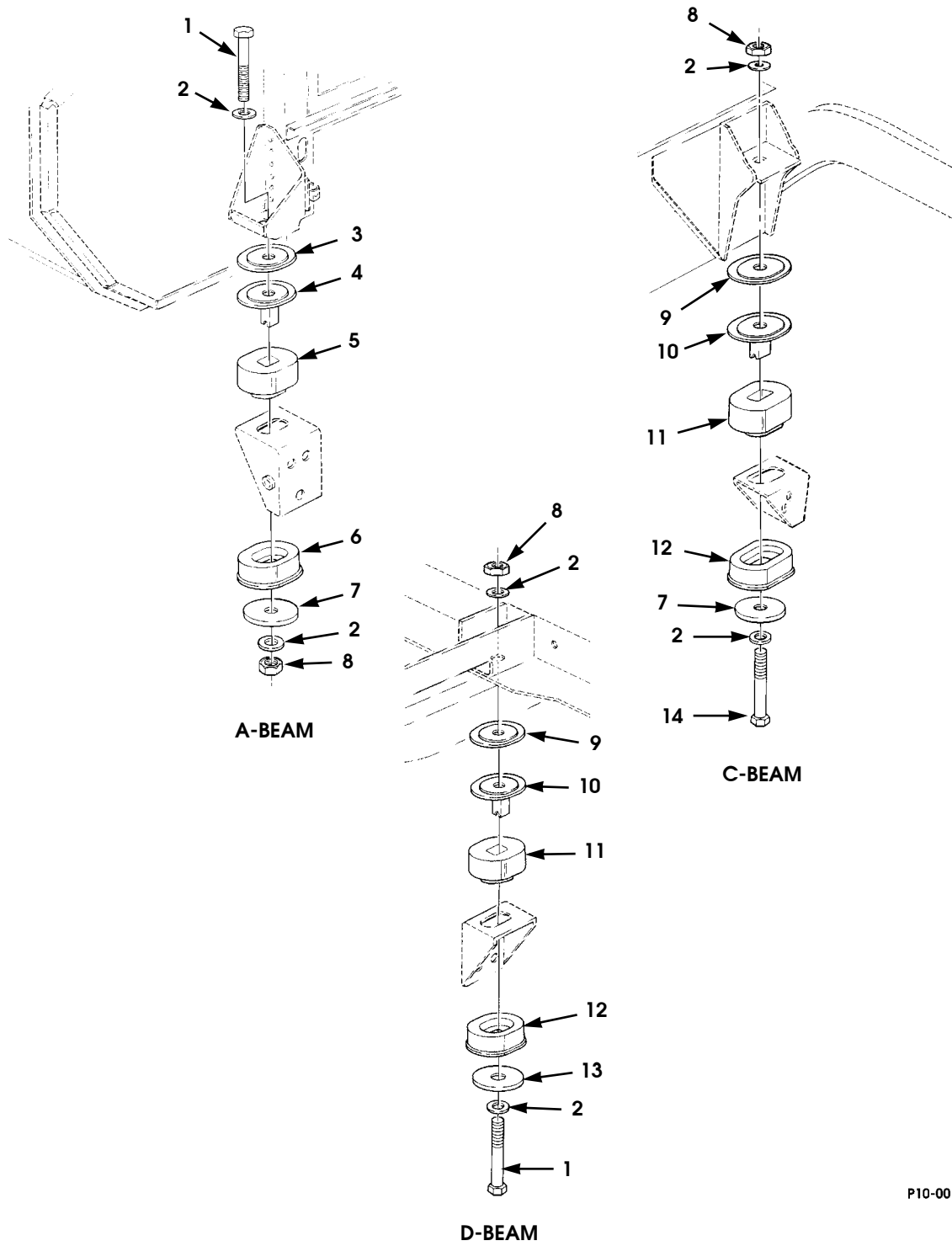
Section 10

BODY

TITLE	PAGE NUMBER
Body Mounting Components	10-2
Body Assembly	10-4
Body Assembly Components, L.H.	10-6
Body Assembly Components, R.H.	10-8
Front and Rear Door Striker Assemblies	10-12
Hood Assembly and Mounting Hardware	10-14
Hood Assembly, Grille, and Related Parts	10-18
Hood Release	10-20
Left Hand Splash Shield and Hood Prop Rod	10-22
Right Hand Upper Splash Shield and Seals	10-24
Right Hand Lower Splash Shield	10-26
Inside and Outside Mirrors and Mounting Hardware	10-28
Sun Visor	10-30
Windshield Assembly	10-32
Rear Window Assembly	10-35
Driver and Passenger Seats, Deluxe and Standard	10-38
Rear Passenger Seat, Deluxe and Standard	10-42
Front and Rear Seat Belts	10-44
Engine Cover, Console Cover, and Related Parts	10-48
Front Door Assembly	10-52
Rear Door Assembly	10-56
Tailgate Assembly and Related Parts	10-60
Two-Man Hardtop	10-62
Four-Man Hardtop B- and C- Pillars	10-64
Two-Man Enlarged Cab Hardtop B-Pillar	10-68
Four-Man Hardtop Assembly	10-70
Station Wagon Roof and Mounting Hardware	10-72
Station Wagon Rear Doors	10-75
Fixed Door, Footwell Cover, and Related Parts	10-80
Panel Assembly Door Trim	10-84
Soft Top Kit and Support Structure	10-89
Four-Man Soft Top Kit, Basic	10-96
Four-Man Soft Top Kit, Station Wagon	10-100
Instrument Panel Assembly, Dash Trim, Crash Pad, and Mounting Hardware	10-102
Floor Padding, Front and Rear	10-104
Interior Tunnel Padding, Carpet, and Hardboard	10-106
Headliner, Roof Trim, Front and Rear Side Trim, Grab Handles, and Mounting Hardware	10-110
Inner Kick Panels and Miscellaneous Trim Panels	10-118
Outer Kick Panels Interior Trim	10-122
Station Wagon Interior Trim	10-124
Cargo Net and Pocket Net	10-128
Removable Load Barrier	10-130
★ Floor Mats	10-132

1996 HUMMER PARTS CATALOG

10-2 BODY



P10-001

Figure 10-1. Body Mounting Components.

1996 HUMMER PARTS CATALOG

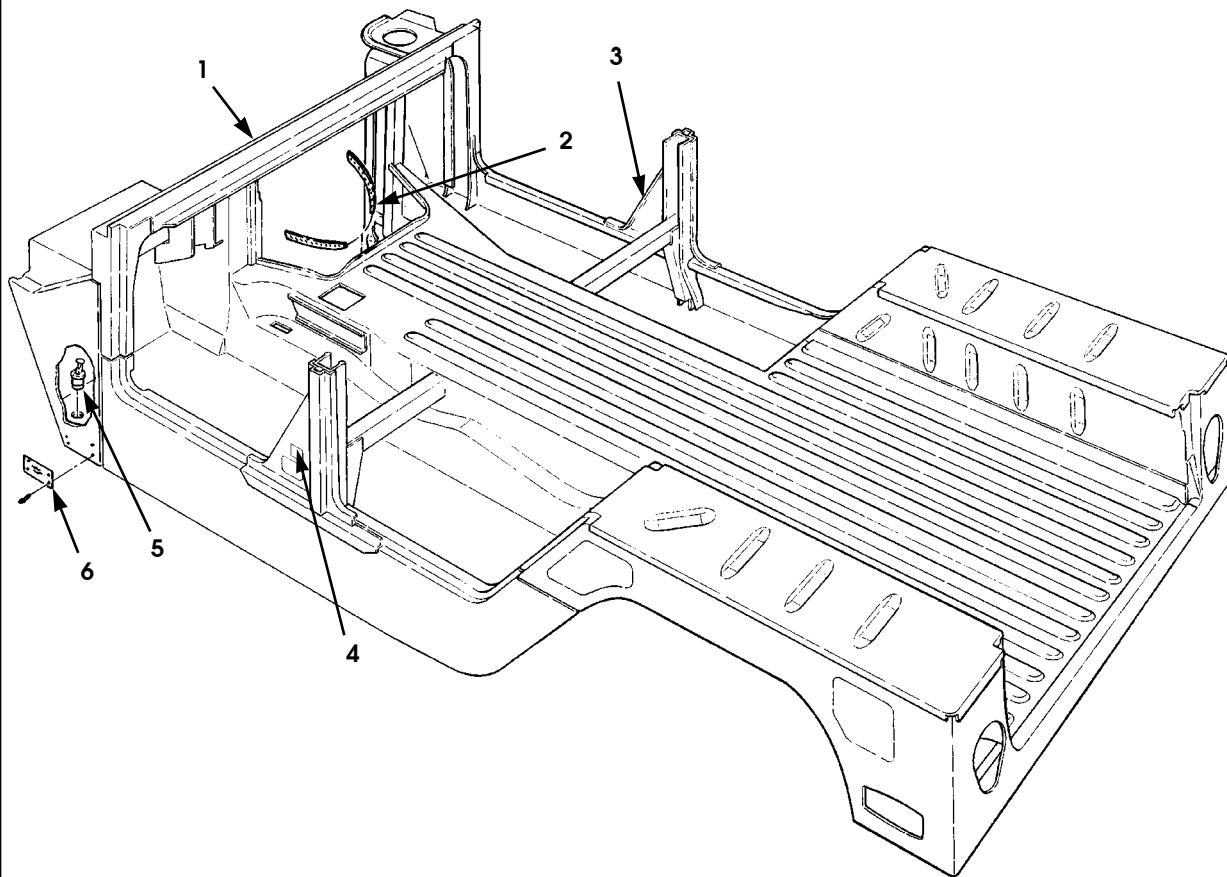
BODY 10-3

ITEM	PART NUMBER	DESCRIPTION	QTY
		Figure 10-1 BODY MOUNTING COMPONENTS	
1	MS 00090728 173	BOLT, A-beam body mount, L.H., 5/8"-11" x 4.25"	1
1	MS 00090728 174	BOLT, A-beam body mount, R.H., 5/8"-11" x 4.75"	1
1	MS 00090728 175	BOLT, D-beam body mount, R.H. 5/8"-11" x 4.75"	1
2	G 02436167	WASHER, flat, 5/8"	12
3	RCSK1769 3-2	SPACER, body mount, 'A'	2
4	12339249 1	SLEEVE ASSEMBLY, body cushion	2
5	12339244 1	CUSHION ASSEMBLY, body, upper	2
6	12339247 1	CUSHION ASSEMBLY, body, lower	2
7	12339248 2	SPACER, mount, R.H.	3
7	12339248 3	SPACER, mount, L.H.	1
8	MS 00051943 43	LOCKNUT, 5/8"-11	6
9	RCSK1769 3-1	SPACER, body mount, 'C'	4
10	12339249 2	SLEEVE ASSEMBLY, body cushion	4
11	12339244 3	CUSHION ASSEMBLY, body, upper	4
12	12339247 3	CUSHION ASSEMBLY, body, lower	4
13	12339248 1	SPACER, body mount, 'B'	2
14	MS 00090728 176	BOLT, D-beam body mount, L.H. 5/8"-11" x 5.0"	1
14	MS 00090728 176	BOLT, C-beam body mount, L.H. 5/8"-11" x 5.0"	1

12-31-96

1996 HUMMER PARTS CATALOG

10-4 BODY



P10-002

Figure 10-2. Body Assembly.

1996 HUMMER PARTS CATALOG

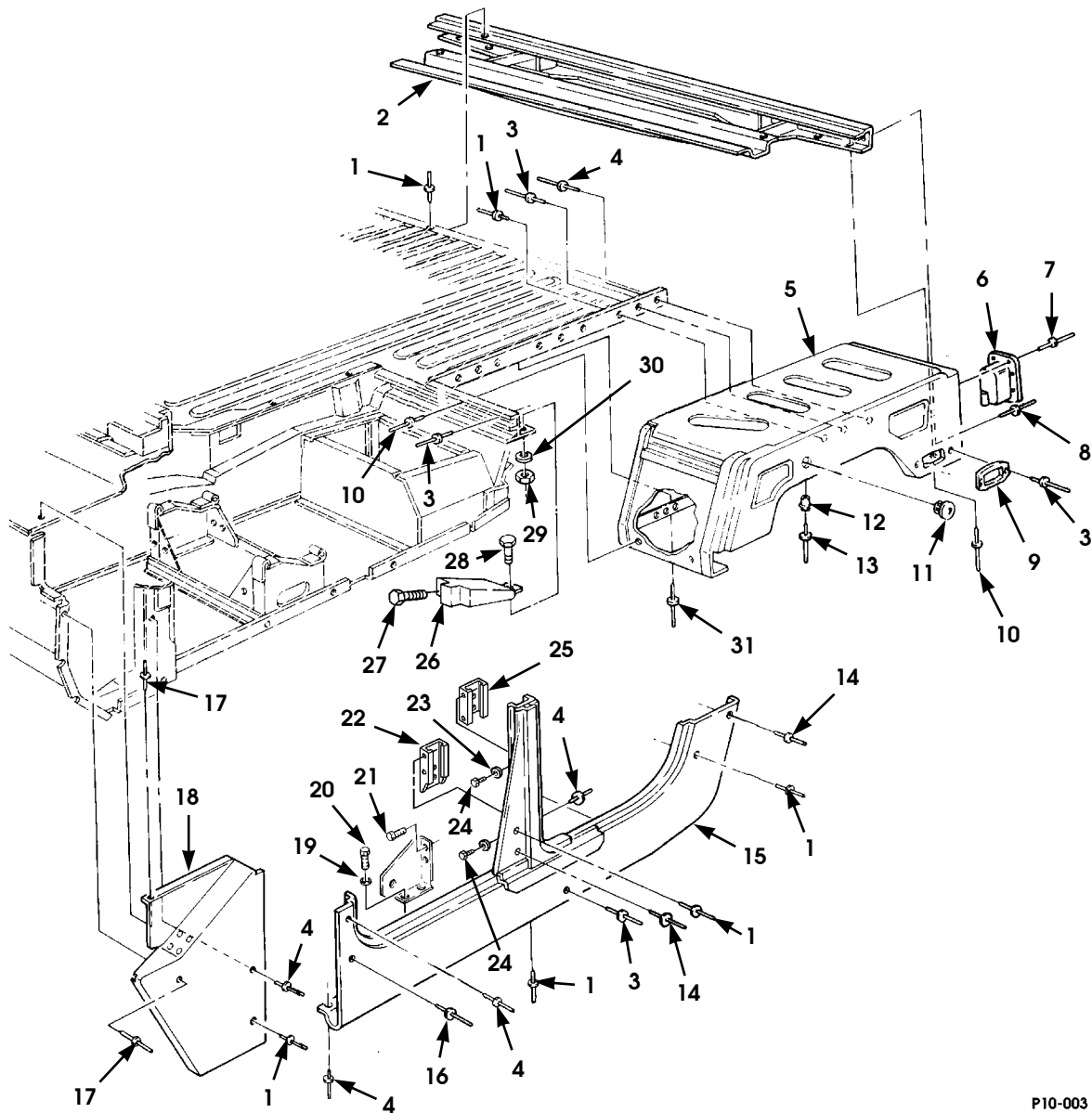
12-31-96

BODY 10-5

ITEM	PART NUMBER	DESCRIPTION	QTY
		Figure 10-2 BODY ASSEMBLY	
1	WJ 12342636 P	BODY ASSEMBLY, basic riveted (Diesel) 82, 89	1
1	WL 12342636 P	BODY ASSEMBLY, basic riveted (Gas) 82, 89	1
1	WK 12342636 P	BODY ASSEMBLY, basic riveted (Diesel) 85, 83, 84, 90	1
1	WM 12342636 P	BODY ASSEMBLY, basic riveted (Gas) 85, 83, 84, 90	1
2	12339902 7	PROTECTOR EDGE	1
★ 3	06003018	DECAL, 10,300 GVW	1
★ 3	06005367	DECAL, 10,800 GVW	1
★ 3	06007667	DECAL, 9,500 GVW (For Export Only)	1
★ 4	06008185	DECAL, tire, (English)	1
★ 4	06008186	DECAL, tire, (French)	1
★ 4	06008187	DECAL, tire, (Arabic)	1
★ 5	05939808	DRAIN PLUG, floor	2
★ 6	06003871	PLATE, HUMMER	2

1996 HUMMER PARTS CATALOG

10-6 BODY



P10-003

Figure 10-3. Body Assembly Components, L.H.

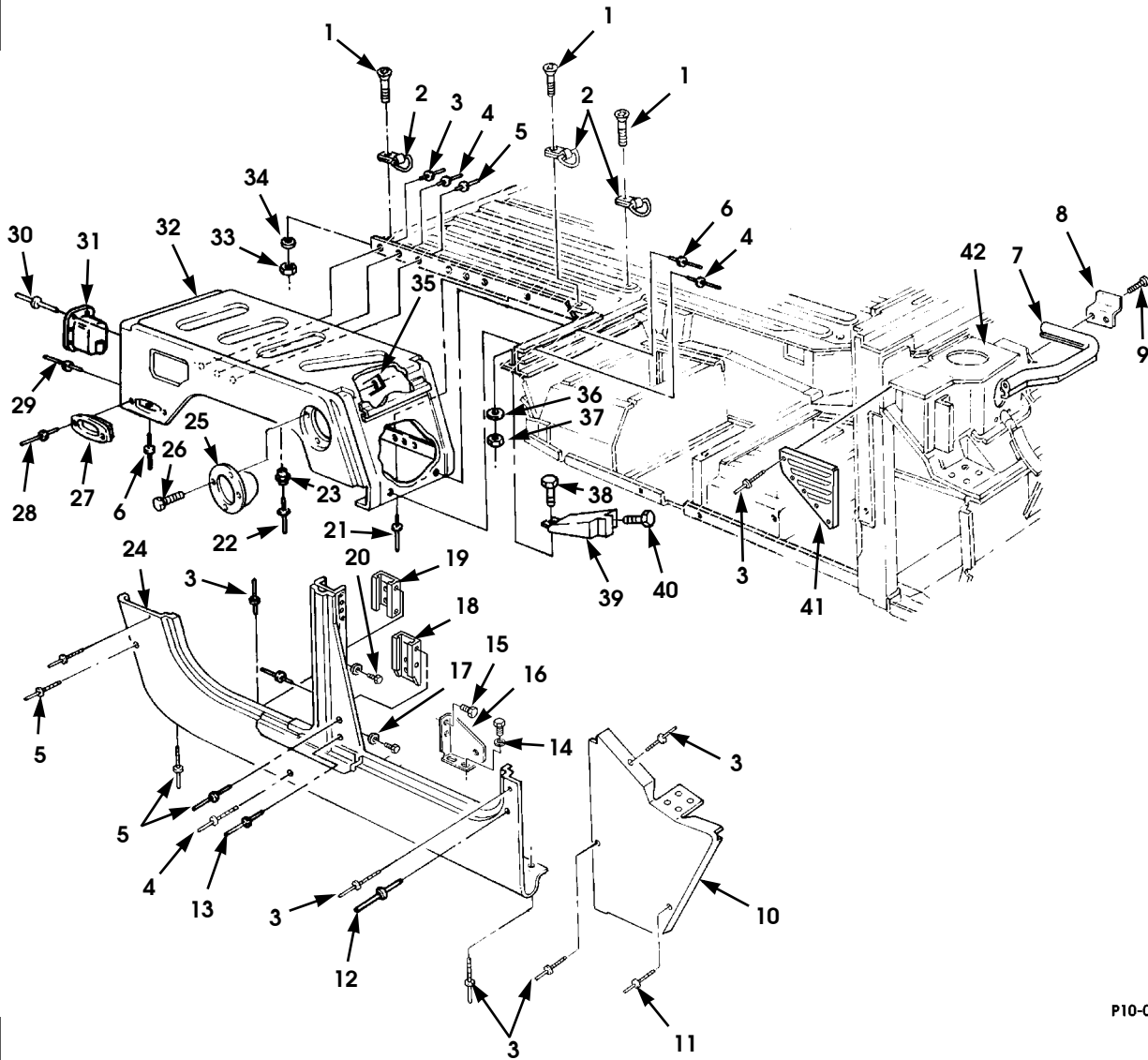
1996 HUMMER PARTS CATALOG

12-31-96

BODY 10-7

ITEM	PART NUMBER	DESCRIPTION	QTY
		Figure 10-3 BODY ASSEMBLY COMPONENTS, L.H.	
1	N/S	RIVET, fender panel, 3/16" dia. - 1/4"	21
2	WA 12446928 1P	BEAM ASSEMBLY, D	1
3	12339355 1P1	RIVET, side panel, 3/16" dia. - 1/4"	52
4	N/S	RIVET, body assembly, 3/16 dia. - 3/16"	101
* 5	WE 12339701 P	FENDER ASSEMBLY.	1
6	05938940	BRACKET, taillight housing	1
7	06006452	RIVET, taillight housing, 3/16" x .050 - .250"	8
8	N/S	RIVET, fender assembly, 3/16" dia. - 1/2"	36
9	12338709	LIGHT HOUSING, fender assembly.	1
10	N/S	RIVET, fender assembly, 3/16" dia. - 7/16"	17
11	N/S	PLUG, fender assembly.	2
12	NA S1080R06	COLLAR, grooved, fender assembly, 3/16".	2
13	N/S	RIVET, fender assembly, 3/16" dia. x 1/4 - 3/8"	2
14	N/S	RIVET, side panel, 3/16" dia. - 5/16"	3
15	WA 12339698 1P	BODY SIDE ASSEMBLY, panel, L.H.	1
16	N/S	RIVET, side panel, 3/16" dia. - 3/16"	7
17	N/S	RIVET, cowl panel, 3/16" dia. - 1/8"	21
18	05939202 P	COWL ASSEMBLY, L.H.	1
19	MS 00027183 10	WASHER, flat, seat belt mount, 9/32".	2
20	MS 00090728 5P2	BOLT, seat belt mount, 1/4-20 x 5/8"	4
21	12339988 1	MOUNTING BRACKET, seat belt	1
22	06004811 B2	BRACKET, lower, L.H.	1
23	MS 00027183 12	WASHER, flat, .344"	4
24	MS 00090725 33	BOLT, 5/16 - 18 x 7/8"	4
25	WA 12342372	BRACKET, upper.	1
26	12339025 1	SEAL ASSEMBLY, cargo floor	1
27	G 09425422	SCREW, self tapping, #10-16 x 7/8"	2
28	MS 00051849 76	SCREW, seal assembly, #10-24 x 3/4"	1
29	G 00190254	LOCKNUT, seal assembly, #10- 24.	1
30	MS 00027183 42	WASHER, flat, seal assembly, #10	1
31	N/S 06003456 P	RIVET, fender assembly, 3/16" dia. - 5/16" B-PILLAR reinforcement (Not Illustrated)	32

10-8 BODY



P10-004

Figure 10-4. Body Assembly Components, R.H.

1996 HUMMER PARTS CATALOG

12-31-96

BODY 10-9

ITEM	PART NUMBER	DESCRIPTION	QTY
		Figure 10-4 BODY ASSEMBLY COMPONENTS, R.H.	
1	MS 00024667 77P2	SCREW, body assembly, 4-door, 1/2"-13 x 1.75"	3
1	MS 00024667 77P2	SCREW, body assembly, 2-door, 1/2"-13 x 1.75"	6
★ 2	06005425	TIEDOWN, body assembly, 4-door, plastic coated . . .	3
★ 2	06005425	TIEDOWN, body assembly, 2-door, plastic coated . . .	6
3	N/S	RIVET, body assembly, 3/16" dia. x 3/16"	130
4	N/S	RIVET, body assembly, 3/16" dia. x 9/16"	57
5	N/S	RIVET, body assembly, 3/16" dia. x 1/4"	21
6	N/S	RIVET, fender assembly, 3/16" dia. x 7/16"	17
7	12338832 1	SEAL, body assembly	1
8	12338814 B1	BRACKET, seal	1
9	G 09421073	SCREW, seal bracket	2
10	06003135	COWL PANEL, R.H.	1
11	N/S	RIVET, cowl panel, 3/16" dia. x 1/8"	5
12	N/S	RIVET, side panel, 3/16" dia. x 3/16"	3
13	N/S	RIVET, side panel, 3/16" dia. x 5/16"	7
14	MS 00027183 21	WASHER, seat belt mount, 1/4"	2
15	MS 00090728 5	SCREW, seat belt mount, 1/4"-20 x .625"	4
16	12339988 2	BRACKET, seat belt, front R.H.	1
17	MS 00027183 12	WASHER, flat, .344"	4
18	06004836 B2	BRACKET, lower, R.H.	1
19	WA 12342372	BRACKET, upper.	1
20	MS 00090725 33	BOLT, 5/16"-18 x 7/8"	4
21	N/S	RIVET, fender assembly, 3/16" x 5/8"	16
22	N/S	RIVET, fender assembly, 3/16" x 3/16"	2
23	N/S	COLLAR, grooved, fender assembly, 3/16"	2
24	WA 12339698 2P	BODY SIDE ASSEMBLY, panel, R.H.	1
25	06007481	FUEL FILLER HOUSING, fender assembly	1
26	12340792 P2	SCREW, fuel filler, self tapping, #10-12	6
27	12338709	LIGHT HOUSING, fender assembly.	1
28	12339355 1P1	RIVET, light housing	2
29	N/S	RIVET, fender assembly, 3/16" x 1/2"	18
30	06006452	RIVET, taillight housing, 3/16 x .050 - .250"	8
31	05938940	BRACKET, taillight housing	1
32	WD 12339707	FENDER, right rear	1
33	06007708	LOCKNUT, body assembly, 4-door, 1/2"-13	3
33	06007708	NUT, body assembly, 2-door, 1/2" - 13	6
34	AN 00000960 816	WASHER, flat, body assembly, 4-door, 1/2"	3

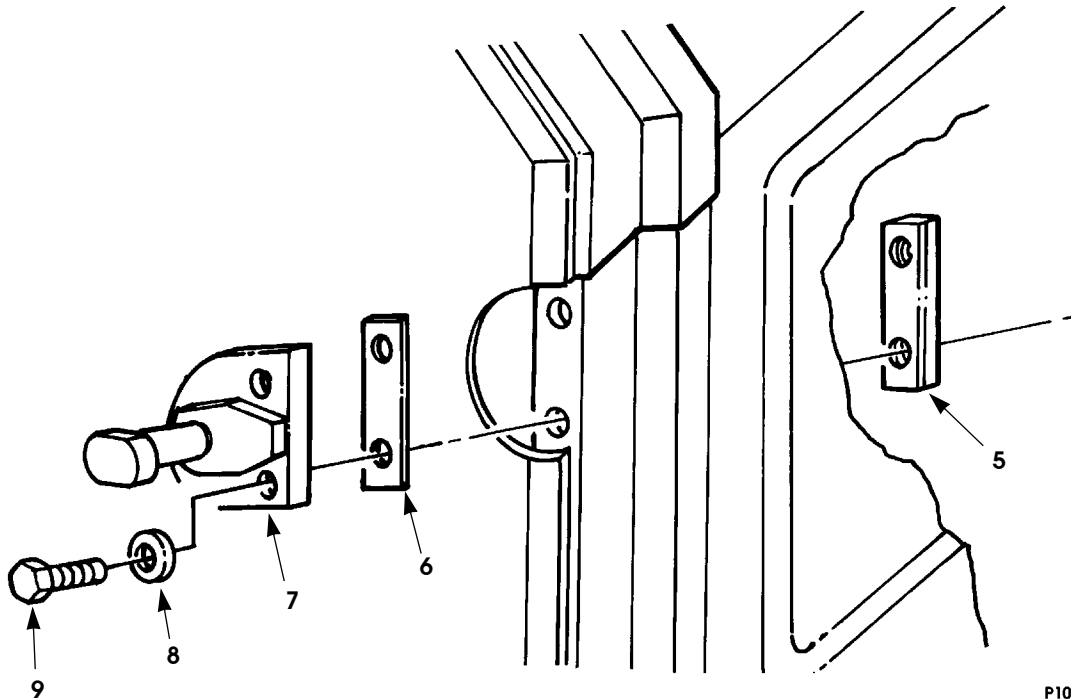

1996 HUMMER PARTS CATALOG

10-10 BODY

ITEM	PART NUMBER	DESCRIPTION	QTY
		Figure 10-4 BODY ASSEMBLY COMPONENTS, R.H. (Cont'd)	
34	AN 0000960 816	WASHER, flat, body assembly, 2-door, 1/2"	6
35	12339426	SPEEDNUT, fuel filler, "U" size, 10A	1
36	MS 00027183 42	WASHER, flat, seal assembly, #10	1
37	G 00190254	LOCKNUT, seal assembly, #10-24	1
38	MS 00051849 76	SCREW, seal assembly, #10-24 x 3/4"	1
39	12339025 2	SEAL ASSEMBLY, body	1
40	G 09425422	SCREW, self tapping, #10-16 x 7/8"	2
41	06003138 P	SIDE PANEL, air intake	1
42	06003134 P	PANEL, cowl, top	1
	06003457 P	B-PILLAR reinforcement (not illustrated)	1

1996 HUMMER PARTS CATALOG

10-12 BODY



P10-005

Figure 10-5. Front and Rear Door Striker Assemblies.

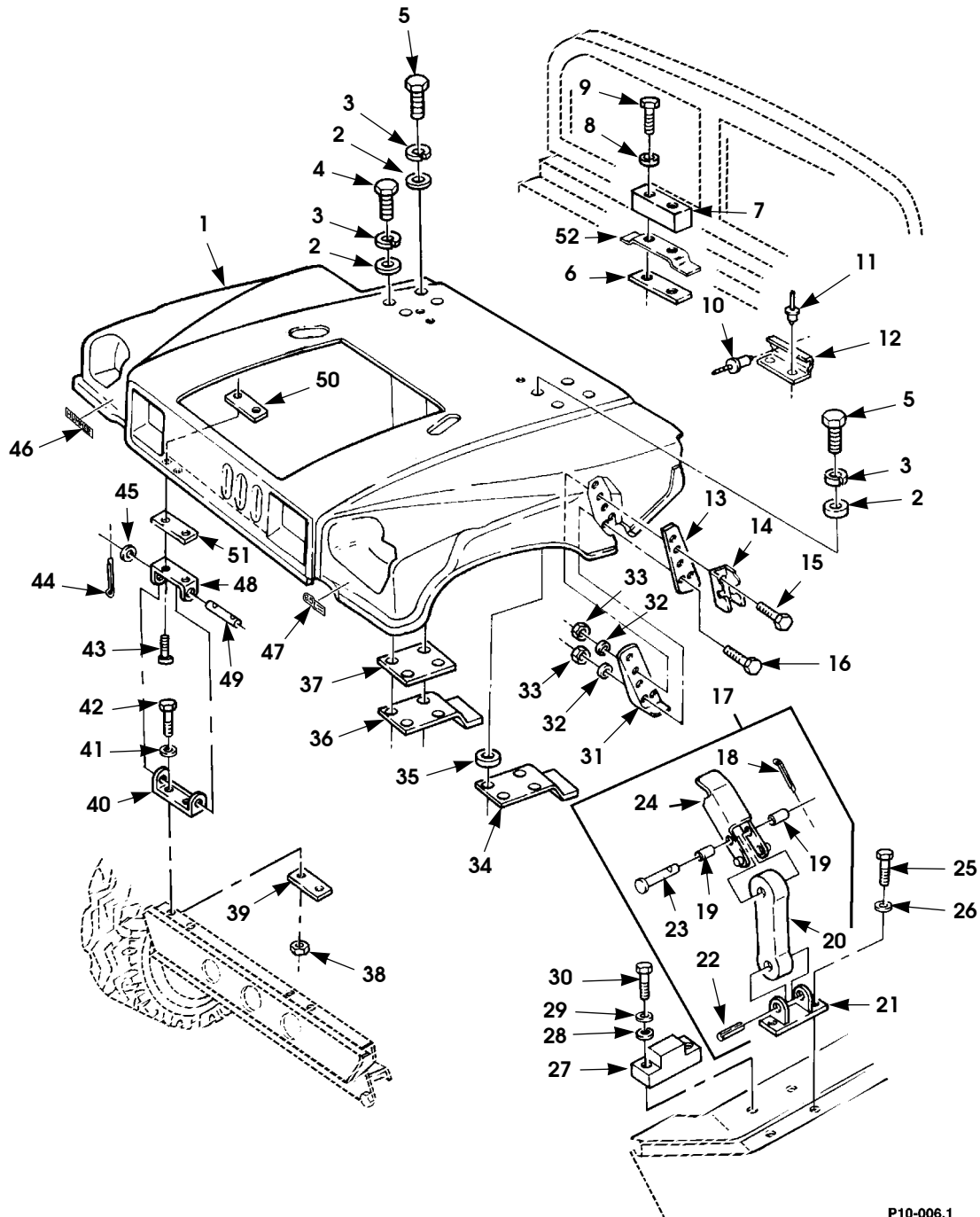
1996 HUMMER PARTS CATALOG

12-31-96

BODY 10-13

ITEM	PART NUMBER	DESCRIPTION	QTY
		Figure 10-5	
		FRONT AND REAR DOOR STRIKER ASSEMBLIES	
★ 1	06000392 P2	STRIKER ASSEMBLY, front, long, (through B-pillar)	2
★ 1	06000398 P2	STRIKER ASSEMBLY, front, short	2
2	G 00131101	LOCKWASHER, heavy, 1/2"	2
3	06001200 P2	WASHER, 17/32"	2
4	MS 00051943 40	LOCKNUT, 1/2"-20	2
5	05939658	PLATE BACKING, rear	2
6	05939591	PLATE BACKING, front	2
7	05939655 P2	STRIKER ASSEMBLY, rear	2
8	G 09424257 P2	LOCKWASHER, 1/4"	4
9	MS 00090728 10P2	BOLT, 1/4"-20 x 1.75"	4

10-14 BODY



P10-006.1

Figure 10-6. Hood Assembly and Mounting Hardware.

1996 HUMMER PARTS CATALOG

BODY 10-15

ITEM	PART NUMBER	DESCRIPTION	QTY
		Figure 10-6 HOOD ASSEMBLY AND MOUNTING HARDWARE	
1	WA 12338940 P	HOOD, engine compartment	1
2	MS 00027183 10P2	WASHER	8
3	MS 00035338 44P2	LOCKWASHER, retainer bracket, 1/4"	8
4	MS 00090728 12P2	BOLT, retainer bracket, 1/4"-20 x 1.50"	2
5	MS 00090725 6P2	BOLT, retainer bracket, L.H., 1/4"-20 x 3/4"	6
6	12338882 P3	PLATE, center hood stop, tapping.	1
7	06002012	BUMPER, center hood	1
8	12339433	WASHER, hood stop center, 13/64.	2
9	MS 00090728 8	BOLT, hood stop, 1/4"-20 x 1.0"	4
10	M7885/2 6-04	RIVET, hood retainer bracket	4
11	12339355 2	RIVET, hood retainer bracket	4
12	05939715	BRACKET, hood retainer, "A" beam	2
13	12338883 B4	PLATE, hood latch	2
14	12338908 B4	BRACKET, hood latch, side	2
15	MS 00090728 9P2	BOLT, hood latch bracket, 1/4"-20 x 1.125"	10
16	MS 00090728 7P2	BOLT, hood latch bracket, 1/4"-20 x 7/8"	6
17	WA 12338909 B4	LATCH ASSEMBLY, hood	2
18	MS 00024665 134	•COTTER PIN, hood latch, 1/16 - 5/8"	2
19	12338886 P3	•ROLLER, hood latch	2
20	12338889	•STRAP, hood latch	1
21	12338880 B4	•BASE, hood latch	1
22	G 09419982	•PIN, hood latch, spring hood.	1
23	12338894 P3	•PIN, hood latch	1
24	12338891 B4	•LATCH, hood release	1
25	MS 00090725 9P2	BOLT, hood latch, 1/4"-20 x 1.13	4
26	G 02436161 P2	WASHER, 1/4"	4
27	12338896	STOP, hood side	2
28	12339433 P2	WASHER, hood side stop, 13/64"	4
29	G 00120380	LOCKWASHER, center, 1/4"	4
30	G 09419011 P2	BOLT, hood stop, 1.4"-20 x 1.63"	4
31	12338905 P3	BRACKET, hood latch stop	2
32	G 02436161 P2	WASHER, flat, hood latch, 1/4"	10
33	MS 00051943 31	LOCKNUT, 1/4"-20	5
34	05939716 B2	BRACKET, hood retainer, L.H.	1
35	05939805 B2	SPACER, retainer bracket	2
36	05939717 B2	BRACKET, hood retainer, R.H.	1
37	05939718 B2	SPACER, retainer bracket	1
38	G 09422299	NUT, lower hood hinge, 7/16-14	4
39	12338879 P3	SPACER, lower hinge	2
40	12338900 P3	HINGE HALF, lower hood.	2

12-31-96

1996 HUMMER PARTS CATALOG

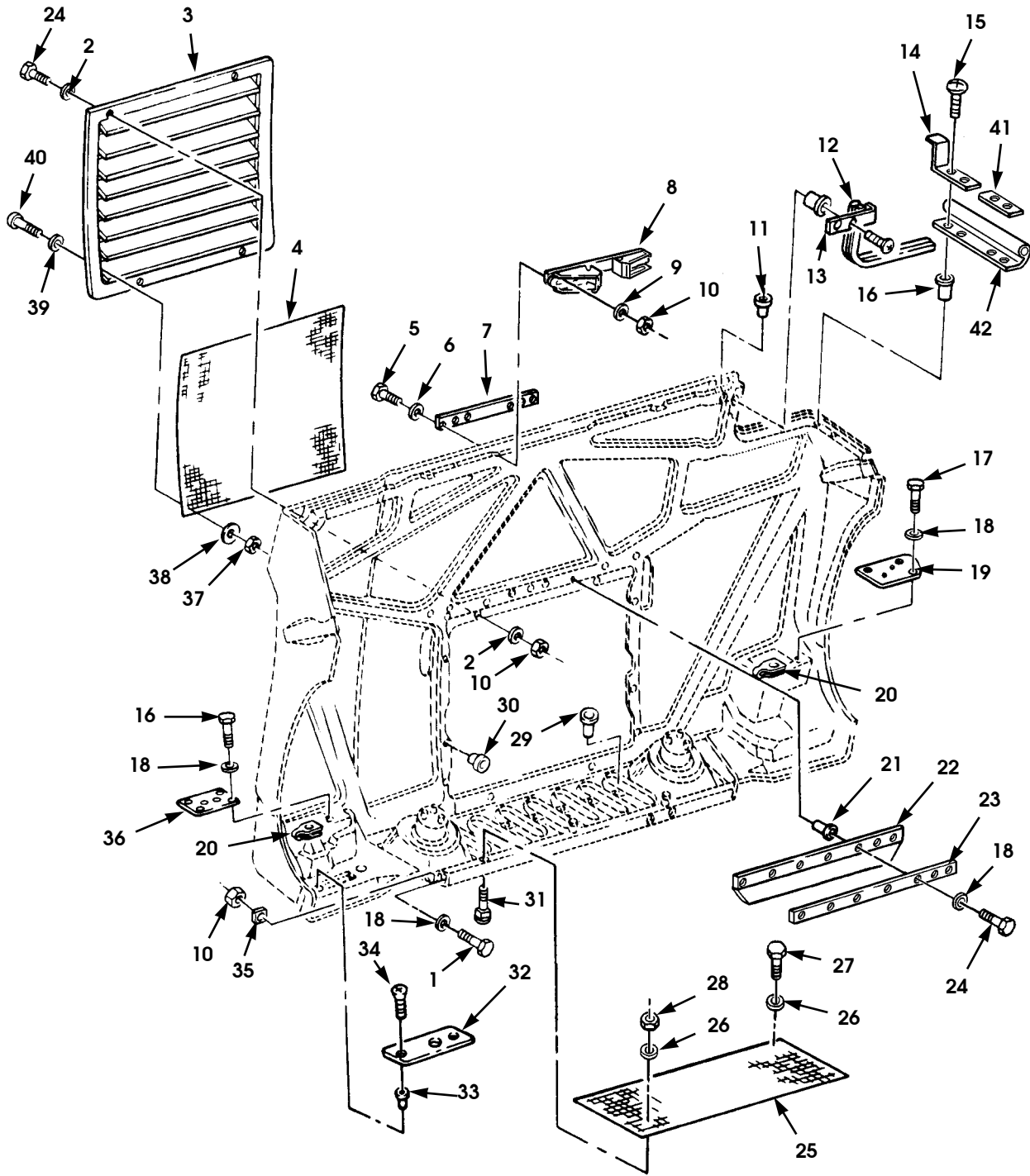
10-16 BODY

ITEM	PART NUMBER	DESCRIPTION	QTY
		Figure 10-6 HOOD ASSEMBLY AND MOUNTING HARDWARE (Cont'd)	
41	G 02436164 P2	WASHER, flat, lower hinge, 7/16	4
42	MS 00090728 91	BOLT, lower hinge, 7/16"-14 x 2.0"	4
43	MS 00090728 66	BOLT, upper hood hinge, 3/8"-16 x 2.0"	4
44	MS 00024665 281	COTTER PIN, hood hinge, 3/32 x 1/2"	4
45	G 02436163 P2	WASHER, flat, lower hood hinge pin, 3/8"	4
46	06003871	NAME PLATE, Hummer.	3
* 47	06008595	EMBLEM, 6.5L Turbo	1
* 47	06008839	EMBLEM, 6.5L Non-Turbo Diesel	1
* 48	12338897 P3	HINGE HALF, upper hood	2
* 49	12338893	PIN, hood hinge halves.	2
* 50	12339306	PLATE, upper hood hinge	2
* 51	06007365	SPACER, hinge to hood	2
* 52	12338649 P	BRACKET, hood center stop	1

8-15-96

1996 HUMMER PARTS CATALOG

10-18 BODY



P10-007

Figure 10-7. Hood Assembly, Grille, and Related Parts.

1996 HUMMER PARTS CATALOG

12-31-96

BODY 10-19

ITEM	PART NUMBER	DESCRIPTION	QTY
		Figure 10-7 HOOD ASSEMBLY, GRILLE, AND RELATED PARTS	
★ 1	06006178	BOLT, buttonhead, 1/4"-20 x 1.0", Gr 8 Cad.	6
★ 2	MS 00027183 10P2	WASHER, flat, hood grille, 1/4"	12
3	06007257 P	GRILLE, hood	1
4	12338923 1	SCREEN, hood grille	1
5	MS 00090728 9	BOLT, hood stop guide, 1/4"-20 x 1.125"	6
6	G 02436161 P2	WASHER, flat, hood stop guide, 1/4"	6
7	12338903 P3	PLATE, hood stop guide	1
8	06007349	BRACKET, hood stop guide	1
9	G 02436161 P2	WASHER, flat, hood stop guide, 1/4"	6
10	MS 00051943 31	LOCKNUT, hood stop guide and crossbar, 1/4"-20 ...	12
11	M 005501/7 F2	PLUG, inner hood assembly (comes with Item 1, Figure 10-6)	4
12	06002673	SEAL, hood	1
13	06001745	RETAINER, seal	1
14	06001746	RETAINER, seal	1
15	G 00160057	SCREW, #10-32 x 3/4"	4
16	12339397 1	WELLNUT, #10-32	4
17	MS 00090725 6	BOLT, composite light cover, 1/4"-20 x 3/4"	7
18	MS 00027183 10	WASHER, flat, 9/32"	16
19	12338884 P3	COVER, composite light, R.H.	1
20	12339425	SPEED NUT, composite light cover.	7
21	12339397 1	WELLNUT, hood seal, 1/4"-20	9
22	WA 12338911	SEAL, center hood	1
23	12338885 P3	RETAINER, hood seal	1
24	MS 00090725 8	BOLT, hood seal retainer, 1/4-20 x 1.0"	15
25	12338923 2	GUARD, hood and grille	1
26	G 02436163	WASHER, flat, front hood screen, 3/8"	6
27	MS 00090725 34	SCREW, front hood screen (comes with Item 1, Figure 10-6), 5/16"-18 x 1.0"	3
28	MS 00051967 6	NUT, front hood screen, 5/16"-18	3
29	12339397 5	WELLNUT, front hood screen, 5/16"-18	3
30	12338887 2	PLUG, hood assembly, tapered, grille	6
31	12339434 P2	BOLT, front hood screen (comes with Item 1, Figure 10-6)	3
32	05935690	PANEL, inner hood, access.	2
33	12339998 1	PLUSNUT, inner hood panel	4
34	MS 00035207 263	SCREW, inner hood panel#10-32 x 1/2"	4
35	12338892	PLATE, hood crossbar, spacer	2
36	12338906 P3	COVER, composite light, L.H.	1
37	G 00190254	LOCKNUT, hood grille screen, #10-24	6
38	12339432 P2	WASHER, hood grille screen, 13/64"	12
39	MS 00027183 42P2	WASHER, flat, hood grille screen, 7/32"	6
★ 40	MS 00035206 266	SCREW, hood grille screen, #10-24 x .87"	6
41	06005171	RETAINER, hood seal	1
42	06005170	SEAL, hood, rear, R.H.	1

12-31-96

1996 HUMMER PARTS CATALOG

10-20 BODY

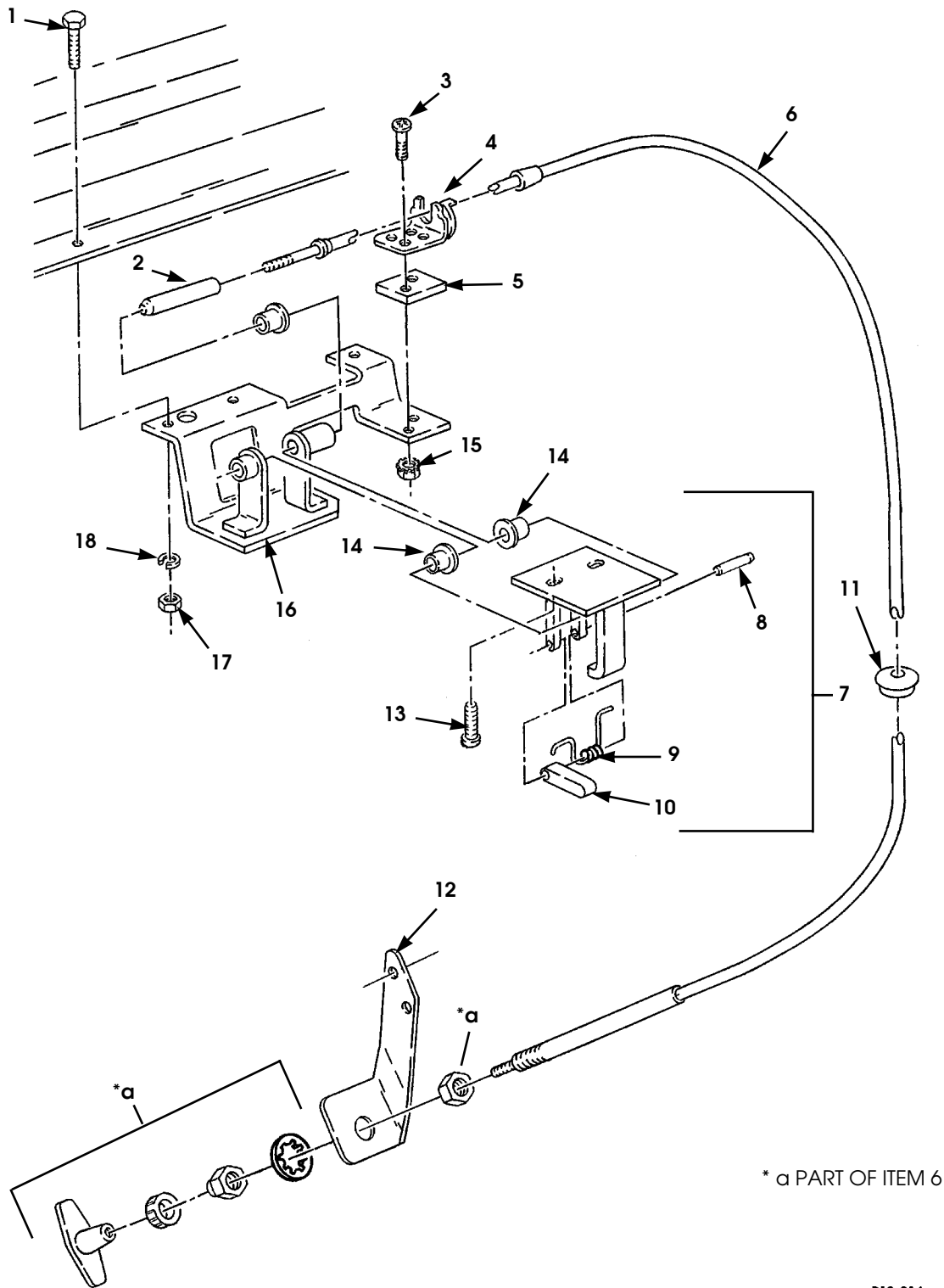


Figure 10-8. Hood Release.

1996 HUMMER PARTS CATALOG

12-31-96

BODY 10-21

ITEM	PART NUMBER	DESCRIPTION	QTY
		Figure 10-8 HOOD RELEASE	
★ 1	06006178	BOLT, 1/4"-20 x 3/4"	3
2	06005383	PIN, lock, hood latch	1
3	G 00159658	SCREW, #8-32 x 3/4"	2
4	06005401	BRACKET, cable clamp.	1
5	06005388	SPACER, cable mounting clamp.	1
6	06005389	CABLE ASSEMBLY	1
7	06005536	LATCH ASSEMBLY, hood	1
8	06005613	•PIN	1
9	06005386	•SPRING, lock arm	1
10	06005385	•ARM LOCK	1
11	12338999	GROMMET, hood release cable	1
12	06005390	BRACKET, cable mounting	1
★ 13	G 00172447	SCREW, 1/4"-28 x 1.0"	2
★ 14	06005394	BUSHING, NYLON.	3
★ 15	G 00271163	NUT AND LOCKWASHER ASSEMBLY, #8-32.	2
★ 16	06005395	BRACKET ASSEMBLY, hood release.	1
★ 17	G 00134551	NUT, 1/4"-20	3
★ 18	MS 00035338 44P2	LOCKWASHER, 1/4"	5

10-22 BODY

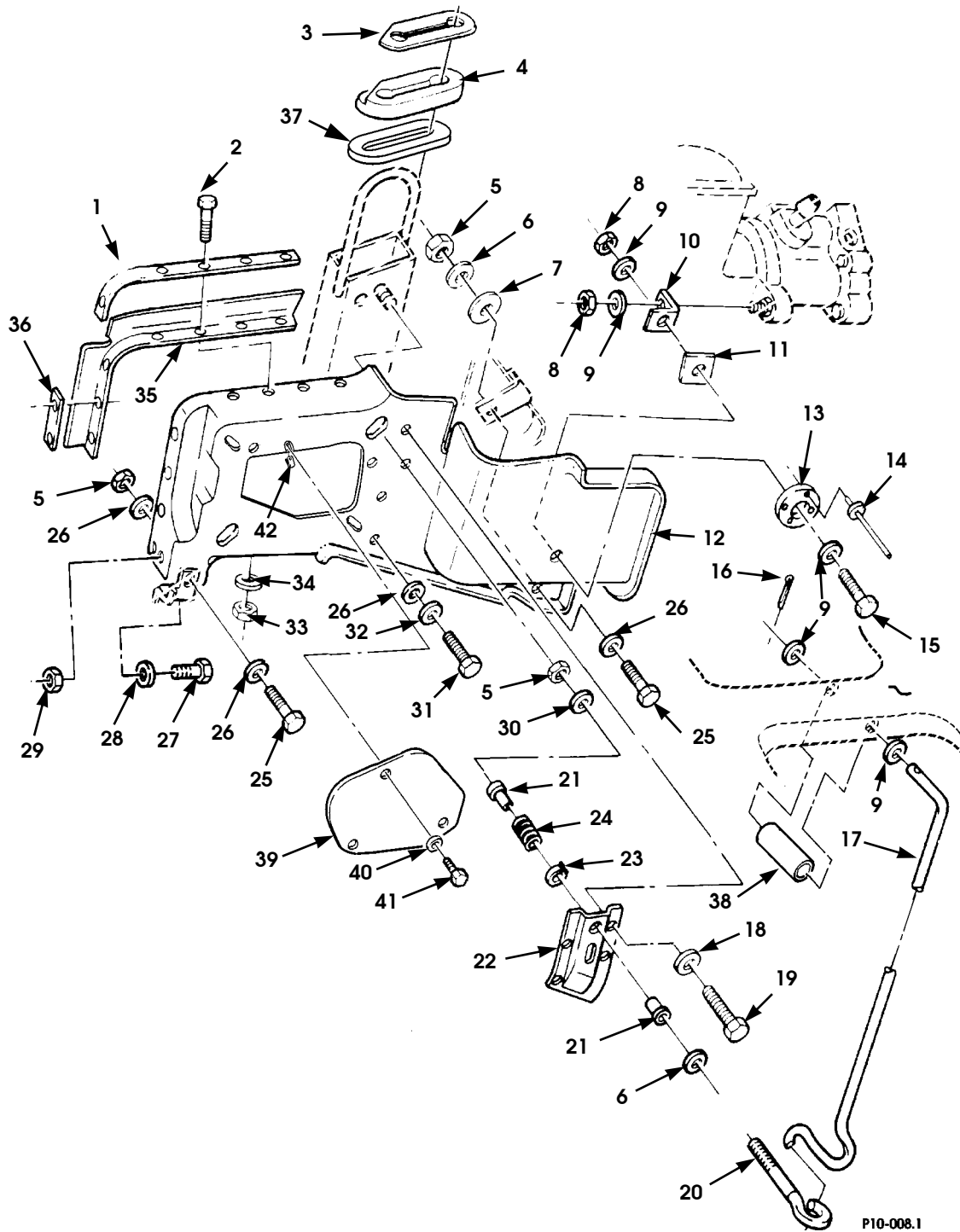


Figure 10-9. Left Hand Splash Shield and Hood Prop Rod.

1996 HUMMER PARTS CATALOG

12-31-96

BODY 10-23

ITEM	PART NUMBER	DESCRIPTION	QTY
		Figure 10-9 LEFT HAND SPLASH SHIELD AND HOOD PROP ROD	
1	12338630 P3	RETAINER, splash shield seal	1
2	MS 00051849 76	SCREW, splash shield seal, #10-24 x 3/4"	7
3	06008043	COVER PLATE, airlift bracket seal, engine seal.	1
4	12342357	SEAL, airlift bracket, L.H.	1
5	MS 00051943 33	LOCKNUT, prop rod eyebolt, 5/16"-18.	3
6	G 02436162	WASHER, flat, prop rod eyebolt, 5/16"	2
7	G 09421128	WASHER, splash shield, 3/8" x 1-1/8" dia.	1
8	MS 00051943 35	LOCKNUT, support bracket, 3/8"-16	2
9	G 02436163	WASHER, flat, support bracket and hood prop rod, 3/8"	5
10	12338629	BRACKET, splash shield support, asm.	1
11	12338636 P3	PLATE, splash shield	1
12	12446771	SPLASH SHIELD, L.H.	1
13	12338637 P3	SUPPORT, splash shield	1
14	12339355 2	RIVET, splash shield	4
15	MS 00090725 64	BOLT, support bracket, 3/8"-16 x 1.5"	1
16	MS 00024665 283	COTTER PIN, prop rod, 3/32 " x 3/4"	1
17	12338915	ROD, hood prop	1
18	MS 00035338 44	LOCKWASHER, prop rod bracket, 1/4"	4
19	G 00172447	SCREW, prop rod bracket, 1/4"-28 x 1.0"	4
20	12339435	EYEBOLT, hood prop rod	1
21	12338895	BUSHING, eye bolt	2
22	12338913	BRACKET, hood prop rod	1
23	MS 00016624 2066	RETAINING RING, prop rod bracket bushing	1
24	12338881 P3	SPRING, prop rod eyebolt	1
25	MS 00090725 34	BOLT, splash shield, 5/16"-18 x 1.0"	2
26	MS 00027183 13	WASHER, flat, splash shield, 11/32".	4
27	MS 00051849 100	SCREW, 1/4"-20 x 1.5"	1
28	MS 00027183 10	WASHER, flat, 9.32	1
29	G 00271172	NUT, 1/4"-20	1
30	MS 00027183 12	WASHER, flat, prop rod eyebolt, .344"	1
31	G 00171108	SCREW, splash shield, 5/16"-18 x 1.00"	1
32	MS 00035338 45	LOCKWASHER, splash shield, 5/16"	1
33	G 00190254	LOCKNUT, splash shield seal, #10-24	7
34	MS 00027183 42	WASHER, flat, splash shield seal, #10	7
35	06007395	SEAL, splash shield, hood, L.H.	1
36	12338634 1P3	RETAINER, splash shield seal, L.H.	1
37	06008044	SPACER, engine seal	1
38	06008191	SPACER, prop rod	1
39	12446770 1B2	PLATE COVER.	1
★ 40	MS 00027183 42P2	WASHER #10 Flat	1
★ 41	G 00156797 P2	BOLT, heatshield plate cover #8-32 x 1", pan head. . .	1
★ 42	06002485	SPRING NUT #8-32	1

1996 HUMMER PARTS CATALOG

10-24 BODY

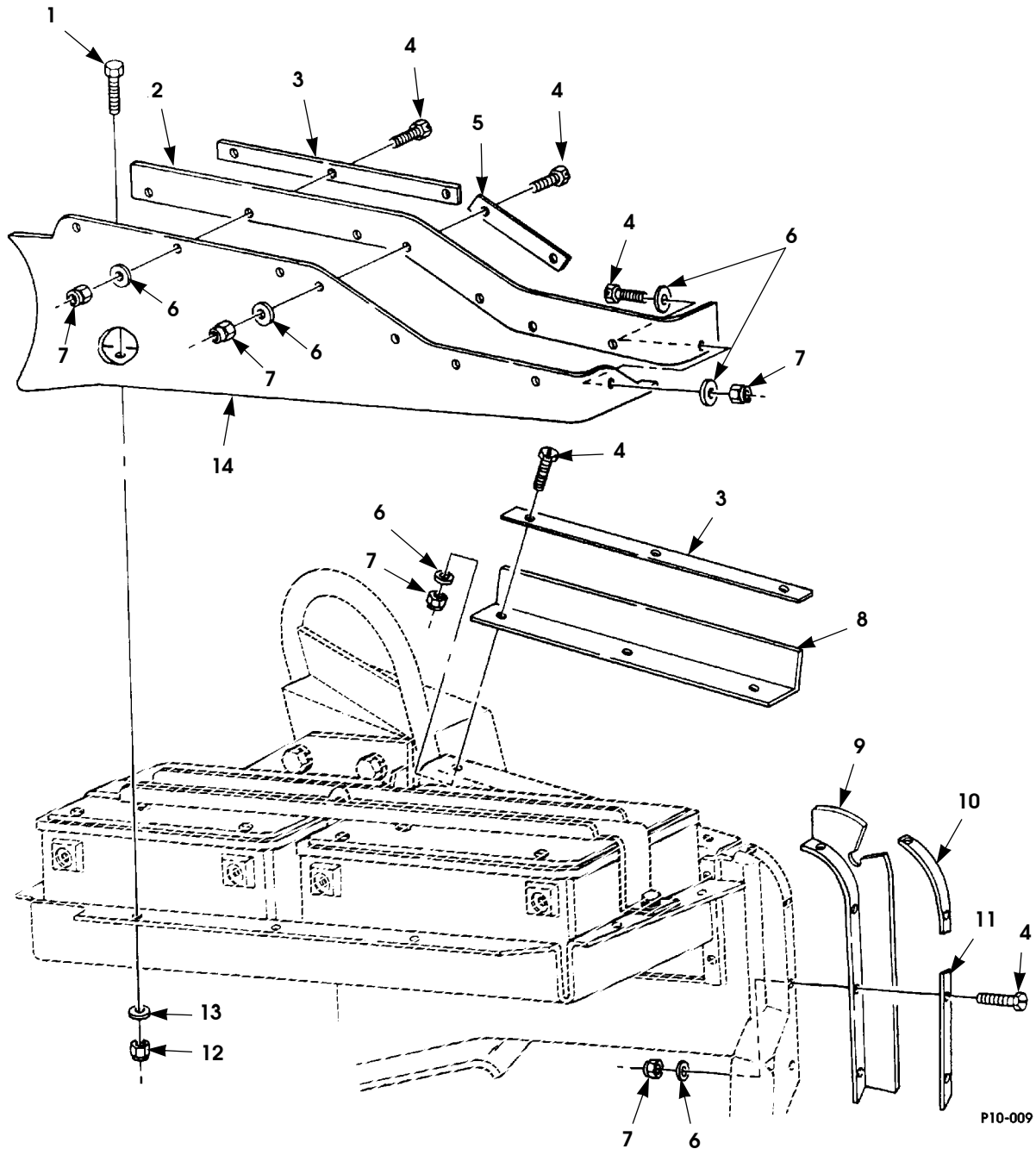


Figure 10-10. Right Hand Upper Splash Shield and Seals.

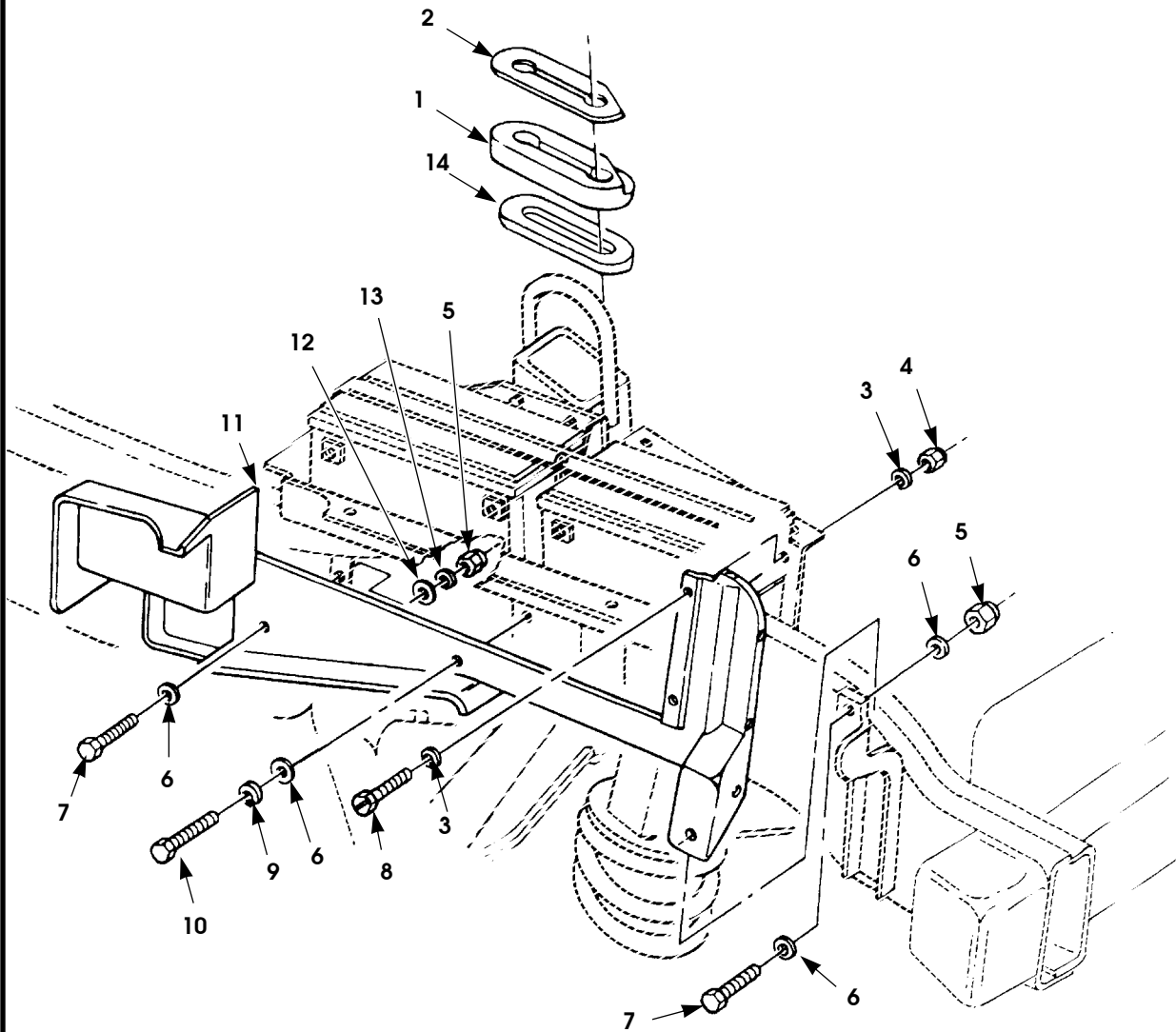
1996 HUMMER PARTS CATALOG

12-31-96

BODY 10-25

ITEM	PART NUMBER	DESCRIPTION	QTY
		Figure 10-10 RIGHT HAND UPPER SPLASH SHIELD AND SEALS	
1	MS 00090725 34	BOLT, 5/16"-18 x 1.0"	5
2	06003117	SEAL, battery tray, top, outer	1
3	06002924	RETAINER, hood seal, top	2
4	MS 00051849 76	SCREW, #10-24 x 3/4" (Non-Turbo Diesel and Gas) . . .	15
4	MS 00051849 76	SCREW, #10-24 x 3/4" (Turbo Diesel)	12
5	12338634 1P3	RETAINER, seal (Non-Turbo Diesel and Gas)	2
5	12338634 1P3	RETAINER, seal (Turbo Diesel)	12
6	MS 00027183 42	WASHER, flat, #10 (Non-Turbo Diesel and Gas)	16
6	MS 00027183 42	WASHER, flat, #10 (Turbo Diesel)	24
7	G 00190254	LOCKNUT, #10-24 (Non-Turbo Diesel and Gas)	15
7	G 00190254	LOCKNUT, #10-24 (Turbo Diesel)	12
8	06002914	SEAL, battery tray to hood, top	1
9	06002915	SEAL, battery tray to hood, front	1
10	06002925	RETAINER, hood seal, front	1
11	12338630 P3	RETAINER, seal	1
* 12	MS 00051943 33	NUT, 5/16"-18	5
13	MS 00027183 13	WASHER, flat, 11/32"	5
14	06003116	SPLASH SHIELD, upper, R.H. (Non-Turbo Diesel and Gas)	1
14	06007249	SPLASH SHIELD, upper, R.H. (Turbo Diesel)	1
	06007251	SEAL, shield-to-hood (Turbo Diesel) (not illustrated) . .	2
	06007250	SEAL, radiator-to-hood (Turbo Diesel) (not illustrated)	1

10-26 BODY



P10-010

Figure 10-11. Right Hand Lower Splash Shield.

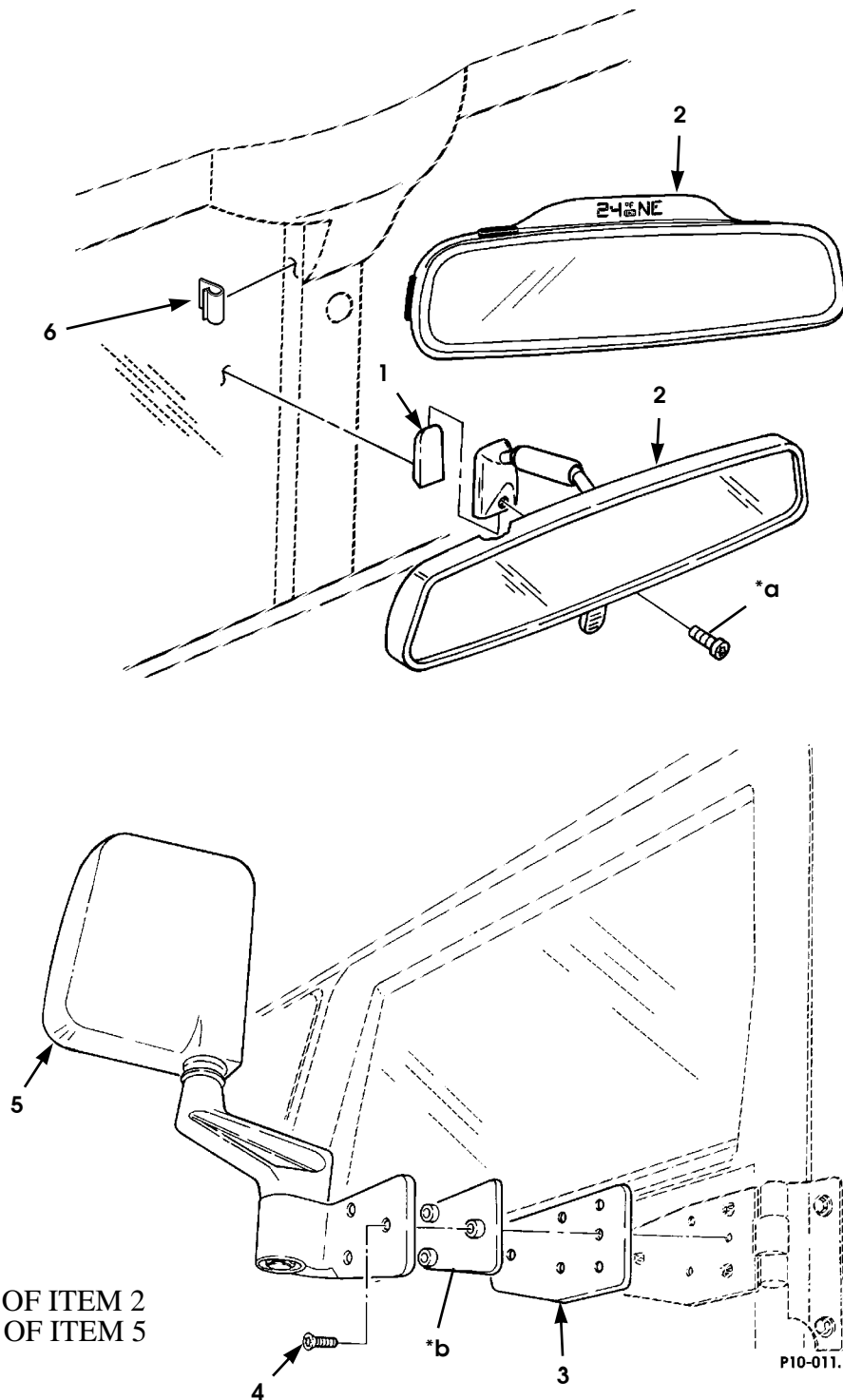
1996 HUMMER PARTS CATALOG

12-31-96

BODY 10-27

ITEM	PART NUMBER	DESCRIPTION	QTY
		Figure 10-11 RIGHT HAND LOWER SPLASH SHIELD	
1	12342358	SEAL, airlift bracket	1
2	06008043	COVER PLATE, airlift bracket seal.	1
3	MS 00027183 42	WASHER, flat, #10	4
4	G 00190254	LOCKNUT, #10-24	2
5	MS 00051943 33	LOCKNUT, 5/16"-18	5
6	MS 00027183 13	WASHER, flat, 11/32"	5
7	MS 00090725 34	BOLT, 5/16-18 x 1.00"	6
8	MS 00051849 76	SCREW, #10-24 x 3/4"	2
9	MS 00035338 45	LOCKWASHER, 5/16"	1
10	G 00171108	SCREW, 5/16"-18 x 1.00"	1
11	06003115	SPLASH SHIELD, lower, R.H. (Non-Turbo Diesel and Gas)	1
11	06007248	SPLASH SHIELD, lower, R.H. (Turbo Diesel)	1
12	G 09421128	WASHER, flat, 3/8"	1
13	G 02436162	WASHER, flat, 5/16"	1
* 14	06008191	SPACER, engine seal	1

10-28 BODY



* a PART OF ITEM 2
* b PART OF ITEM 5

Figure 10-12. Inside and Outside Mirrors and Mounting Hardware.

1996 HUMMER PARTS CATALOG

12-31-96

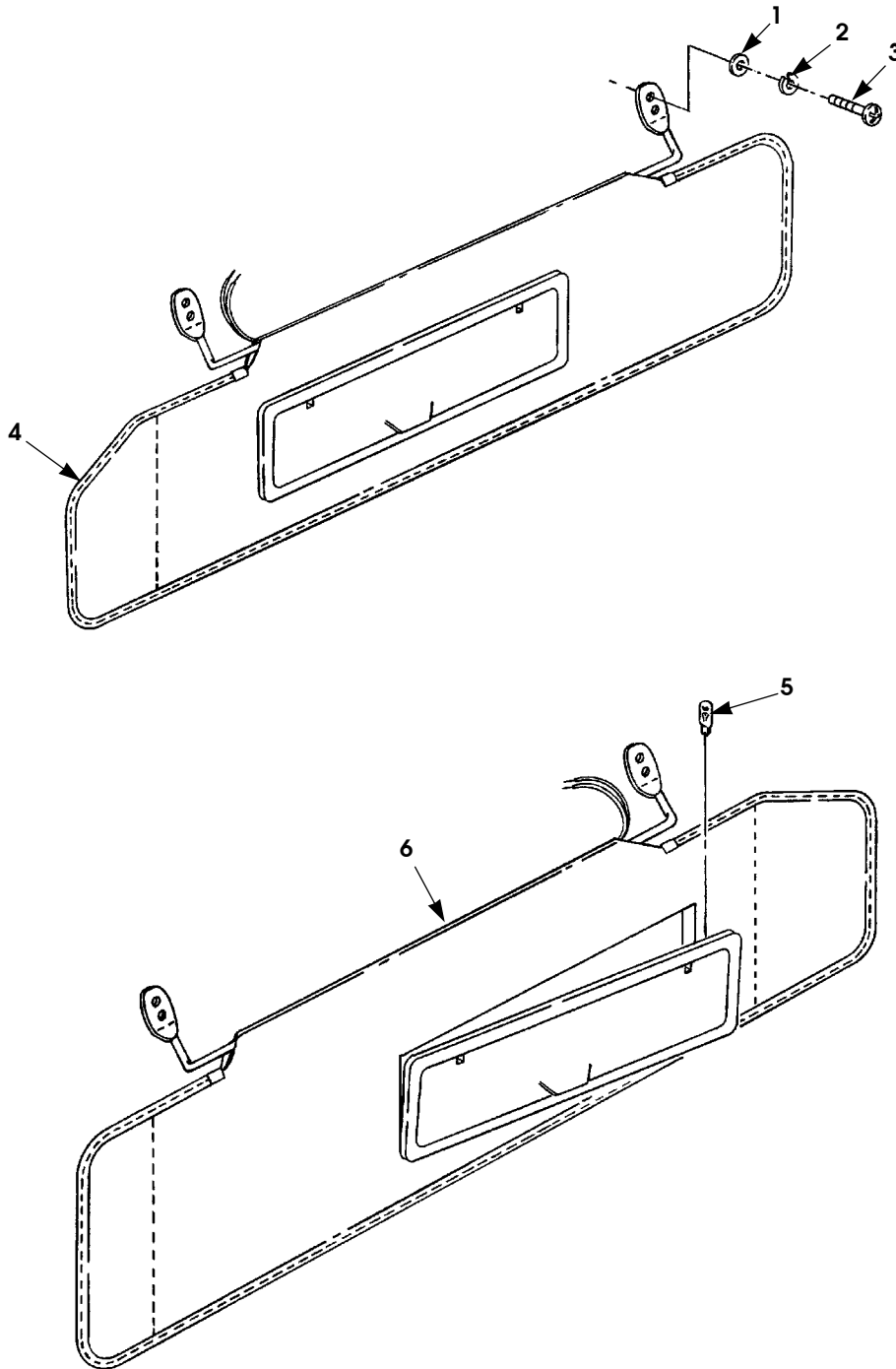
BODY 10-29

ITEM	PART NUMBER	DESCRIPTION	QTY
		Figure 10-12 INSIDE AND OUTSIDE MIRRORS AND MOUNTING HARDWARE	
1	05939643	SUPPORT, inside rearview mirror.	1
2	05939074	REARVIEW MIRROR, inside, standard.	1
2	06007188	REARVIEW MIRROR, inside, deluxe, w/compass.	1
	06007374	HARNESS ASSY, outside temp sensor (not illustrated) .	1
3	06003618	PLATE, adapter mirror mounting	2
4	06003933 P2	SCREW, 1/4" -20	6
5	05939436	EXTERIOR MIRROR, L.H.	1
5	05939393	EXTERIOR MIRROR, R.H.	1
* 6	06007718	CLIP, wire retaining	2
* 6	05744736	SENSOR, temperature (not illustrated)	1

8-15-96

1996 HUMMER PARTS CATALOG

10-30 BODY



P10-012

Figure 10-13. Sun Visor.

1996 HUMMER PARTS CATALOG

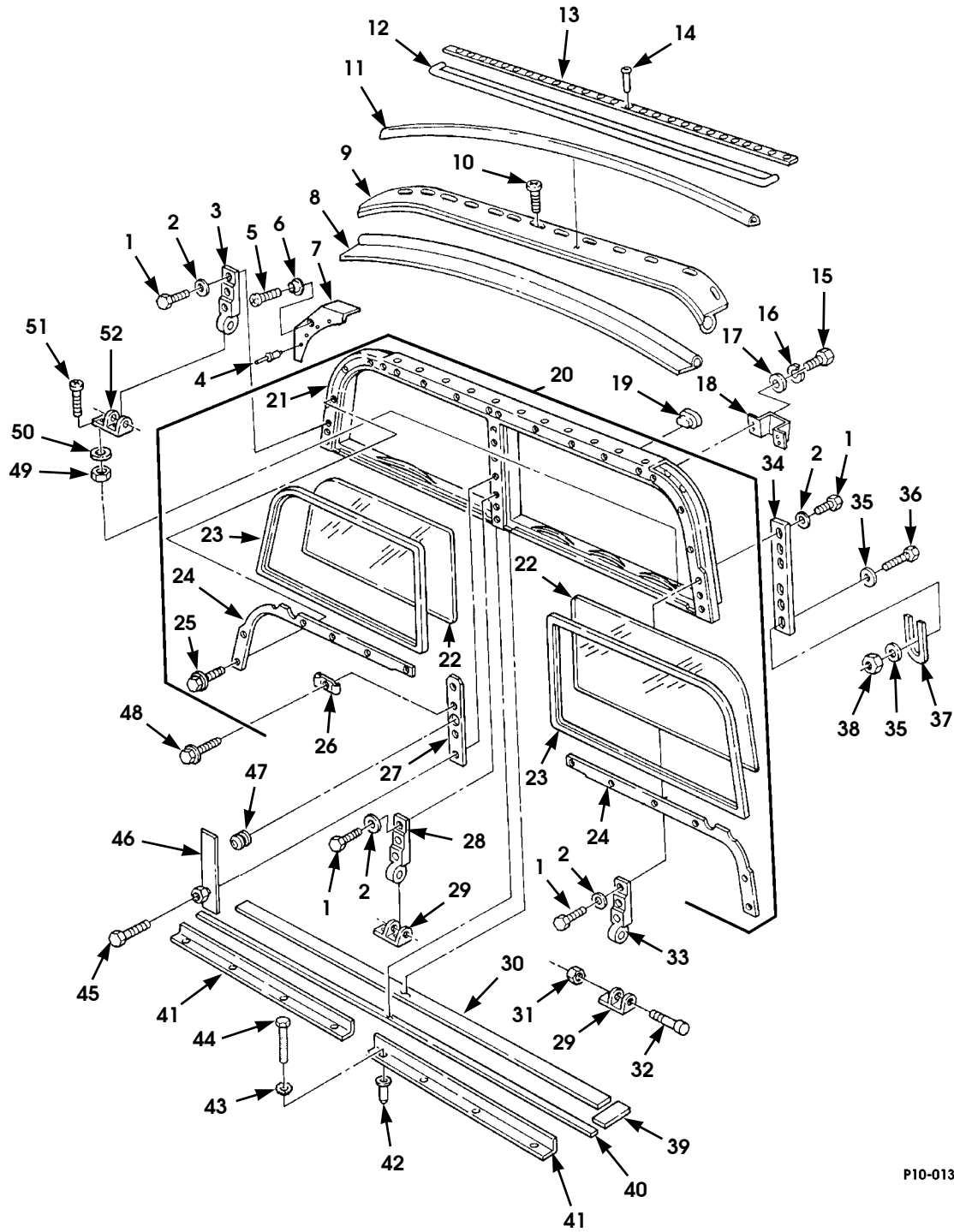
12-31-96

BODY 10-31

ITEM	PART NUMBER	DESCRIPTION	QTY
		Figure 10-13 SUN VISOR	
1	MS 00027183 42P2	WASHER, flat, 7/32"	8
2	MS 00035338 43P2	LOCKWASHER, sun visor	8
3	MS 00352062 65P2	SCREW	8
★ 4	06002755 T	SUN VISOR, R.H., standard trim.	1
★ 4	06005584 G	SUN VISOR, R.H., with lighted vanity mirror	1
★ 4	06005584 T	SUN VISOR, R.H., with lighted vanity mirror	1
5	N/S	BULB (trade #73)	2
★ 6	06008209 G	SUN VISOR, L.H., standard trim	1
★ 6	06008209 T	SUN VISOR, L.H., standard trim	1
★ 6	06008210 G	SUN VISOR, L.H., with lighted vanity mirror	1
★ 6	06008210 T	SUN VISOR, L.H., with lighted vanity mirror	1

1996 HUMMER PARTS CATALOG

10-32 BODY



P10-013

Figure 10-14. Windshield Assembly.

1996 HUMMER PARTS CATALOG

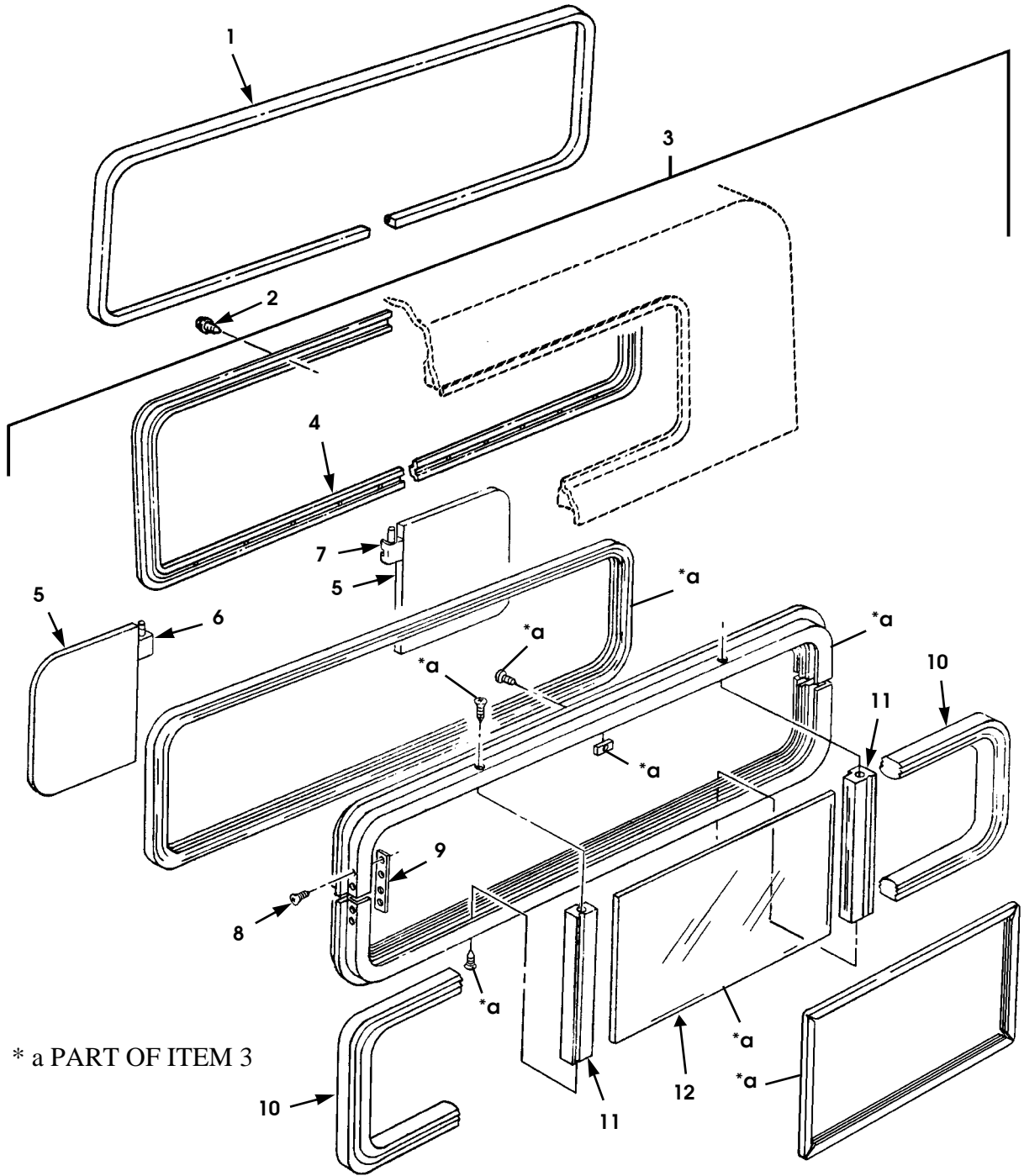
BODY 10-33

ITEM	PART NUMBER	DESCRIPTION	QTY
		Figure 10-14 WINDSHIELD ASSEMBLY	
1	MS 00090728 35P2	BOLT, 5/16"-18 x 1.12"	15
2	G 02436162 P2	WASHER, flat, 5/16"	15
3	12338841 2P	HINGE, R.H.	1
4	12339355 1P1	RIVET	8
5	G 09416136 P2	SCREW, #6-20 x 3/8"	2
6	MS 00027980 7B	SNAP FASTENER, open top only	2
7	06001062 P	CORNER CAP, L.H.	1
		85	
7	06001063 P	CORNER CAP, R.H.	1
		85	
8	06001113	SEAL, windshield frame, upper.	1
		85	
9	06001112 P	FORMER ASSEMBLY,	1
		85	
10	MS 00024629 46	SCREW, #10-24 x 1/2"	11
		85	
11	06002867	SEAL, windshield D-header, .88-inch	1
		85	
12	05939991	SEAL	1
		83, 84, 82, 89	
13	12338818 P	RETAINER	1
		83, 84, 82, 89	
14	M 007885/2 4-5	RIVET, blind, 1/8"	27
		83, 84, 82, 89	
15	MS 00035206 265	SCREW, #10-24 x 3/4"	16
16	MS 00035338 43	LOCKWASHER#10, helic	16
17	MS 00027183 42	WASHER, flat, #10	16
18	06000814 P	BRACKET, visor mounting	4
19	12338829	COVER, windshield frame	2
20	WC 12339424 P	FRAME AND GLASS ASSEMBLY	1
		89, 83, 84, 82	
20	WC 12339424 2P	FRAME AND GLASS ASSEMBLY	1
		85, 90	
21	WC 12339513 2P	•FRAME	1
		89, 83, 84, 82	
21	WC 12339513 1P	•FRAME	1
		85, 90	
22	06003519	•GLASS, tinted, R.H.	1
22	06003520	•GLASS, tinted, L.H.	1
23	12338941	•WEATHERSTRIP	2
24	12338852 P	•RETAINER, windshield, upper	2
25	12342499 2	•SCREW, self tapping, #10-32 x .62"	1

1996 HUMMER PARTS CATALOG

10-34 BODY

ITEM	PART NUMBER	DESCRIPTION	QTY
		Figure 10-14 WINDSHIELD ASSEMBLY (Cont'd)	
26	05935689	•WIRE RETAINER	1
27	05935710 P	•RETAINER, windshield center	1
28	12338835 P	HINGE, middle	1
29	12338822 1P	HINGE, lower.	2
30	06001115	SEAL, 8 foot.	1
31	G 09422277 P2	NUT, 3/8"-16	3
32	G 00179847 P2	BOLT, 3/8"-16 x 2.00"	3
33	12338841 1P	HINGE, L.H.	1
34	05939340	BRACKET, rear.	2
35	G 02436162 P2	WASHER, flat, 5/16"	12
36	MS 00090728 36P2	BOLT, 5/16"-18 x 1.25"	6
37	12338806	SHIM, 2 places	A/R
38	MS 00051943 33	LOCKNUT, 5/16"-18	3
39	05939686	SEAL, lower windshield, L.H.	1
39	05939687	SEAL, lower windshield, R.H.	1
40	05939685	SEAL	1
41	12447029 P	RETAINER, windshield, lower	2
42	05939334	NUT INSERT, #10-24	8
43	G 00120217 P2	LOCKWASHER, #10.	8
44	MS 00051849 76P2	SCREW, hex head, #10-24 x 3/4"	8
45	G 00448641 P2	SCREW, #10-32 x 7/8.	2
46	05935687 P	COVER ASSEMBLY, wire	1
47	05935699	GROMMET, W/S center pillar	1
48	05939530 P2	SCREW, self-tapping	1
49	MS 00051967 5	NUT, 5/16"-18	6
50	G 09424258	LOCKWASHER, 5/16"	6
51	MS 35190-30 7-P2	SCREW, 5/16"-18 x 1.25"	6
52	12338822 2P	HINGE, lower.	1
53	06005792	TAPE, foam butyl (30' roll) (not illustrated).	1



* a PART OF ITEM 3

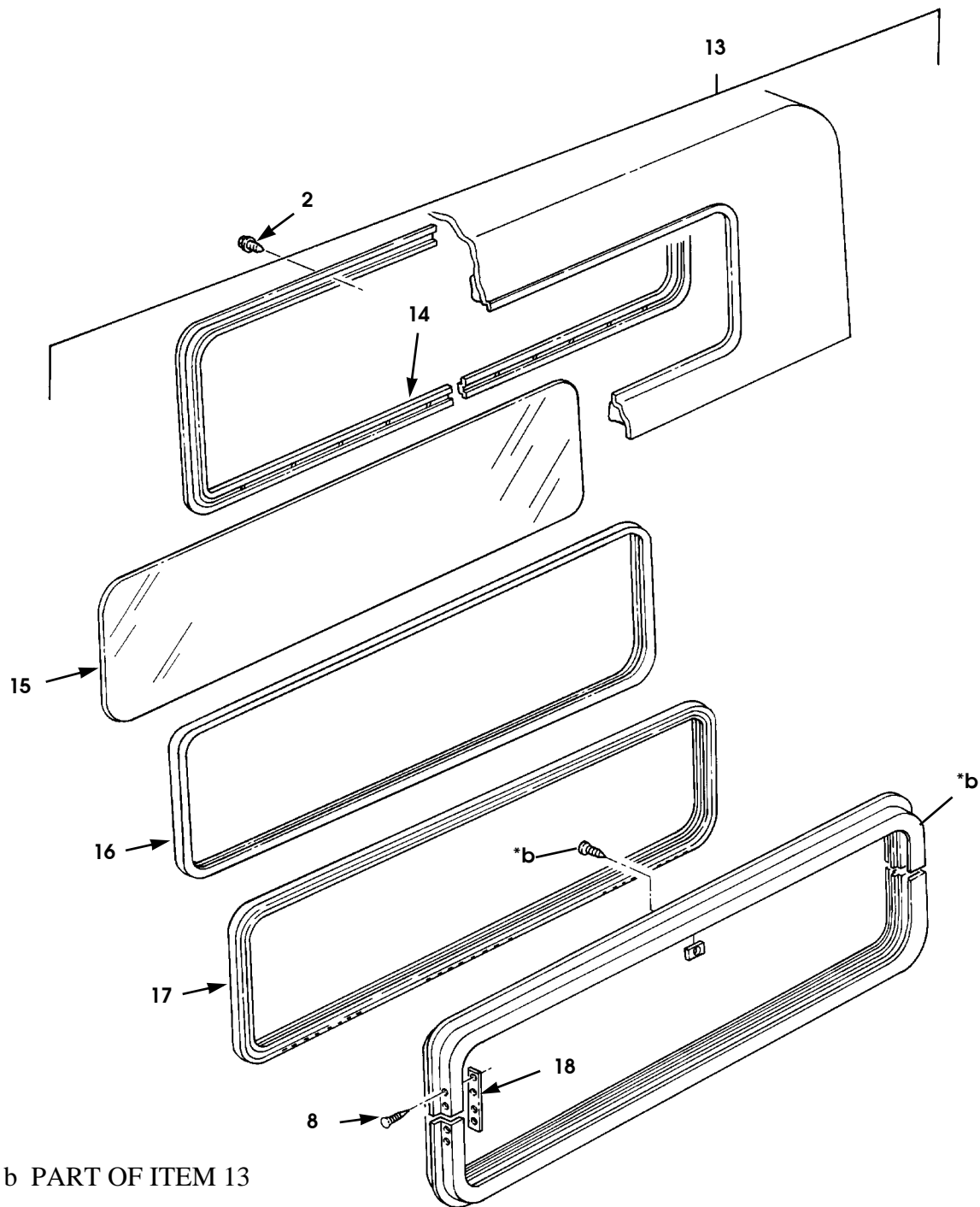
P10-014a

Figure 10-15. Rear Window Assembly (Sheet 1 of 2).

8-15-96

1996 HUMMER PARTS CATALOG

10-36 BODY



P10-014b

Figure 10-15. Rear Window Assembly (Sheet 2 of 2).

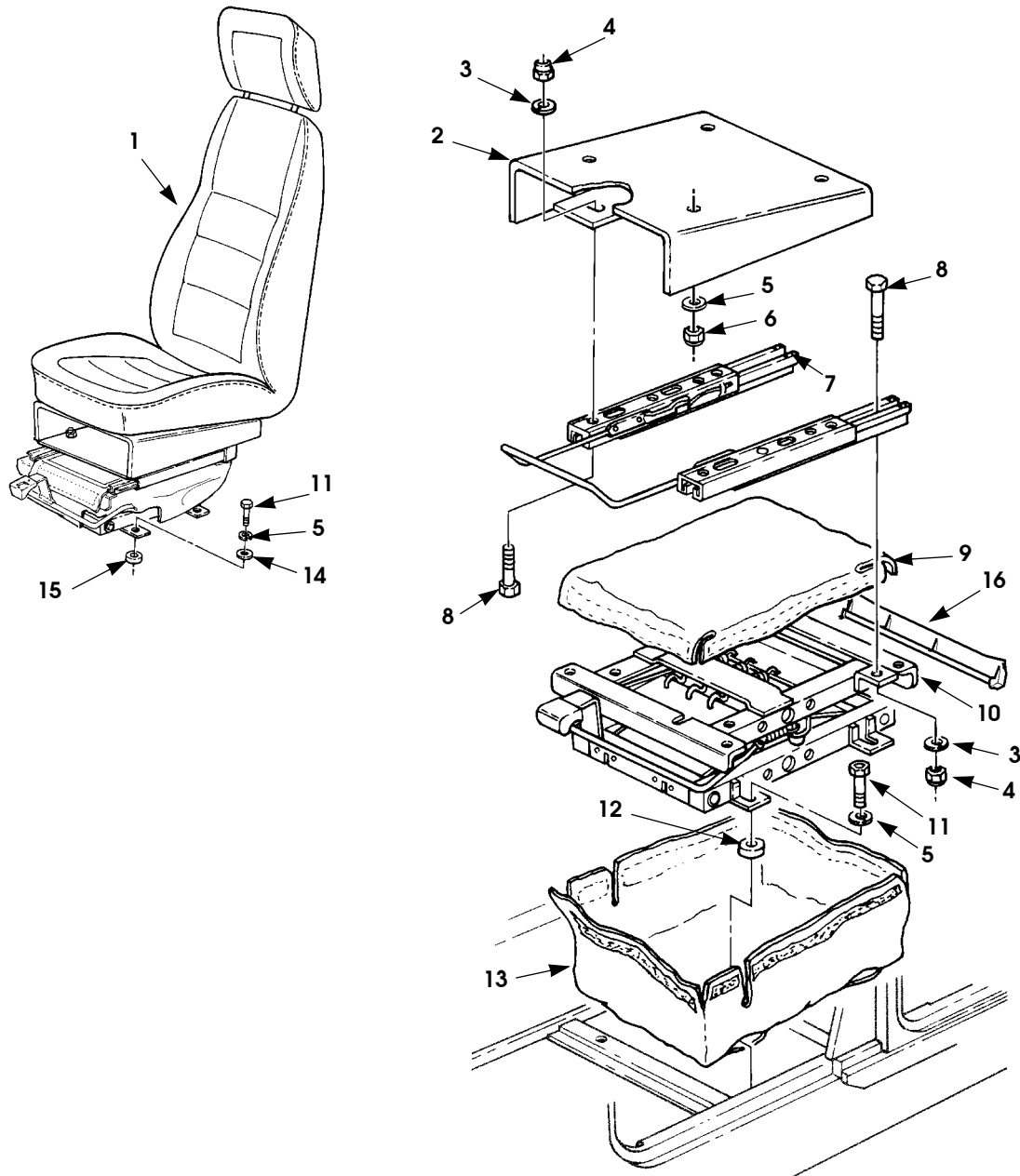
1996 HUMMER PARTS CATALOG

12-31-96

BODY 10-37

ITEM	PART NUMBER	DESCRIPTION	QTY
		Figure 10-15 REAR WINDOW ASSEMBLY	
1	06000366	SEAL, rear window	1
2	12340792 P2	SCREW, self tapping, #10-32	24
3	06003517	REAR WINDOW ASSEMBLY, sliding, tinted	1
3	06005304	REAR WINDOW ASSEMBLY, sliding, with defroster	1
4	05744496	•CLAMP RING, rear window	1
5	05744626	•GLASS, sliding rear window, tinted	2
6	05744504	•LOCK, rear window left hand	1
7	05744505	•LOCK, rear window right hand	1
8	05744500	•SCREW, rear window frame	2
9	05744501	•TIE BAR, rear window frame	1
10	05744506	•FILLER, window frame 90 inches	2
11	05744503	•CENTER POST, rear window	2
12	05744625	•GLASS, fixed center section, tinted	1
12	05744628	•GLASS, fixed center, w/defroster, tinted	1
13	06003518	REAR WINDOW ASSEMBLY, stationary, tinted	1
13	06005306	REAR WINDOW ASSEMBLY, stationary, with defroster	1
14	05744496	•CLAMP RING, rear window	1
* 15	05744624	•GLASS, fixed rear window, tinted	1
15	05744627	•GLASS, fixed rear window w/defroster, tinted	1
16	05744499	•GLAZING, fixed rear window, 146"	1
17	05744497	•VINYL FILLER, 147"	1
18	05744501	•TIE BAR, rear window frame	1

10-38 BODY



P10-016.1

Figure 10-16. Driver and Passenger Seats, Deluxe and Standard.

1996 HUMMER PARTS CATALOG

BODY 10-39

ITEM	PART NUMBER	DESCRIPTION	QTY
		Figure 10-16 DRIVER AND PASSENGER SEATS, DELUXE AND STANDARD	
1	06005548 T	DRIVER SEAT ASSEMBLY, deluxe, cojac tan, wide armrest, pocket, tilt, recline and slide adjustments . . 83, 84, 85, 89	1
1	06005548 G	DRIVER SEAT ASSEMBLY, deluxe, cojac grey, wide armrest, pocket, tilt, recline and slide adjustments . . 83, 84, 85, 89	1
1	06005549 T	PASSENGER SEAT ASSEMBLY, deluxe, cojac tan, wide armrest, pocket, recline and slide adjustments. 83, 84, 85, 89	1
1	06005549 G	PASSENGER SEAT ASSEMBLY, deluxe, cojac grey, wide armrest, pocket, recline and slide adjustments. 83, 84, 85, 89	1
1	06005550 T	DRIVER SEAT ASSEMBLY, deluxe, cojac tan, wide armrest, recline and slide adjustments 82, 89	1
1	06005550 G	DRIVER SEAT ASSEMBLY, deluxe, cojac grey, wide armrest, recline and slide adjustments 82, 89	1
1	06004202 T	PASSENGER SEAT ASSEMBLY, deluxe, cojac tan, and wide armrest 82, 89	1
1	06004202 G	PASSENGER SEAT ASSEMBLY, deluxe, cojac grey, and wide armrest 82, 89	1
1	06005676 T	DRIVER SEAT ASSEMBLY, standard, brown, pocket, recline and slide adjustments 83, 84, 85, 89	1
1	06005675 T	PASSENGER SEAT ASSEMBLY, standard, brown, pocket, recline and slide adjustments 83, 84, 85, 89	1
1	06004201 T	DRIVER SEAT ASSEMBLY, standard, brown, and slide adjustment 82, 89	1
1	06004204 T	PASSENGER SEAT ASSEMBLY, standard, brown, and slide adjustment 82	1
1	06005980	DRIVER SEAT ASSEMBLY, optional, black vinyl, recline and slide adjustments 83, 84, 85, 89	1
1	06005981	PASSENGER SEAT ASSEMBLY, optional, black vinyl, recline and slide adjustments 83, 84, 85, 89	1
1	06004200	DRIVER SEAT ASSEMBLY, optional, black vinyl, and slide adjustment 82	1
1	06004203	PASSENGER SEAT ASSEMBLY, optional, black vinyl, and slide adjustment 82	1

12-31-96

1996 HUMMER PARTS CATALOG

10-40 BODY

ITEM	PART NUMBER	DESCRIPTION	QTY
		Figure 10-16 DRIVER AND PASSENGER SEATS, DELUXE AND STANDARD (Cont'd)	
2	12343053	RISER, adapter	1
3	G 02436162	WASHER, flat, 5/16"	8
4	G 09422295	LOCKNUT, 5/16 - 18	8
5	MS 00035338 45	LOCKWASHER, 5/16"	12
6	G 09429048	NUT, hex, 5/16"-18	4
7	12446713	SLIDE SET, driver seat	1
8	G 09421705	BOLT, cap socket, 5/16 - 18 x 3/4"	8
* 9	05744160	COVER, height adjuster	1
10	12446714	HEIGHT ADJUSTER	1
11	G 09421705 P2	BOLT, 5/16"-18 x 3/4"	8
12	12343055	SPACER, seat base	4
* 13	05744161	BAG, height adjuster	1
14	G 02436162 P2	WASHER, flat, 5/16"	4
15	12341856	SPACER, hardened, seat to base	4
* 16	05744597	COVER, frame, black (front seat only)	1

1996 HUMMER PARTS CATALOG

10-42 BODY

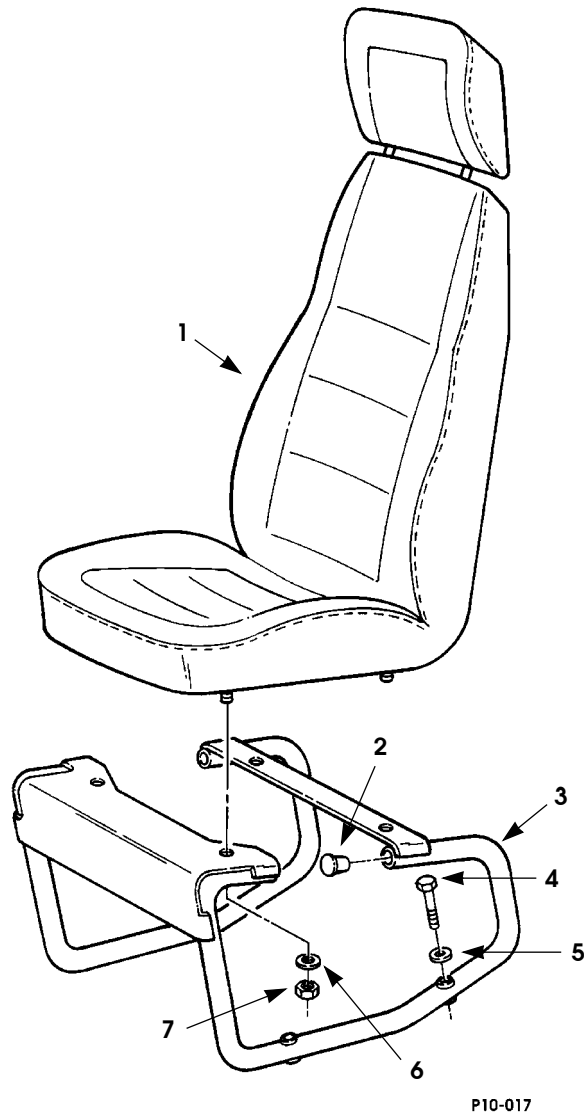


Figure 10-17. Rear Passenger Seats, Deluxe and Standard.

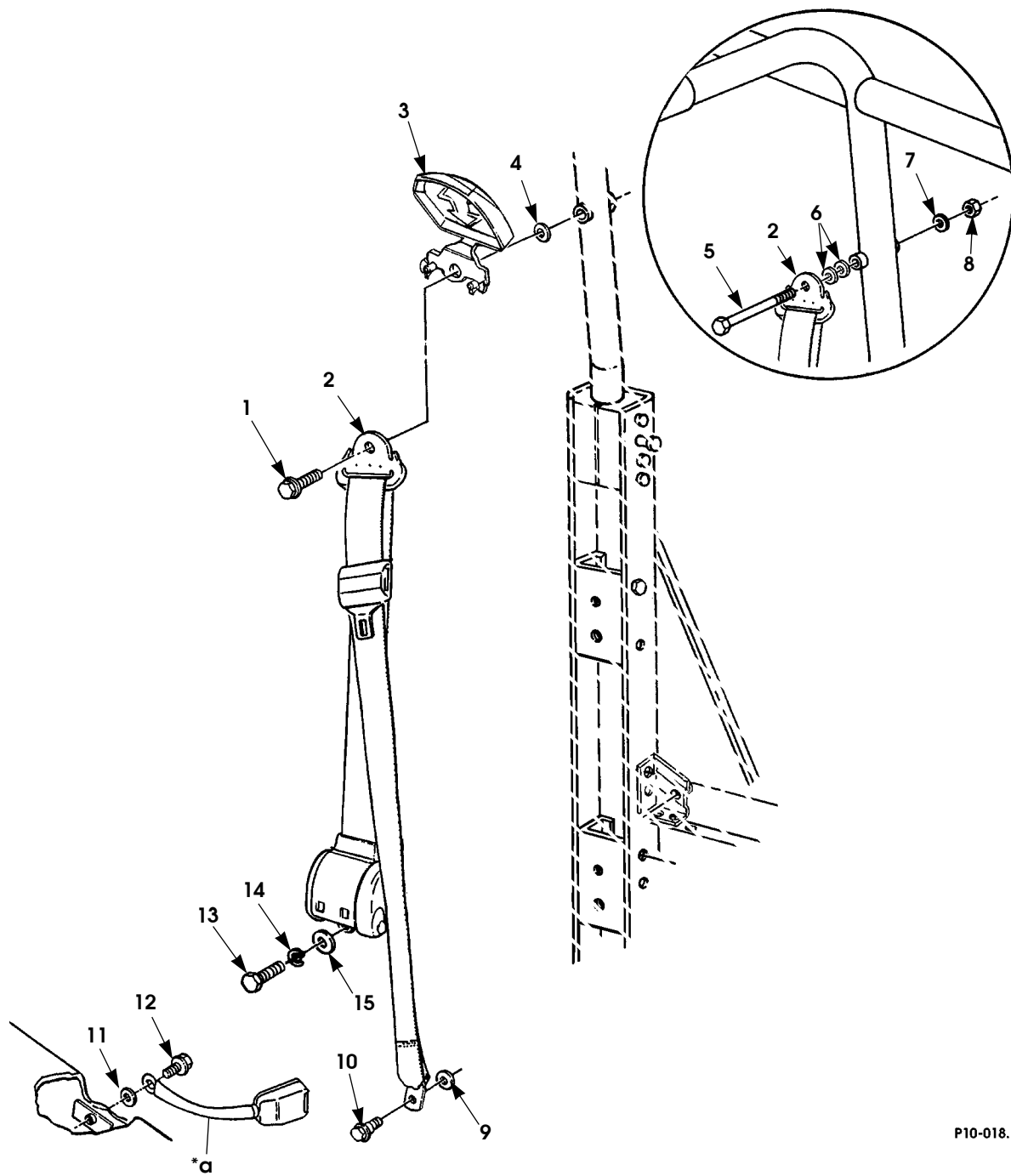
1996 HUMMER PARTS CATALOG

BODY 10-43

ITEM	PART NUMBER	DESCRIPTION	QTY
		Figure 10-17 REAR PASSENGER SEAT, DELUXE AND STANDARD 83, 84, 85	
1	06003553	PASSENGER SEAT ASSEMBLY, optional black vinyl.	2
1	06003678 T	PASSENGER SEAT ASSEMBLY, deluxe, cojac tan	2
1	06003678 G	PASSENGER SEAT ASSEMBLY, deluxe, cojac coal gray .	2
1	06003552	PASSENGER SEAT ASSEMBLY, brown	2
2	12339361 5	PLUG, plastic, rear passenger seat	8
3	05939508 B2	REAR SEAT STANCHION ASSEMBLY.	2
4	G 09418992 P2	BOLT, passenger seat support, 5/16"-18 x 1.75"	8
5	G 02436162	WASHER, flat, passenger seat support, 1/2"	8
6	G 02436162 P2	WASHER, flat, passenger seat support, 5/16"	8
7	MS 00051943 33	LOCKNUT, passenger seat support, 4-door, 5/16"-18 .	8

1996 HUMMER PARTS CATALOG

10-44 BODY



P10-018.1

* a PART OF ITEM 2

Figure 10-18. Front and Rear Seatbelts.

1996 HUMMER PARTS CATALOG

12-31-96

BODY 10-45

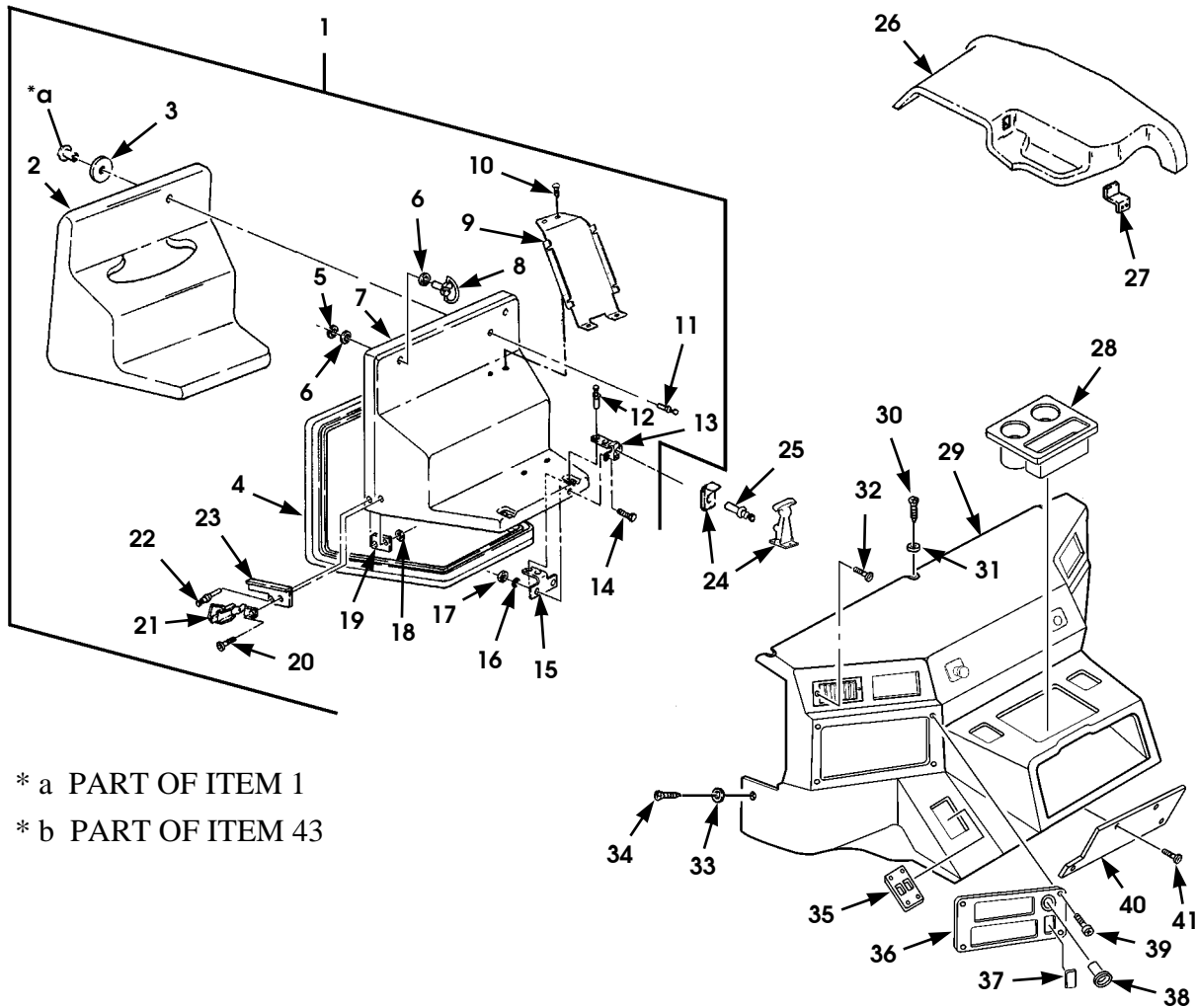
ITEM	PART NUMBER	DESCRIPTION	QTY
		Figure 10-18 FRONT AND REAR SEAT BELTS	
1	06004980 P2	BOLT, seat belt anchor, front, 7/16 - 20 x 3.25" 89	2
1	06004162 P2	BOLT, seatbelt anchor, 1/2 - 20 x 1.19 82, 83, 84, 85	2
2	05743857	KIT, front seat belt, L.H.	1
2	05743858	KIT, front seat belt, R.H.	1
★ 2	05743860	KIT, rear seat belt	1
3	06004161	•COVER, webbing guide 82, 89	2
3	06004161	•COVER, webbing guide 83, 84	4
4	G 02436164 P2	WASHER, 7/16" 82, 89	2
4	12341856 P2	WASHER, 7/16" 83, 84	4
★ 5	12340259 4	BOLT, front seat belt, 7/16"-20 x 3.47" 85	2
5	06000468 P2	BOLT, rear seat belt, 7/16" - 20 x 1-1/4" 85	2
★ 6	G 02436164 P2	WASHER, front and rear seat belt, 7/16" 85	8
7	G 02436164 P2	WASHER, flat, front seat belt, 7/16" 85	2
8	G 09422300 P2	NUT, front seat belt, 7/16"-20 85	2
9	12340058 P2	WASHER, hardened, 7/16" x 1 1/2" 82, 85, 89	2
9	12340058 P2	WASHER, 7/16" x 1 1/2" 83, 84	4
★ 10	12340259 6	BOLT, 7/16"-20 x .70" 82, 85, 89	2
★ 10	12340259 6	BOLT, 7/16"-20 x .70" 83, 84	4
11	12340058 P2	WASHER, hardened, 7/16" x 1 1/4" 82, 85, 89	2
11	12340058 P2	WASHER, 7/16" x 1 1/2" 83, 84	8
★ 12	12340259 3	BOLT, 7/16"-20 x 1.35" 85, 82, 89	2
★ 12	12340259 3	BOLT, 7/16"-20 x 1.35" 83, 84	4

1996 HUMMER PARTS CATALOG

10-46 BODY

ITEM	PART NUMBER	DESCRIPTION	QTY
		Figure 10-18 FRONT AND REAR SEAT BELTS (Cont'd)	
13	G 00453719 P2	BOLT, front seat belt, 7/16"-20 x 11/4" 82, 89	2
13	G 00453124 P2	BOLT, rear seat belt, 7/16"-20 x 1.0" 83, 84	2
14	MS 00035338 47	LOCKWASHER, rear seat belt, 7/16" 83, 84	2
15	G 02436164 P2	WASHER, hardened, 7/16" 89, 82, 85	2
15	G 02436164 P2	WASHER, hardened ,7/16" 83, 84	4

10-48 BODY



* a PART OF ITEM 1

* b PART OF ITEM 43

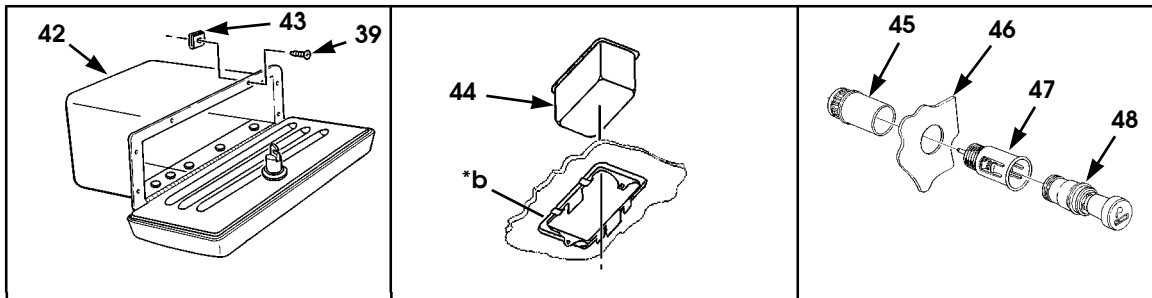


Figure 10-19. Engine Cover, Console Cover, and Related Parts.

1996 HUMMER PARTS CATALOG

12-31-96

BODY 10-49

ITEM	PART NUMBER	DESCRIPTION	QTY
		Figure 10-19 ENGINE COVER, CONSOLE COVER, AND RELATED PARTS	
1	06006754	ENGINE COVER ASSEMBLY	1
2	06006786	•INSULATION, engine cover	1
3	12341718	•WASHER, engine cover insulation, snapping	6
4	RCSK1779 6	•SEAL, engine cover	1
5	12341011	•RING, retaining	2
6	G 02436164	•WASHER, flat, 7/16"	2
7	06006752	•ENGINE COVER	1
8	12339738 1	•STUD, ring head	2
★ 9	06006756	•BRACKET, PCM/TCM mtg (Non-Turbo Diesel and Gas)	1
★ 9	06006755	•BRACKET, PCM mounting (Turbo Diesel).	1
10	06001038	•CLIP, trim	4
11	12339737	•RIVET, .8751 - .688	6
12	M7885/2 6-04	•RIVET.	4
13	RCSK1741 3	•BRACKET, engine cover hold-down, rear	2
14	MS 00051849 75	•SCREW, hex head, #10-24 x 5/8"	4
15	RCSK1763 9	•PLATE, engine cover hold-down bracket, rear	2
16	G 09416128	•WASHER	8
17	MS 00035649 202	•NUT, hex head, #10-24	4
18	MS 00051943 33	•LOCKNUT, 5/16"-18	2
19	12338943	•PLATE, latch backing, front.	2
20	12339428	•BOLT, shoulder	2
21	12338950	•LATCH ASSEMBLY, engine cover hold-down, front	2
22	M 007885/3 6-4	•RIVET, countersunk	2
23	12338952 1	•GUIDE PLATE, engine cover, front, L.H.	1
23	12338952 2	•GUIDE PLATE, engine cover, front, R.H.	1
24	12338946	CATCH, engine cover hold-down bracket.	2
25	05575839	RIVET, .063 - .125.	4
★ 26	06008605 G	CONSOLE, rear section, deluxe, grey 84, 83, 85.	1
★ 26	06008605 T	CONSOLE, rear section, deluxe, tan 84, 83, 85.	1
★ 26	06008604 T	CONSOLE, rear section, standard, tan 84, 83, 85.	1
27	06004817 B2	SUPPORT, rear console 84, 83, 85.	1
28	06007039	CUP HOLDER	1
29	06007058 G	CONSOLE, engine cover, deluxe, grey	1
29	06007058 T	CONSOLE, engine cover, deluxe, tan	1

12-31-96

1996 HUMMER PARTS CATALOG

10-50 BODY

ITEM	PART NUMBER	DESCRIPTION	QTY
		Figure 10-19 ENGINE COVER, CONSOLE COVER, AND RELATED PARTS (Cont'd)	
30	06002686 T	SCREW AND WASHER ASSY	3
* 31	06008323 G	WASHER, fiber, grey	1
* 31	06008323 T	WASHER, fiber, tan	1
* 32	06004097	SCREW, #6 x 3/4"	6
* 33	G 00121641 P2	WASHER, 1/4"	2
* 34	G 00157401 P2	SCREW 1/4"-20 x .75"	2
* 35	06007062	PANEL, closeout w/o power windows	1
* 35	06007040	PLATE, power windows switch 82, 89	1
* 35	06007041	PLATE, power windows switch 85, 83, 84	1
* 36	06007462	BEZEL, HVAC controller w/o radio 82, 89	1
* 36	06007104	BEZEL, HVAC controller w/radio 85, 83, 84	1
* 37	06005533	PANEL, blank	1
* 38	06007236	POWER POINT	1
* 39	05939651	SCREW, #10-16 x 3/4"	14
* 40	06007111 P	PANEL, closeout, 82, 89	1
* 41	06001038	CLIP, trim	4
* 42	06007061	GLOVEBOX	1
* 43	06001894	SPEEDNUT	14
* 44	06007110	ASHTRAY	2
* 45	05939557	CLAMP, shell, lighter	2
* 46	06001208	BEZEL, lighter	2
* 47	05939559	SOCKET, CIGAR LIGHTER	2
* 48	05939897	CIGAR LIGHTER, knob and element	2

8-15-96

1996 HUMMER PARTS CATALOG

10-52 BODY

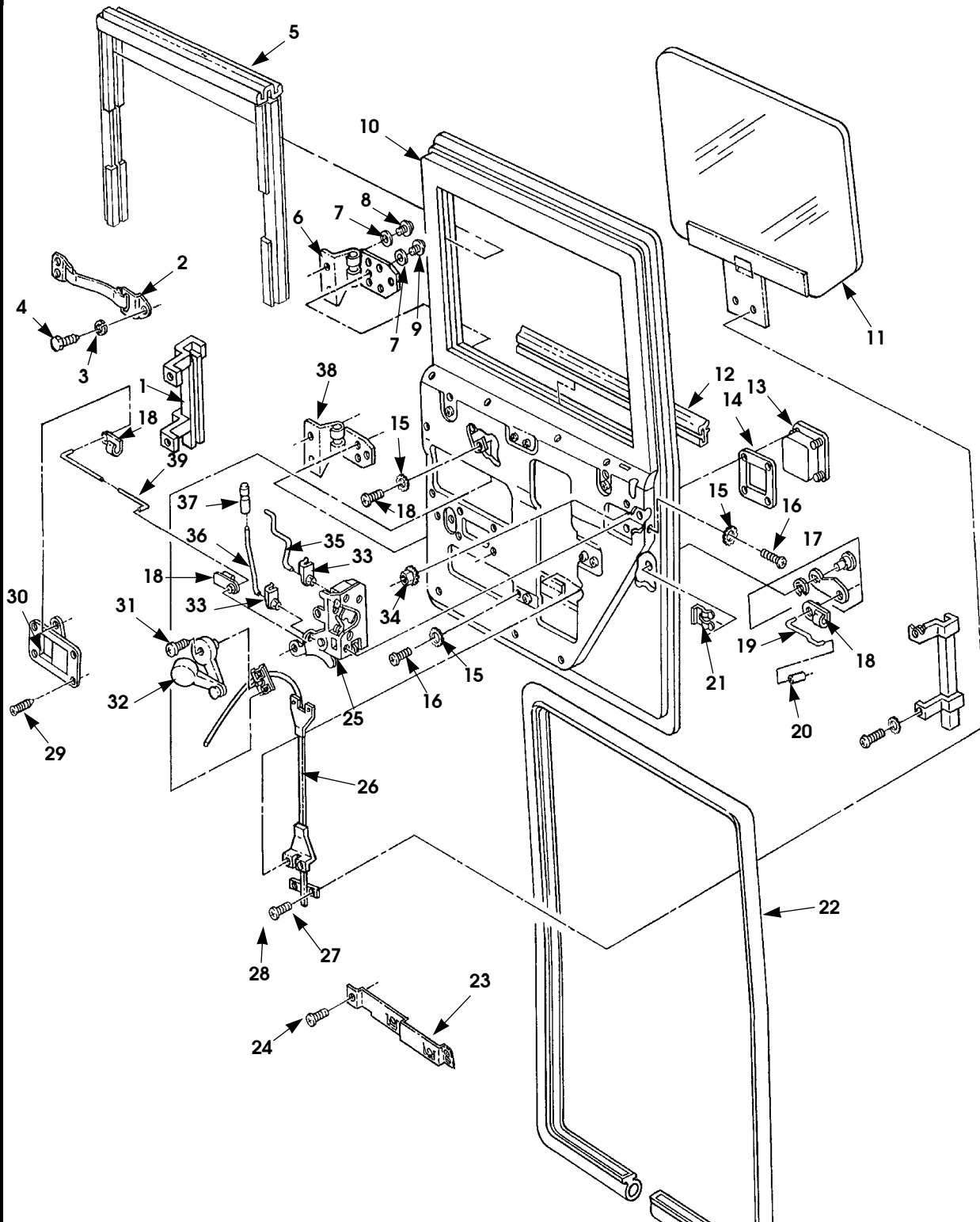


Figure 10-20. Front Door Assembly.

1996 HUMMER PARTS CATALOG

8-15-96

BODY 10-53

ITEM	PART NUMBER	DESCRIPTION	QTY
		Figure 10-20 FRONT DOOR ASSEMBLY	
1	05938919	CHANNEL ASSEMBLY, front door glass, lower front, L.H.	1
1	05938920	CHANNEL ASSEMBLY, front door glass, lower front, R.H.	1
1	06000056	CHANNEL ASSEMBLY, front door glass, lower rear, L.H..	1
1	06000057	CHANNEL ASSEMBLY, front door glass, lower rear, R.H.	1
2	06004975	STRAP ASSEMBLY, door stop, front	1
3	G 02436161	WASHER, flat, 1/4"	1
4	MS 00090728 8	BOLT, 1/4"-20 x 1.0"	4
★ 5	06008389	SEAL, side door window	1
6	06003620 P	DOOR HINGE ASSEMBLY, upper front, L.H..	1
6	06003621 P	DOOR HINGE ASSEMBLY, upper front, R.H.	1
7	05939634 P2	WASHER, hinge mounting.	11
8	05939223 P2	BOLT, upper, 1/4"-20 x 1.0"	3
9	05939423 P2	BOLT, lower, 1/4"-20 x .75"	3
10	06003642 P	DOOR ASSEMBLY, front, L.H.	1
		82, 83, 84, 90	
10	06003644 P	DOOR ASSEMBLY, front, L.H.	1
		85	
10	06003641 P	DOOR ASSEMBLY, front, R.H.	1
		82, 83, 84, 90	
10	06003643 P	DOOR ASSEMBLY, front, R.H.	1
		85	
11	05744554	GLASS AND LIFT CHANNEL, L.H.	1
11	05744555	GLASS AND LIFT CHANNEL, R.H.	1
★ 11	06003516	•GLASS, tinted L.H. and R.H.	1
12	05938840	SEAL, belt line.	2
13	06002874	HANDLE ASSEMBLY, exterior door, front	1
14	06000248	GASKET, exterior door handle	1
15	G 00121753	LOCKWASHER, 1/4"	13
16	G 11504882 P2	SCREW	13
17	N/S	LOCK CYLINDER, L.H., SEE NOTE 1	1
17	N/S	LOCK CYLINDER, R.H., SEE NOTE 1	1
18	05939037	CLIP, rod end	3
19	05938964	ROD, key cylinder to latch, L.H.	1
19	05939714	ROD, key cylinder to latch, R.H.	1
20	06002906	SLEEVE, latch rod.	1
21	05939371	CLIP, key cylinder, retaining	1
★ 22	05744321	SEAL, door, black foam, 120-inches long	1
23	06004422	BRACKET ASSEMBLY, front door, arm rest mounting, L.H.	1
23	06004434	BRACKET ASSEMBLY, front door, arm rest mounting, R.H.	1
24	G 00160586	SCREW, 1/4"-20 x 1.0"	1
25	05938960	LATCH ASSEMBLY, L.H.	1
25	05938961	LATCH ASSEMBLY, R.H.	1

8-15-96

1996 HUMMER PARTS CATALOG

10-54 BODY

ITEM	PART NUMBER	DESCRIPTION	QTY
		Figure 10-20 FRONT DOOR ASSEMBLY (Cont'd)	
26	05938949	WINDOW REGULATOR ASSEMBLY, L.H.	1
26	05938950	WINDOW REGULATOR ASSEMBLY, R.H.	1
★ 26	06002870	POWER REGULATOR, L.H.	1
★ 26	06002871	POWER REGULATOR, R.H.	1
27	NPN	LOCKWASHER	2
28	NPN	NUT	2
29	Ⓒ 09425422 P2	SCREW, self tapping, #10-16 x 7/8"	4
30	06000249	HANDLE ASSEMBLY, door interior, L.H.	1
30	06000250	HANDLE ASSEMBLY, door interior, R.H.	1
31	Ⓒ 00155954	SCREW, window crank	1
32	05938951	HANDLE, window regulator	1
33	12340002	CLIP, rod, handle end, L.H.	2
33	12340003	CLIP, rod, handle end, R.H.	2
34	Ⓒ 00271166	NUT AND LOCKWASHER, #10-24	4
35	06002880	ROD, exterior handle to latch, front.	2
36	05938965	ROD, lock pin to latch, L.H.	1
36	05938966	ROD, lock pin to latch, R.H.	1
37	05938959	KNOB, door lock	1
38	05938962 P	DOOR HINGE ASSEMBLY, lower, L.H.	1
38	05938963 P	DOOR HINGE ASSEMBLY, lower, R.H.	1
39	06000064	ROD, interior handle to latch, front	1
		NOTE 1: ORDER LOCK CYLINDER KIT P/N 06001766	

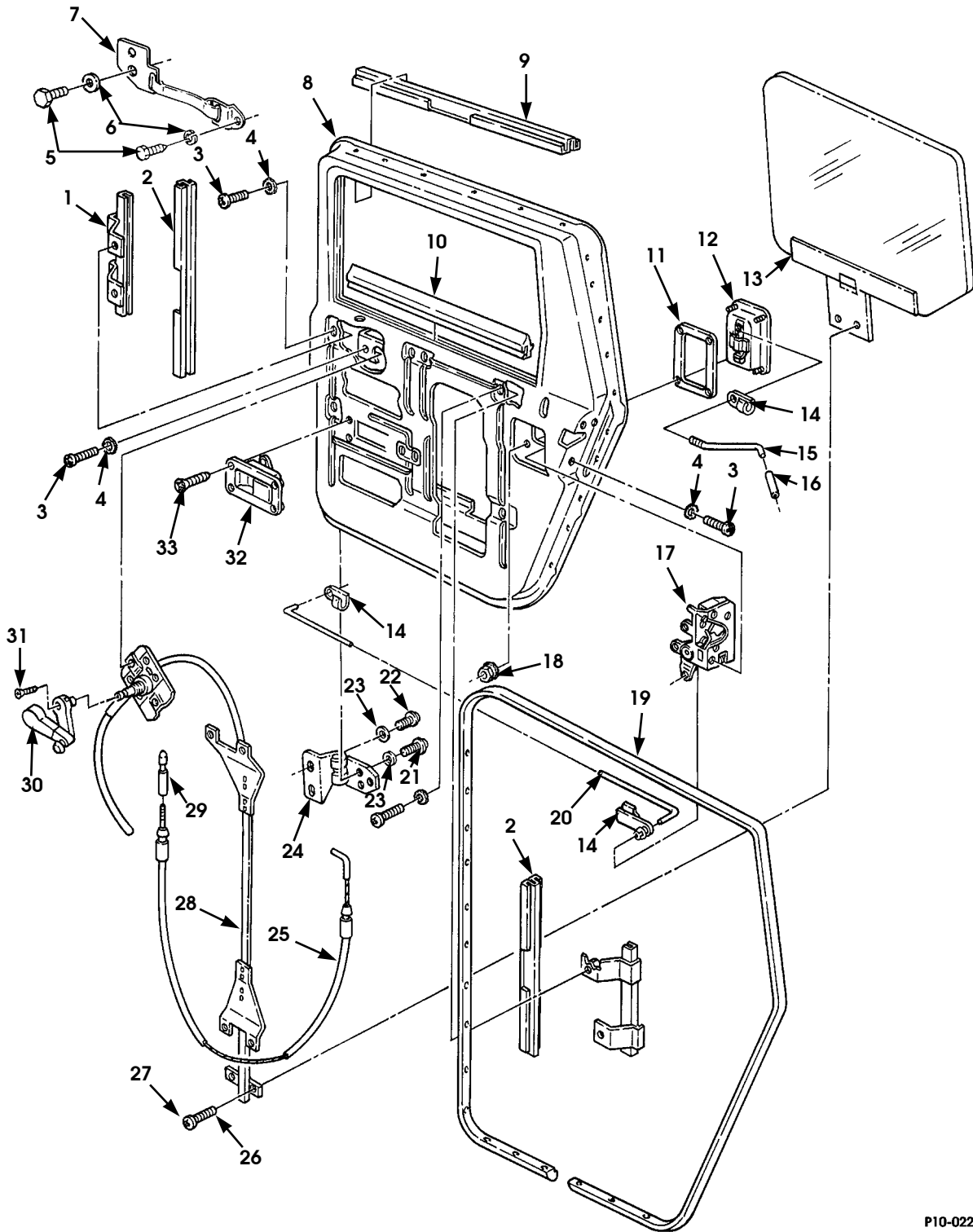
1996 HUMMER PARTS CATALOG

BODY 10-55

NOTES

1996 HUMMER PARTS CATALOG

10-56 BODY



P10-022

Figure 10-21. Rear Door Assembly.

1996 HUMMER PARTS CATALOG

12-31-96

BODY 10-57

ITEM	PART NUMBER	DESCRIPTION	QTY
		Figure 10-21 REAR DOOR ASSEMBLY	
1	05938921	CHANNEL ASSEMBLY, front door glass, lower rear, L.H..	1
1	05938922	CHANNEL ASSEMBLY, front door glass, lower rear, R.H.	1
1	06000058	CHANNEL ASSEMBLY, rear door glass, lower rear, L.H. .	1
1	06000087	CHANNEL ASSEMBLY, rear door glass, lower rear, R.H. .	1
2	05939047	SEAL, window channel, front	1
2	05939048	SEAL, window channel, rear.	1
3	G 00160515	SCREW, 1/4"-20 x 1/2"	10
4	G 00121753	LOCKWASHER, 1/4"	13
5	MS 00090728 8	BOLT, 1/4"-20 x 1.0"	4
6	G 02436161	WASHER, flat, 1/4"	4
7	06004971	STRAP ASSEMBLY, door stop, rear, L.H.	1
7	06004972	STRAP ASSEMBLY, door stop, rear, R.H.	1
8	06000071 P	DOOR ASSEMBLY, rear, L.H. 83, 84, 90	1
8	06001056 P	DOOR ASSEMBLY, rear, L.H. 85	1
8	06000072 P	DOOR ASSEMBLY, rear, R.H. 83, 84, 90	1
8	06001057 P	DOOR ASSEMBLY, rear, R.H. 85	1
9	05938944	SEAL, window channel, upper	1
10	05938840	SEAL, belt line.	2
11	06000248	GASKET, exterior door handle	1
12	06002874	HANDLE ASSEMBLY, door exterior, rear	1
13	05742925	GLASS AND LIFT CHANNEL, L.H.	1
13	05742926	GLASS AND LIFT CHANNEL, R.H.	1
13	06003516	GLASS, tinted, L.H. and R.H.	2
14	05939037	CLIP, rod end	3
15	06002881	ROD, exterior handle to latch, rear.	2
16	06002906	SLEEVE, latch rod.	1
17	05938960	LATCH ASSEMBLY, L.H.	1
17	05938961	LATCH ASSEMBLY, R.H.	1
18	G 00271166	NUT AND LOCKWASHER	4
★ 19	06006447	SEAL, door, black foam, 120" long.	1
20	06000061	ROD, interior handle to latch, rear	1
21	05939423 P2	BOLT, 1/4"-20 x .75"	6
22	05939223 P2	BOLT, 1/4"-20 x 1.0"	4
23	05939634 P2	WASHER	11
24	05938962 P	HINGE ASSEMBLY, door, L.H.	2
24	05938963 P	HINGE ASSEMBLY, door, R.H.	2
25	05938896	DOOR LOCK CABLE ASSEMBLY	1
26	NPN	LOCKWASHER	2
27	NPN	NUT	2
28	05938949	WINDOW REGULATOR ASSEMBLY, L.H.	1

AM General Corporation

12-31-96

1996 HUMMER PARTS CATALOG

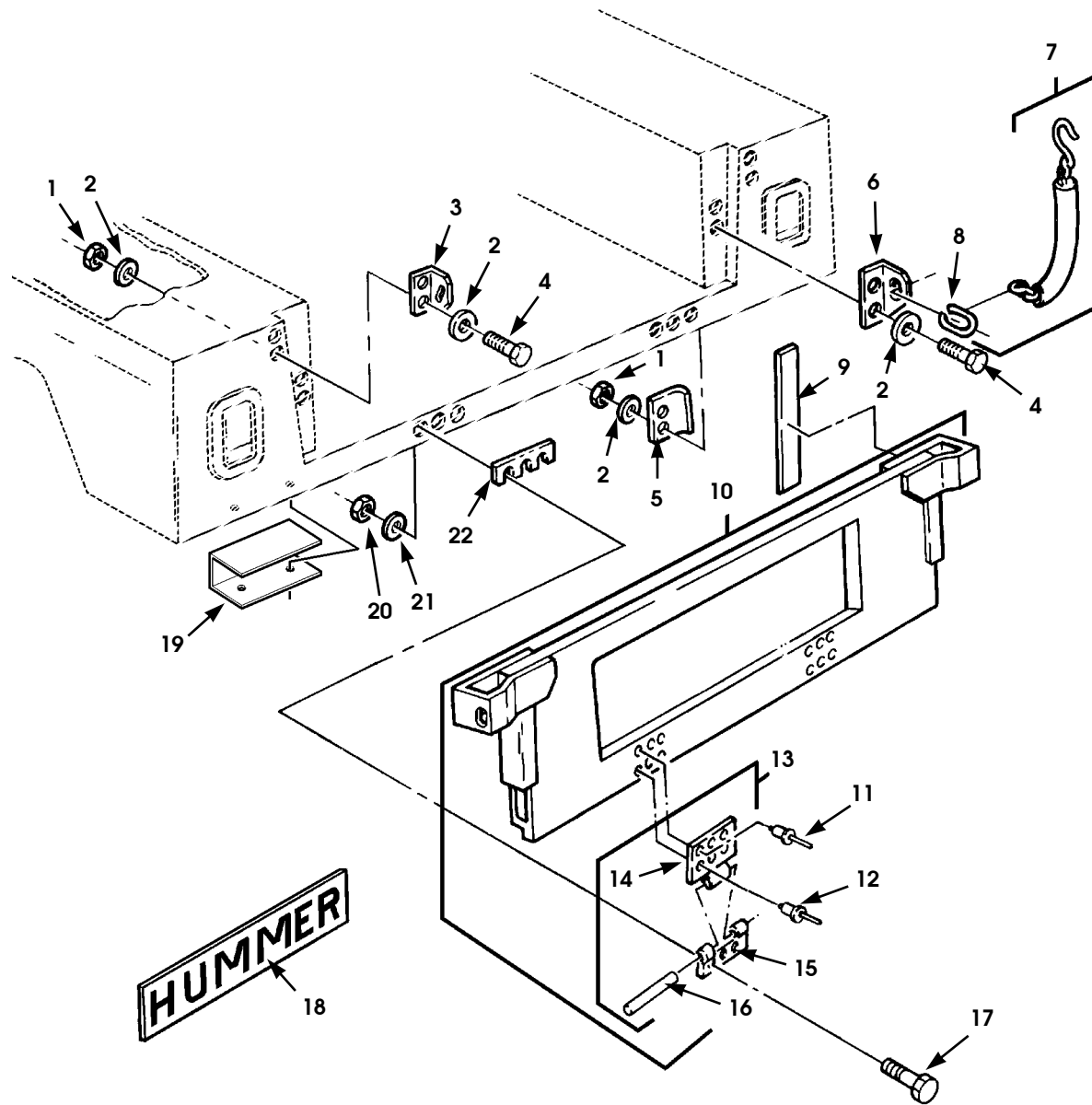
10-58 BODY

ITEM	PART NUMBER	DESCRIPTION	QTY
		Figure 10-21 REAR DOOR ASSEMBLY (Cont'd)	
28	05938950	WINDOW REGULATOR ASSEMBLY, R.H.	1
★ 29	06009112	KNOB, door latch control rod.	1
30	05938951	HANDLE, window regulator	1
31	G 00155954	SCREW, window crank	1
32	06000249	HANDLE ASSEMBLY, door interior, L.H.	1
		85, 83, 84, 90	
32	06000250	HANDLE ASSEMBLY, door interior, R.H.	1
		85, 83, 84, 90	
33	G 09425422 P2	SCREW, self tapping, #10-16 x 7/8"	4

12-31-96

1996 HUMMER PARTS CATALOG

10-60 BODY



P10-023.

Figure 10-22. Tailgate Assembly and Related Parts.

1996 HUMMER PARTS CATALOG

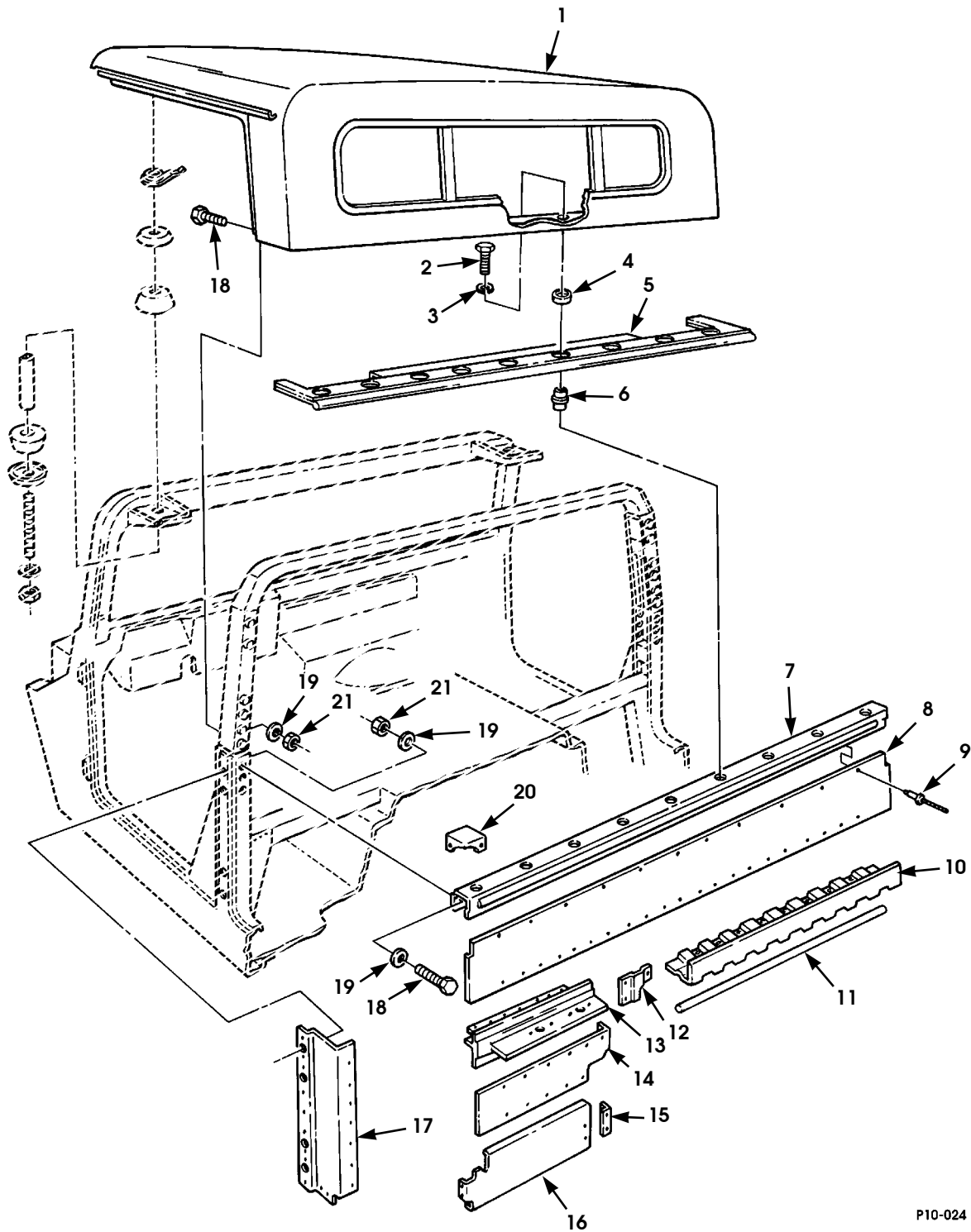
12-31-96

BODY 10-61

ITEM	PART NUMBER	DESCRIPTION	QTY
		Figure 10-22 TAILGATE ASSEMBLY AND RELATED PARTS	
1	MS 00051943 33	LOCKNUT, latch and bracket, 5/16"-18	8
2	G 02436162	WASHER, flat, latch and bracket, 5/16"	16
3	12338974 2P	LATCH, tailgate chain, R.H.	1
3	12338974 1P	LATCH, tailgate chain, L.H.	1
4	MS 00090725 35P2	BOLT, latch and bracket.	8
5	12338977 B1	REINFORCEMENT, tailgate chain mount.	2
6	12338975 1P	BRACKET, chain mount, L.H.	1
6	12338975 2P	BRACKET, chain mount, R.H.	1
7	12339227 1P3	COVER AND CHAIN, tailgate, L.H.	1
7	12339227 2P3	COVER AND CHAIN, tailgate, R.H.	1
8	12339223 P3	•CONNECTOR, tailgate chain.	2
9	12339228 9	SEAL, cargo box to tailgate.	2
		82, 83	
10	WA 12338981 P	TAILGATE ASSEMBLY	1
11	12340354 2	•RIVET, blind, upper, .187"	6
12	12340354 1	•RIVET, blind, lower	6
13	12339985 P	•HINGE ASSEMBLY	2
14	12339945	••HINGE, tailgate, upper	1
15	12339999	••HINGE, tailgate, lower.	1
16	12339663	••PIN, tailgate hinge	1
17	MS 00090725 64P2	BOLT, lower hinge, 3/8"-16 x 1.25"	6
18	06002989	DECAL, "HUMMER", black.	1
18	06002990	DECAL, "HUMMER", gold	1
★ 18	05744673	DECAL, "HUMMER", white.	1
★ 18	05744674	DECAL, "HUMMER", silver	1
★ 19	12339008 B1	HARNESS COVER, D-beam	1
★ 20	MS 00051943 35	LOCKNUT, lower hinge, 3/8"-16	6
★ 21	G 02436163	WASHER, flat, lower hinge, 3/8"	6
★ 22	12340045	SHIM, tailgate hinge	V

1996 HUMMER PARTS CATALOG

10-62 BODY



P10-024

Figure 10-23. Two-Man Hardtop.

1996 HUMMER PARTS CATALOG

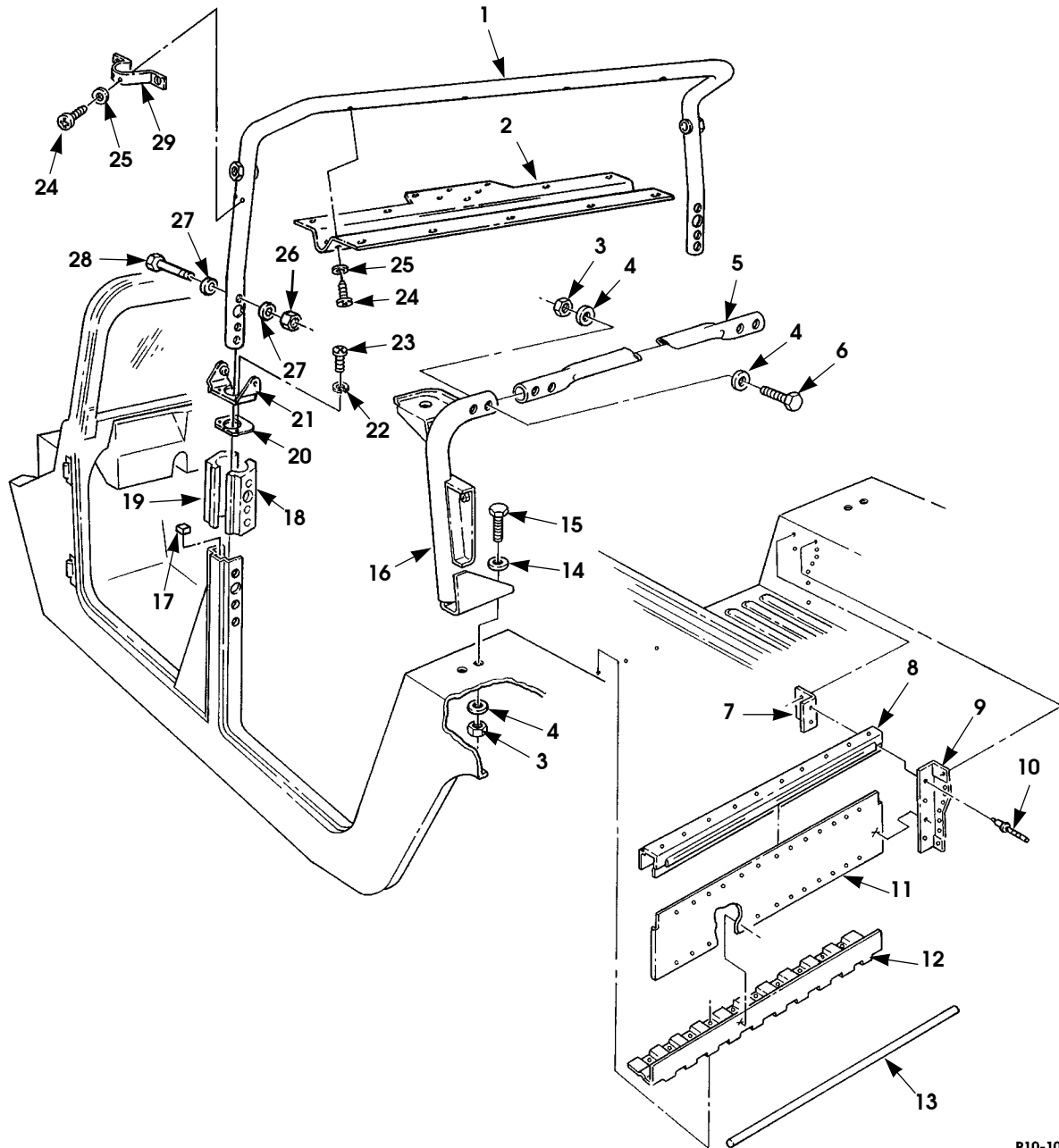
4-1-96

BODY 10-63

ITEM	PART NUMBER	DESCRIPTION	QTY
		Figure 10-23 TWO-MAN HARDTOP	
1	06005971 P	ROOF ASSEMBLY	1
1	06005971 P	82 ROOF ASSEMBLY	1
2	MS 00090728 8	89 BOLT, 1/4"-20 x 1.0"	9
* 3	MS 00035338 44	82 LOCKWASHER	9
4	05939596	82 SPACER, belt line, rear seal	9
5	06000778	82 SEAL, belt line, rear	1
6	05937810	82 NUT INSERT	9
7	05938736	82 RAIL, upper rear.	1
8	05938753	82 PANEL, lower back	1
9	12339355 1	82 RIVET, blind, 3/16"	115
10	05938744	82 BRACKET, back panel support, center	1
11	05939988	82 SEAL, cargo floor/back panel	1
12	05938749	82 PANEL, L.H.	1
12	05938760	82 PANEL, R.H.	1
13	05938767	82 SUPPORT, footwell cover, L.H.	1
13	05938768	82 SUPPORT, footwell cover, R.H.	1
14	05938763	82 PANEL, footwell, upper, L.H.	1
14	05938764	82 PANEL, footwell, upper, R.H.	1
15	05938745	82 BRACKET, closeout panel mounting	2
16	05938750	82 PANEL, footwell, lower, L.H.	1
16	05938751	82 PANEL, footwell, lower, R.H.	1
17	05938759	82 PANEL, lower back, outer, L.H.	1
17	05938762	82 PANEL, lower back, outer, R.H.	1
18	MS 00090728 34	82 BOLT, hex head, cap screws, 5/16"	4
19	G 02436162	82 WASHER, flat, 5/16"	6
20	05939078	82 CLOSEOUT RAIL, outer	2
21	MS 00051943 33	82 Locknut, 5/16"-18	4

1996 HUMMER PARTS CATALOG

10-64 BODY



P10-107

Figure 10-24. Four-Man Hardtop B- and C-Pillars.

1996 HUMMER PARTS CATALOG

BODY 10-65

ITEM	PART NUMBER	DESCRIPTION	QTY
		Figure 10-24 FOUR-MAN HARDTOP B- AND C-PILLARS	
1	06004532	B-BAR ASSEMBLY 83, 84	1
2	06005148	SUPPORT, headliner. 83, 84	1
3	MS 00051943 34	LOCKNUT, 5/16"-24 83, 84	8
4	G 02436163	WASHER, flat, 3/8" 83, 84	12
5	05937106	C-PILLAR, intermediate. 83, 84	1
6	MS 00090728 70	BOLT, 3/8"-16 x 3.00" 83, 84	4
7	05938792	ANGLE, rail to wheelhouse, L.H. 83, 84	1
7	05939304	ANGLE, rail to wheelhouse, R.H. 83, 84	1
8	05938790	RAIL ASSEMBLY, upper rear. 83, 84	1
9	05938787	BRACKET, lower back panel, L.H. 83, 84	1
9	05938788	BRACKET, lower back panel, R.H. 83, 84	1
10	12339355 1	RIVET, blind, huck, 3/16" 83, 84	75
11	05938775	PANEL, lower back 83, 84	2
12	05938789	BRACKET, cargo floor 83, 84	1
13	05939988	SEAL, cargo floor/back panel 83, 84	1
14	12340880	WASHER, flat. 83, 84	4
15	MS 00090728 64	BOLT, 3/8"-16 x 1.5" 83, 84	4
16	05938814 B2	C-PILLAR ASSEMBLY, L.H. 83, 84	1
16	05938815 B2	C-PILLAR ASSEMBLY, R.H. 83, 84	1
17	06000240	SEAL, rabbet B-pillar 83, 84	2
18	12340090 1	CONNECTION BLOCK, Rear 83, 84	2
19	12340090 2	CONNECTION BLOCK, Forward 83, 84	2
20	06005156	SEAL, B-pillar. 83, 84	2

AM General Corporation

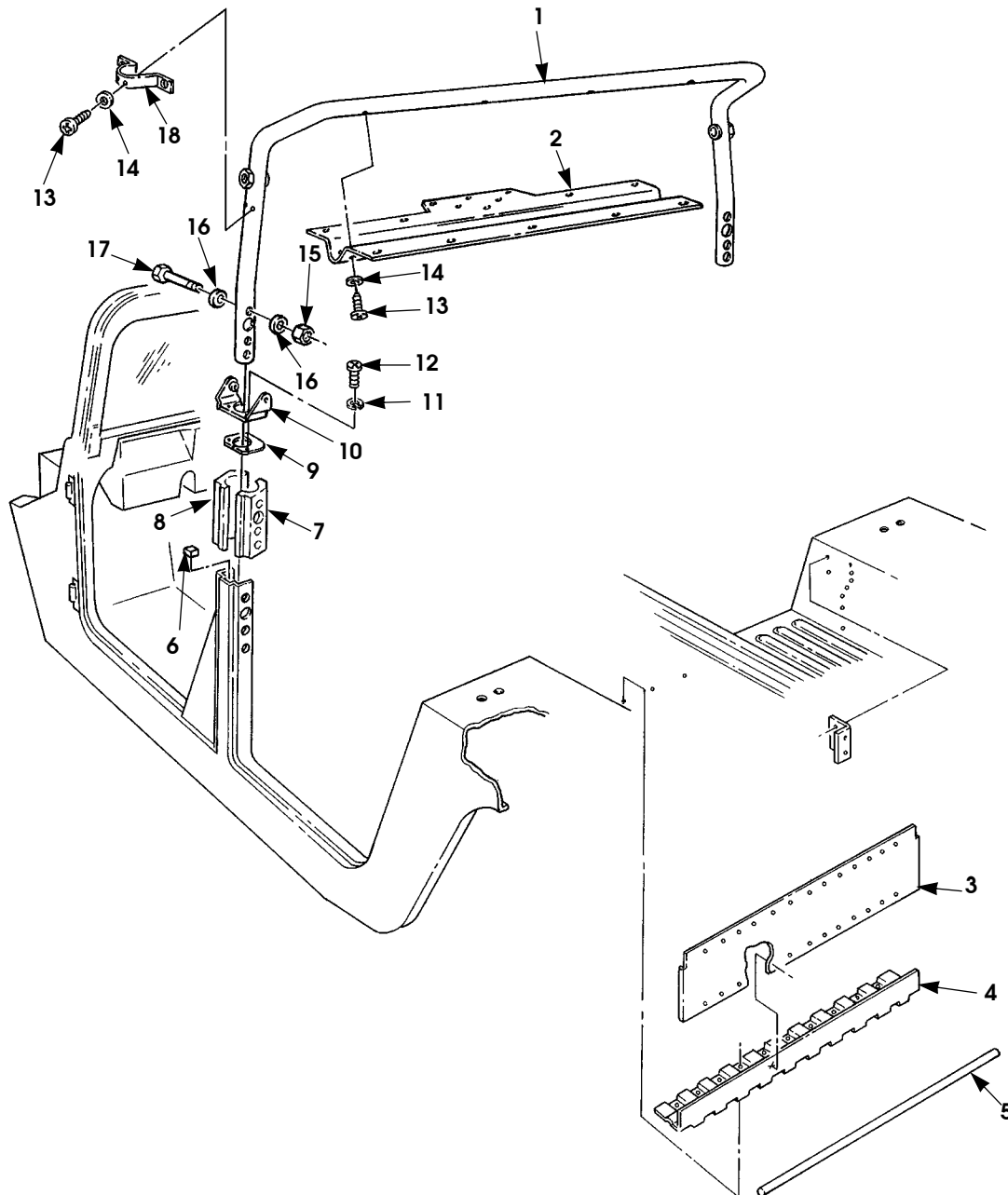
1996 HUMMER PARTS CATALOG

10-66 BODY

ITEM	PART NUMBER	DESCRIPTION	QTY
		Figure 10-24 FOUR-MAN HARDTOP B- AND C-PILLARS (Cont'd)	
21	06004541	BRACKET, B-pillar cover mounting 83, 84	2
22	MS 00035338 43	LOCKWASHER, #10, helic. 83, 84	4
23	MS 00024629 48	SCREW, #10-24 x 3/4" 83, 84	4
24	MS 00024629 46	SCREW, #10-24 x 1/2" 83, 84	12
25	G 09417373	WASHER, flat, #10 83, 84	12
26	MS 00051943 33	NUT, 5/16" -18 83, 84	6
27	G 02436162	WASHER, flat, 5/16" 83, 84	12
28	G 09430441	BOLT, B-pillar 83, 84	6
29	06005145	BRACKET, trim mounting 83, 84	2
	12338807 7	SEAL (not illustrated)	

1996 HUMMER PARTS CATALOG

10-68 BODY



P10-108

Figure 10-25. Two-Man Enlarged Cab Hardtop B-Pillar.

1996 HUMMER PARTS CATALOG

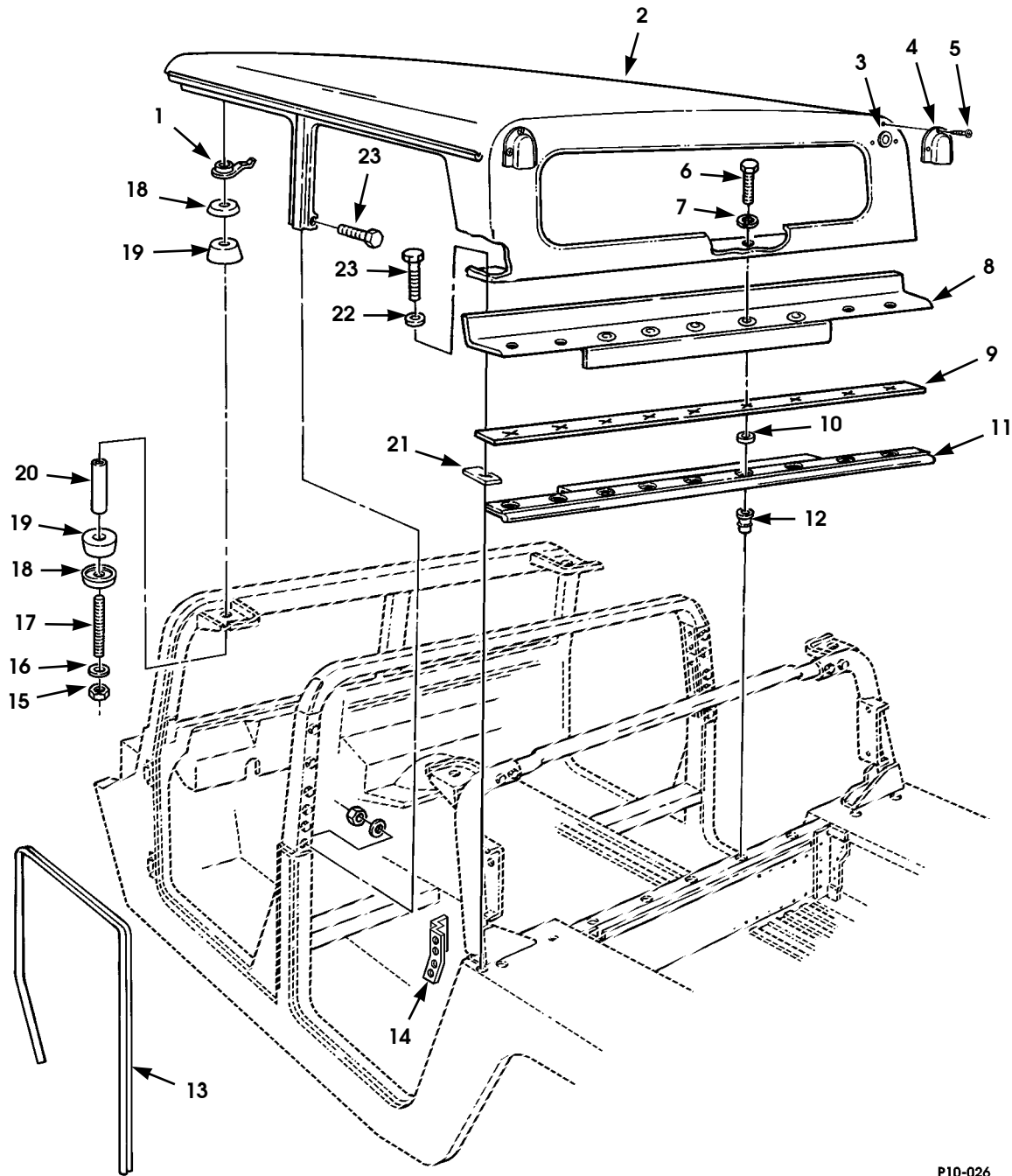
BODY 10-69

ITEM	PART NUMBER	DESCRIPTION	QTY
		Figure 10-25 TWO-MAN ENLARGED CAB HARDTOP B-PILLAR	
1	06004532	B-BAR ASSEMBLY 89	1
2	06005148	SUPPORT, headliner. 89	1
3	05938775	PANEL, lower back 89	1
4	05938789	BRACKET, cargo floor 89	1
5	05939988	SEAL, cargo floor/back panel 89	1
6	06000240	SEAL, rabbet B-pillar 89	2
7	12340090 1	CONNECTION BLOCK, Rear. 89	2
8	12340090 2	CONNECTION BLOCK, Forward. 89	2
9	06005156	SEAL, B-pillar. 89	2
10	06004541	BRACKET, B-pillar cover mounting. 89	2
11	MS 00035338 43	LOCKWASHER, #10 helic. 89	4
12	MS 00024629 48	SCREW, #10-24 x 3/4 89	4
13	MS 00024629 46	SCREW, #10-24 x 1/2" 89	12
14	G 09417373	WASHER, flat, #10. 89	12
15	MS 00051943 33	LOCKNUT, 5/16"-18 89	6
16	G 02436162	WASHER, flat, 5/16" 89	12
17	G 09430441	BOLT, B-pillar. 89	6
18	06005145	BRACKET, trim mounting 89	2

AM General Corporation

1996 HUMMER PARTS CATALOG

10-70 BODY



P10-026

Figure 10-26. Four-Man Hardtop Assembly.

1996 HUMMER PARTS CATALOG

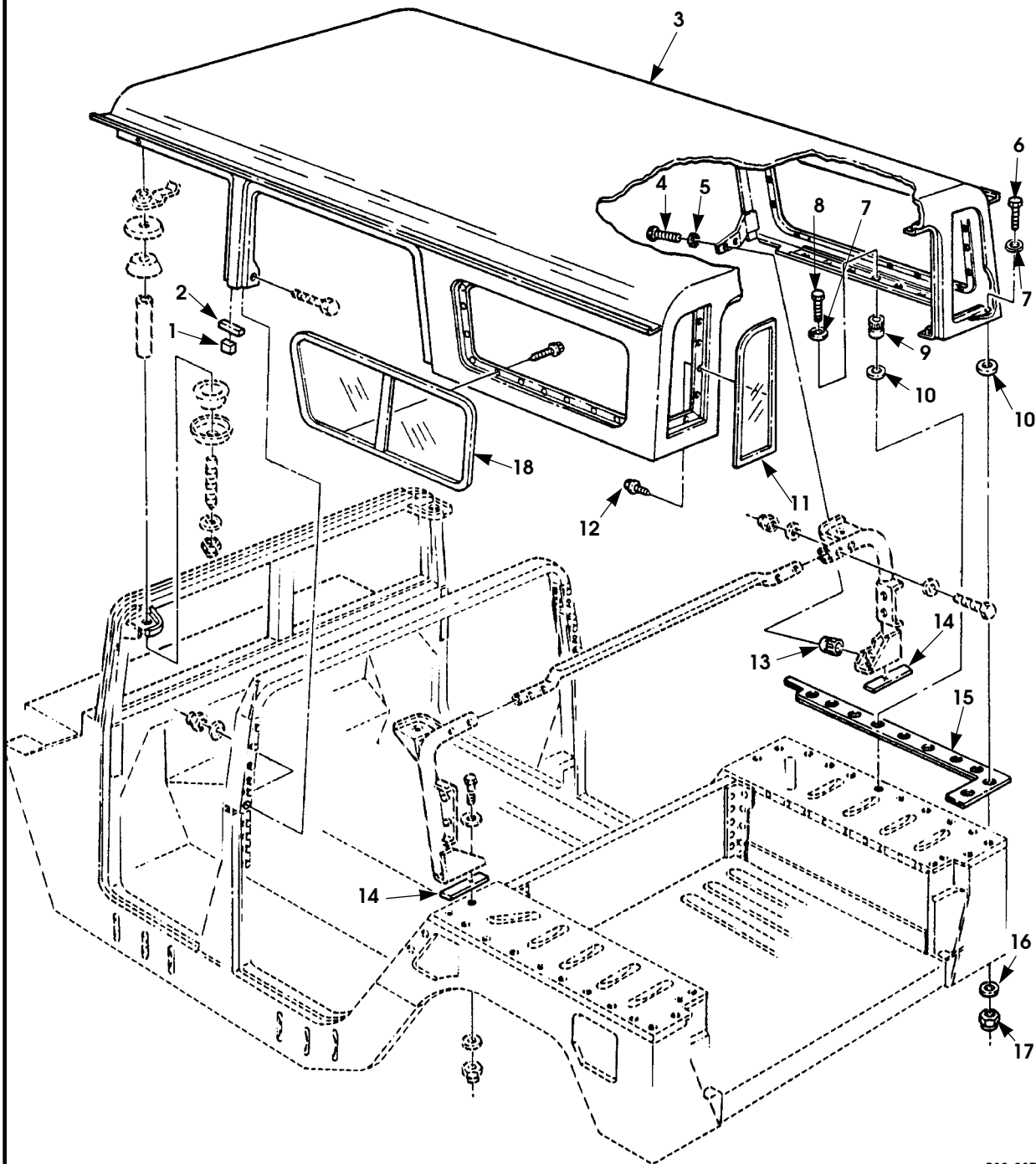
12-31-96

BODY 10-71

ITEM	PART NUMBER	DESCRIPTION	QTY
		Figure 10-26 FOUR-MAN HARDTOP ASSEMBLY	
1	12339563	PLATE, roof mount	4
2	06005973 P	ROOF ASSEMBLY	1
3	06003146	VENT, scupper valve	2
4	06003147 P	VENT COVER	2
5	NPN	SCREW	6
6	MS 00090728 8	BOLT, 1/4"-20 x 1.0"	9
7	MS 00035338 44	LOCKWASHER, 1/4"	9
8	06003844 B2	TONNEAU BRACKET.	1
9	06003848	SEAL, tonneau bracket-to-roof	1
10	05939596	SPACER, belt line, rear	9
★ 11	06008387	SEAL, belt line, rear	1
12	05937810	NUT, insert	9
★ 13	05744322	SEAL, body, black rubber, 10-foot SEE NOTE 1	1
14	12339543 1	PANEL, filler, rear, L.H.	1
14	12339543 2	PANEL, filler, rear, R.H.	1
15	MS 00051943 35	NUT, 3/8"-16	4
★ 16	12340880 P2	WASHER, flat, 3/8"	4
17	12339559	STUD, roof mount	4
18	12339561	PLATE, snubber.	8
19	12339571	MOUNT, roof.	8
20	12338186 52	SPACER, rear mount	4
21	05936286	SEAL, rear, roof side panel	2
22	MS 00027183 10	WASHER, flat, 9/32"	4
23	MS 00090725 6	BOLT, 1/4"-20 x 3/4"	4
★		NOTE 1: CUT FROM P/N 06000871, 500' Roll	

1996 HUMMER PARTS CATALOG

10-72 BODY



P10-027

Figure 10-27. Station Wagon Roof and Mounting Hardware.

1996 HUMMER PARTS CATALOG

12-31-96

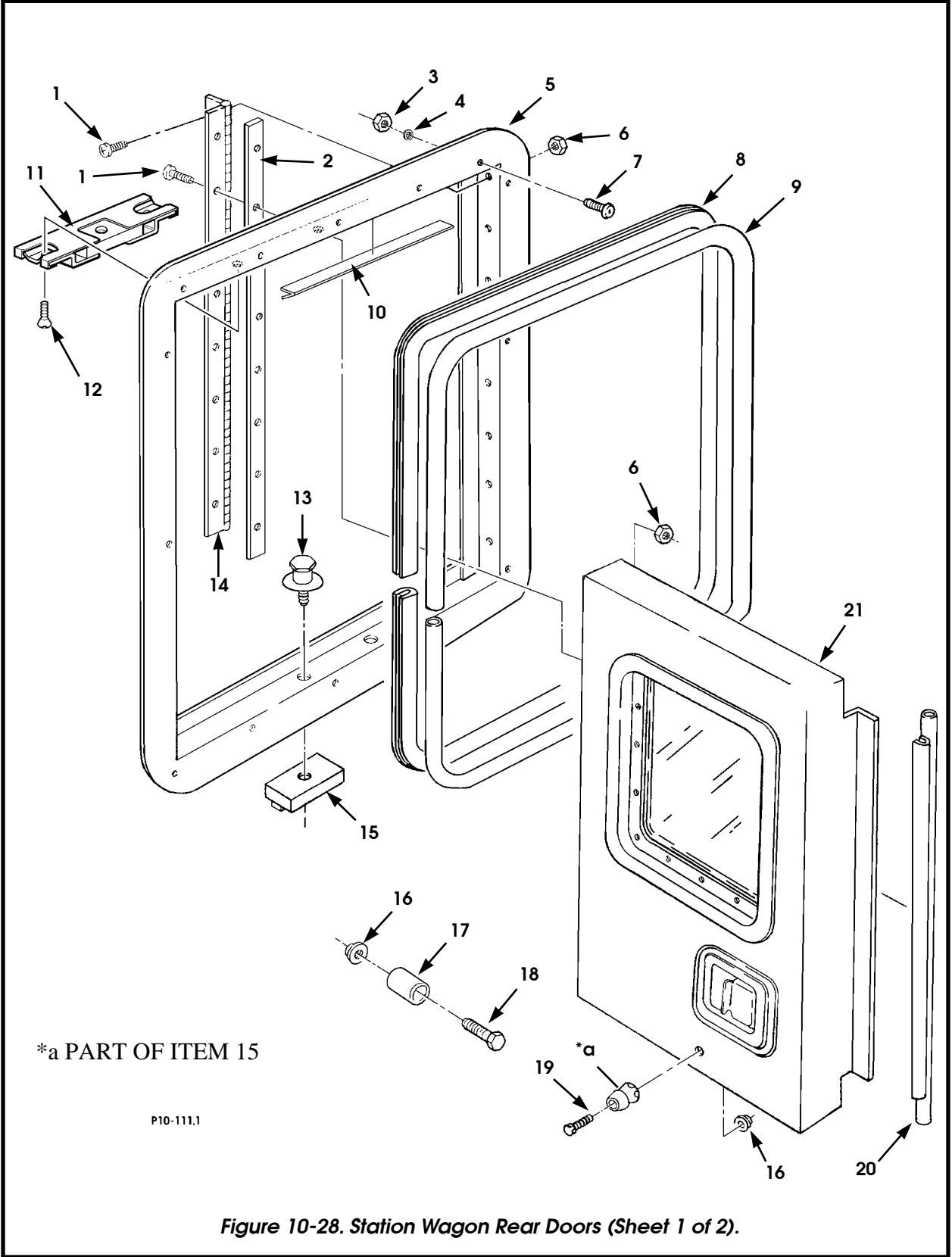
BODY 10-73

ITEM	PART NUMBER	DESCRIPTION	QTY
		Figure 10-27 STATION WAGON ROOF AND MOUNTING HARDWARE	
1	06000240	SEAL, B-pillar, lower 84	2
2	06000241	SEAL, B-pillar, upper. 84	2
3	06005974 P	ROOF ASSEMBLY 84	1
4	MS 00090725 6P2	BOLT, 1/4"-20 x 3/4" 84	4
5	MS 00027183 10	WASHER, flat, 9/32" 84	4
6	MS 00090728 10	BOLT, 1/4"-30 x 1.25" 84	10
7	MS 00035338 44P2	LOCKWASHER, 1/4" 84	24
8	MS 00090728 8	BOLT, 1/4"-20 x 1.0" 84	14
9	05937810	NUT INSERT, 1/4"-20 84	14
10	05939596	SPACER, roof to wheel well 84	24
11	06003523	OPERA WINDOW ASSEMBLY, tinted, L.H. 84	1
11	06003524	OPERA WINDOW ASSEMBLY, tinted, R.H. 84	1
11	06003531	OPERA WINDOW ASSEMBLY, deep tinted, L.H. 84	1
11	06003532	OPERA WINDOW ASSEMBLY, deep tinted, R.H. 84	1
12	06001284	SCREW, #8-18 x 1/2" 84	72
13	05939307	NUT INSERT 84	4
14	12338186 52	SPACER, C-Pillar support 84	2
★ 15	06008858	SEAL, side, L.H., roof to wheel well 84	1
★ 15	06008859	SEAL, side, R.H., roof to wheel well. 84	1
16	⊕ 09414920	WASHER, flat, 1/4" 84	10
17	MS 00051943 31	LOCKNUT, 1/4"-20 84	10

1996 HUMMER PARTS CATALOG

10-74 BODY

ITEM	PART NUMBER	DESCRIPTION	QTY
		Figure 10-27 STATION WAGON ROOF AND MOUNTING HARDWARE (Cont'd)	
18	06003521	WINDOW ASSEMBLY, side, tinted, L.H. 84	1
18	06003522	WINDOW ASSEMBLY, side, tinted, R.H. 84	1
18	06003529	WINDOW ASSEMBLY, side, deep tinted, L.H. 84	1
18	06003530	WINDOW ASSEMBLY, side, deep tinted, R.H. 84	1

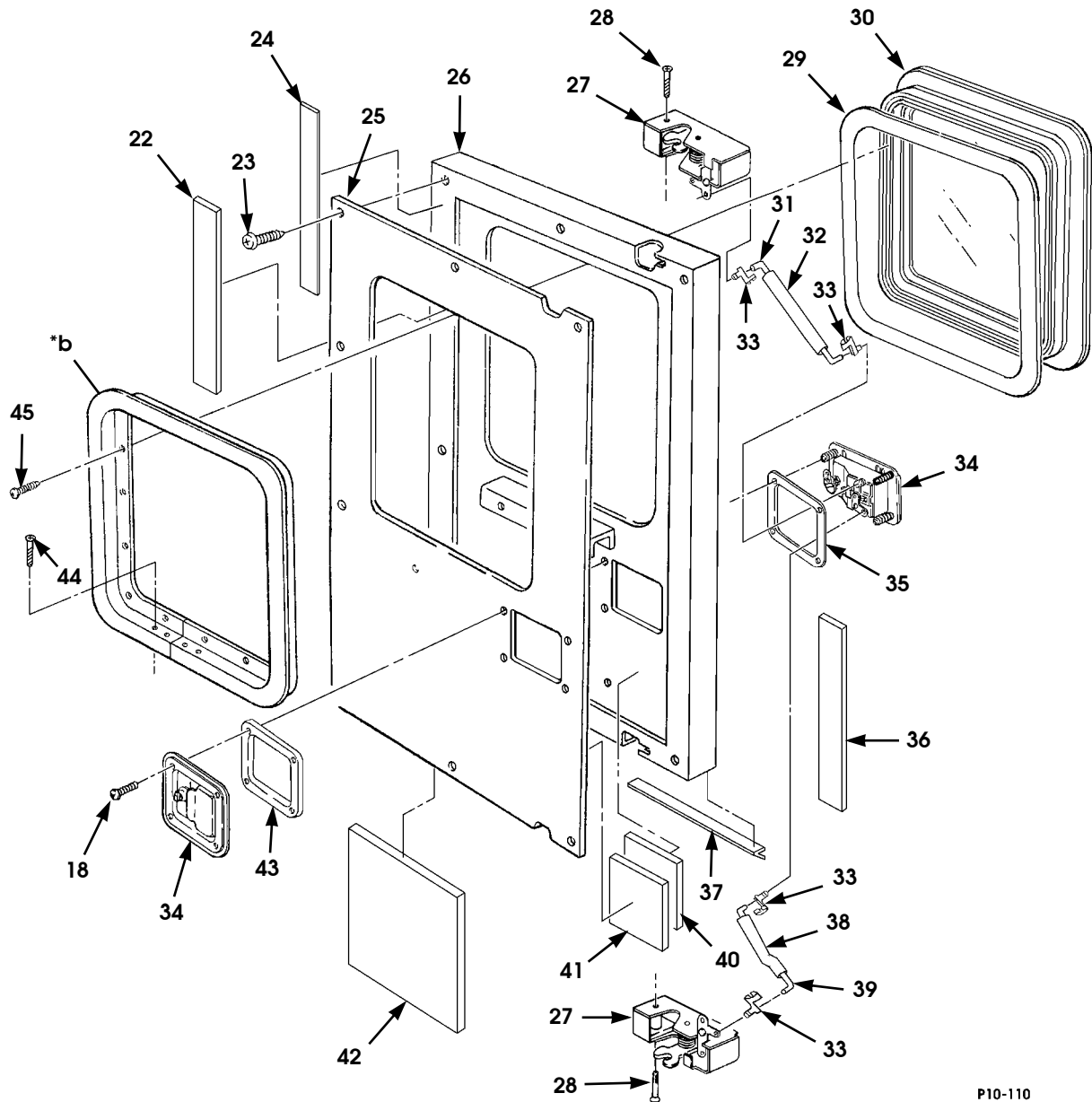


*a PART OF ITEM 15

P10-111.1

Figure 10-28. Station Wagon Rear Doors (Sheet 1 of 2).

10-76 BODY



P10-110

*b PART OF ITEM 28

Figure 10-28. Station Wagon Rear Doors (Sheet 2 of 2).

1996 HUMMER PARTS CATALOG

12-31-96

BODY 10-77

ITEM	PART NUMBER	DESCRIPTION	QTY
		Figure 10-28 STATION WAGON REAR DOORS, MODEL 84	
1	06006178	SCREW, buttonhead, 1/4 x 1"	30
2	06005767	SEAL, hinge-to-frame	4
3	G 00134551	NUT, 1/4" - 20, zinc	17
4	G 00120380	LOCKWASHER, 1/4"	17
5	06005646 P	FRAME ASSEMBLY, rear doors	1
6	05937842	NUTSERT, 1/4 - 20 closed	30
7	06006221	SCREW, buttonhead, 1/4 x 1.25"	17
8	05744343	EDGE SEAL, vertical doors SEE NOTE 1	1
9	05744344	DOOR SEAL, vertical doors SEE NOTE 2.	1
10	05744345	V-SEAL, rear door top SEE NOTE 3	1
★ 11	06005630	STRIKER, cage nut assembly.	1
★ 12	06003933 P2	SCREW, flat head, 1/4 x 20	1
★ 13	06006828	STRIKER	2
★ 14	06005639	HINGE, rear door	2
★ 15	06006840	PLATE TAPPING, door lock	2
★ 16	05937584	NUT, insert, 1/4" - 20	4
★ 17	06005656	DOOR HOLD OPEN ASSEMBLY	2
★ 18	06006178	SCREW, 1/4" - 20 x 1 "	6
★ 19	06007327	CAPSCREW, socket head, 1/4 x 1 1/2"	2
★ 20	06005772	SEAL, left door, center.	1
★ 21	06005938 P	DOOR ASSEMBLY, R.H.	1
★ 21	06005939 P	DOOR ASSEMBLY, L.H.	1
★ 22	06006433	•INSULATION, upper, vertical door	1
★ 23	06006283	•SCREW, #10 - 32 x .62"	16
★ 24	05744346	•SEAL, door panel frame SEE NOTE 4	1
★ 25	06005668 P	•DOOR PANEL, interior, R.H.	1
★ 25	06005669 P	•DOOR PANEL, interior, L.H.	1
★ 26	06005666 P	•DOOR ASSEMBLY, rear, R.H.	1
★ 26	06005665 P	•DOOR ASSEMBLY, rear, L.H.	1
★ 27	06005627	•LATCH ASSY, rotary, upper R.H., lower L.H.	1
★ 27	06005628	•LATCH ASSY, rotary, lower R.H., upper L.H.	1
★ 28	MS 00035190 293	•SCREW, flathead, 1/4" - 20 x 1 - 1/2"	4
★ 29	06005932	•SEAL, window assembly, rear doors	1
★ 30	06005634	•WINDOW, rear doors.	1
★ 31	06005769	•ROD, upper, latch	1
★ 32	06006435	•SLEEVE, upper lock rod.	1
★ 33	06000747	•CLIP, rod, interior handle	4
★ 34	06005632	•HANDLE ASSEMBLY, exterior, L.H.	1
★ 34	06005631	•HANDLE ASSEMBLY, exterior/interior, R.H.	1
★ 35	06000248	•GASKET, exterior handle.	1
★ 36	06006272	•INSULATION, 18 x 1.5 x .75"	1
★ 36	06006273	•INSULATION, 18 x 1.5 x .5"	1

12-31-96

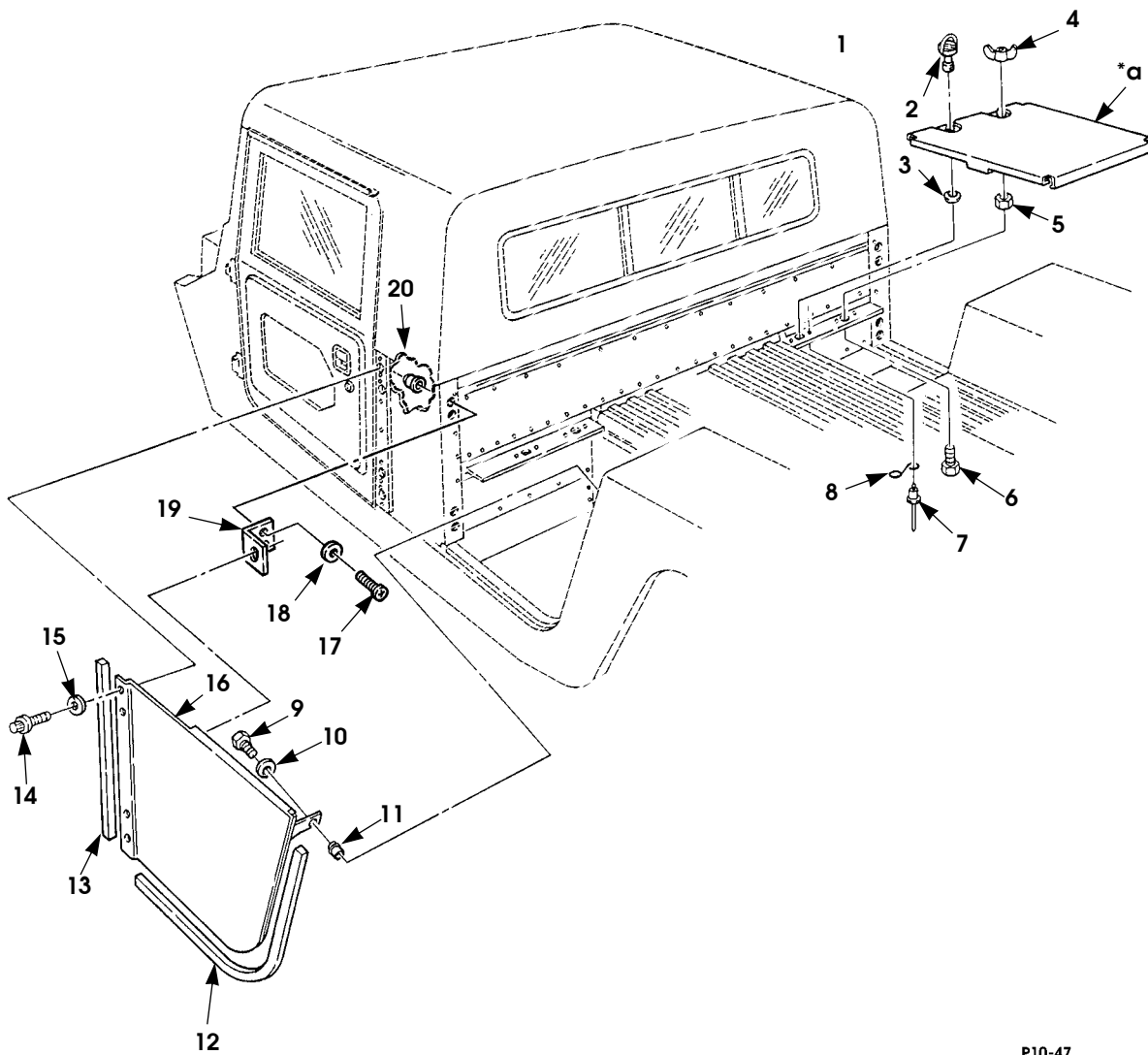
1996 HUMMER PARTS CATALOG

10-78 BODY

ITEM	PART NUMBER	DESCRIPTION	QTY
		Figure 10-28 STATION WAGON REAR DOORS (Cont'd)	
★ 37	06006434	•V-SEAL, vertical door sill SEE NOTE 3.	1
★ 38	06006282	•SLEEVE, lower lock rod.	1
★ 39	06005770	•ROD, lower latch, L.H.	1
★ 39	06005657	•ROD, lower latch, R.H.	1
★ 40	06006274	•INSULATION, 1.5 x 1.5 x .75"	1
★ 41	06006275	•INSULATION, 1.5 x 1.5 x .5"	1
★ 42	06006432	•INSULATION, lower, vertical door	1
★ 43	06005633	•SPACER, interior handle	1
★ 44	06001284	•SCREW, 8 - 18 x 1/2" TEKS.	4
★ 45	06001285	•SCREW, 8 - 18 x 3/4" TEKS.	12
		NOTE 1: ORDER BY FOOT FROM SEAL, VERTICAL DOORS, P/N 06006218 - 500' ROLL, 14' REQUIRED PER VEHICLE	
		NOTE 2: ORDER BY FOOT FROM SEAL, VERTICAL DOORS, P/N 06006219 - 500' ROLL, 14' REQUIRED PER VEHICLE	
		NOTE 3: ORDER BY FOOT FROM V-SEAL, VERTICAL DOOR SILL, P/N 06006434 - 2,000' ROLL, 4.75' REQUIRED PER VEHICLE	
		NOTE 4: ORDER BY FOOT FROM SEAL, DOOR PANEL FRAME, P/N 06006217 - 150' ROLL, 4.5' REQUIRED PER VEHICLE	

1996 HUMMER PARTS CATALOG

10-80 BODY



P10-47

Figure 10-29. Fixed Door, Footwell Cover, and Related Parts.

1996 HUMMER PARTS CATALOG

BODY 10-81

ITEM	PART NUMBER	DESCRIPTION	QTY
		Figure 10-29 FIXED DOOR, FOOTWELL COVER, AND RELATED PARTS	
1	06000742 LP	COVER ASSEMBLY, R.H. footwell (locking) 82	1
1	05937335 LP	COVER ASSEMBLY, L.H. footwell 82	1
1	05937335 LP	COVER ASSEMBLY, footwell w/o locking 82	2
1	06004513 P	COVER ASSEMBLY, footwell. 89	2
2	12339738 3	•STUD, ring head. 82	1
3	12341011	•RING RETAINER 82	1
4	06000740 P2	WING NUT 82	1
5	MS 00051471 01P2	JAM NUT. 82	1
6	06000741 P2	BOLT LOCKPIN 82	1
7	M 24243/1A 405	RIVET, 1/8" x 5/16" 82	8
8	12338823	RECEPTACLE, spring. 82	4
9	MS 00090725 5	BOLT, 1/4"-20 x 1.25. 82	2
10	MS 00027183 10	WASHER, flat, 9/32" 82	2
11	05937584	NUT INSERT, 1/4 - 20 x .165. 82	2
12	12339419 2	SEAL, fixed door, 22-inch. 82	2
13	12339419 1	SEAL, fixed door, 50-inch. 82	2
14	05939423 P2	BOLT, 1/4"-20 x .75" 82	8
15	05939634 P2	WASHER, hinge mounting, 17/64" x 5/8" 82	8
16	05938773 LP	DOOR ASSEMBLY, L.H. , fixed 82	1
16	06004506 P	DOOR ASSEMBLY, L.H., fixed 89	1
16	05938774 LP	DOOR ASSEMBLY, R.H., fixed 82	1
16	06004507 P	DOOR ASSEMBLY, R.H. , fixed. 89	1
17	MS 00352062 66P2	SCREW, #10 - 24 x 7/8" 89	8

AM General Corporation

1996 HUMMER PARTS CATALOG

10-82 BODY

ITEM	PART NUMBER	DESCRIPTION	QTY
		Figure 10-29 FIXED DOOR, FOOTWELL COVER, AND RELATED PARTS (Cont'd)	
18	MS 00027183 42P2	WASHER, flat, 7/32"	8
		89	
19	06005528	BRACKET, fixed door	4
		89	
20	06001566	NUT, insert, #10-24.	8
		89	

1996 HUMMER PARTS CATALOG

10-84 BODY

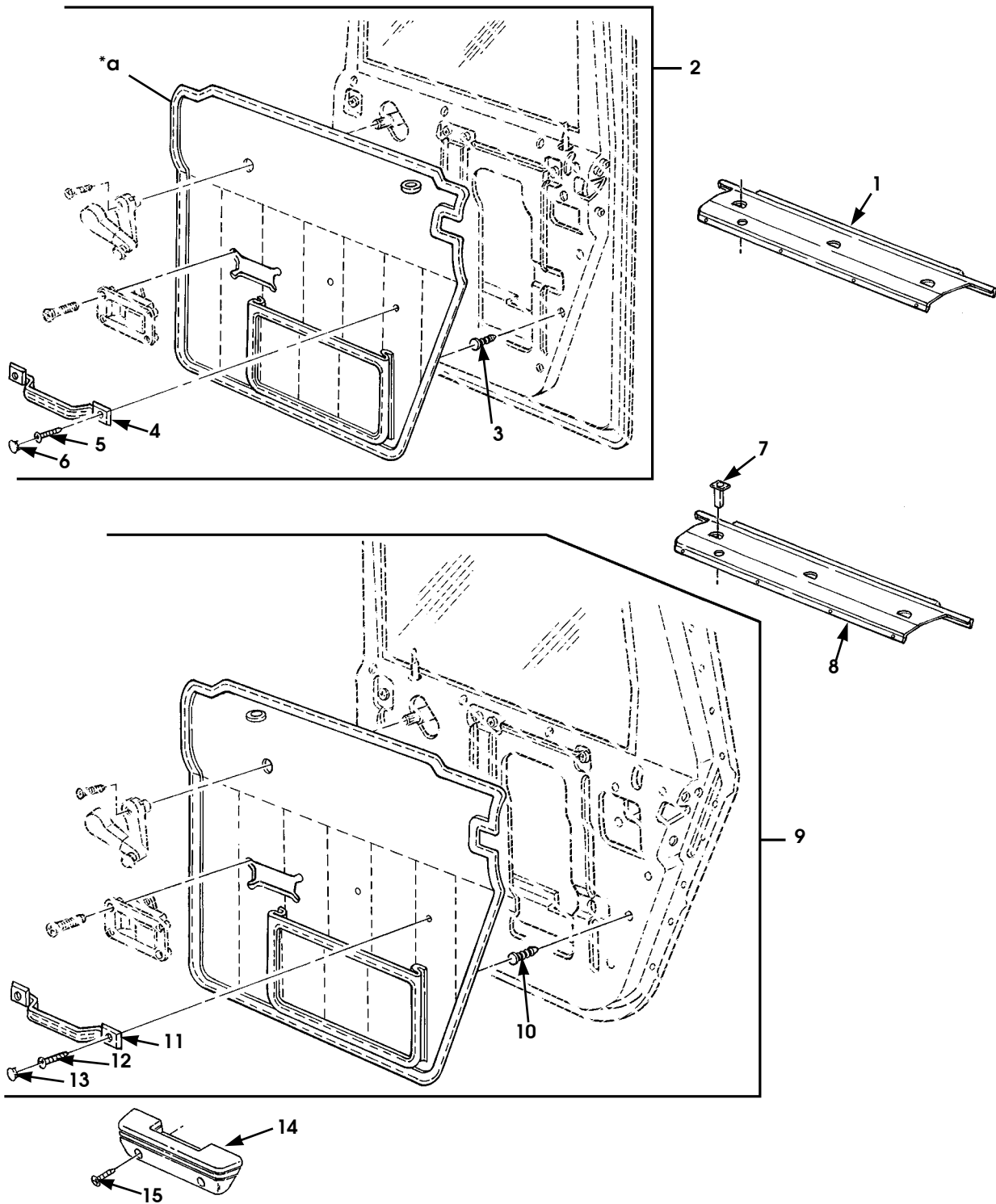


Figure 10-30. Panel Assembly Door Trim.

1996 HUMMER PARTS CATALOG

BODY 10-85

ITEM	PART NUMBER	DESCRIPTION	QTY
		Figure 10-30 PANEL ASSEMBLY DOOR TRIM	
1	06000988	TRIM COVER, front, L.H.	1
		85	
1	06000989	TRIM COVER, front, R.H.	1
		85	
2	06000049	PANEL ASSEMBLY, R.H., standard front door trim, SEE NOTE 1	1
		82, 83, 84	
2	06002452	PANEL ASSEMBLY, R.H., standard front door trim, SEE NOTE 2	1
		82, 83, 84	
2	06002460	PANEL ASSEMBLY, R.H., standard front door trim, SEE NOTE 3	1
		82, 83, 84, 85	
2	06000045	PANEL ASSEMBLY, R.H., deluxe front door trim, SEE NOTE 1	1
		82, 83, 84	
2	06004461 G	PANEL ASSEMBLY, R.H., deluxe front door trim, SEE NOTES 2 and 4	1
		82, 83, 84	
2	06004461 T	PANEL ASSEMBLY, R.H., deluxe front door trim, SEE NOTES 2 and 4	1
		82, 83, 84	
2	06004463 G	PANEL ASSEMBLY, R.H., deluxe front door trim, SEE NOTES 3 and 4	1
		82, 83, 84	
2	06004463 T	PANEL ASSEMBLY, R.H., deluxe front door trim, SEE NOTES 3 and 4	1
		82, 83, 84	
2	06000048	PANEL ASSEMBLY, L.H., standard front door trim, SEE NOTE 1	1
		82, 83, 84	
2	06002450	PANEL ASSEMBLY, L.H., standard front door trim, SEE NOTE 2	1
		82, 83, 84	
2	06000044	PANEL ASSEMBLY, L.H., deluxe front door trim, SEE NOTE 1	1
		82, 83, 84	
2	06004460 G	PANEL ASSEMBLY, L.H., deluxe front door trim, SEE NOTES 2 AND 4	1
		82, 83, 84	
2	06004460 T	PANEL ASSEMBLY, L.H., deluxe front door trim, SEE NOTES 2 AND 4	1
		82, 83, 84	

AM General Corporation

12-31-96

1996 HUMMER PARTS CATALOG

10-86 BODY

ITEM	PART NUMBER	DESCRIPTION	QTY
		Figure 10-30 PANEL ASSEMBLY DOOR TRIM (Cont'd)	
2	06004462 G	PANEL ASSEMBLY, L.H., deluxe front door trim, SEE NOTES 3 AND 4	1
		82, 83, 84	
2	06004462 T	PANEL ASSEMBLY, L.H., deluxe front door trim, SEE NOTES 3 AND 4	1
		82, 83, 84	
2	06000219	PANEL ASSEMBLY, L.H., standard front door trim, SEE NOTE 1	1
		85	
2	06002458	PANEL ASSEMBLY, L.H., standard front door trim, SEE NOTE 2	1
		85	
2	06000221	PANEL ASSEMBLY, R.H., standard front door trim, SEE NOTE 1	1
		85	
2	06000218	PANEL ASSEMBLY, L.H., deluxe front door trim, SEE NOTE 1	1
		85	
2	06002457	PANEL ASSEMBLY, L.H., deluxe front door trim, SEE NOTE 2	1
		85	
2	06000220	PANEL ASSEMBLY, R.H., deluxe front door trim, SEE NOTE 1	1
		85	
2	06002459	PANEL ASSEMBLY, R.H., deluxe front door trim, SEE NOTE 2	1
		85	
3	06000243 P2	•FASTENER, door panel	10
4	06001013 T	•PULL HANDLE ASSEMBLY	1
5	G 00156797 P2	•SCREW, pull handle	2
6	06000400	•CAP ASSEMBLY	2
* 7	06000977	GROMMET, door trim	1
8	06000994	TRIM COVER, rear, L.H.	1
		85	
8	06000995	TRIM COVER, rear, R.H.	1
		85	
9	06000051 T	PANEL ASSEMBLY, R.H., standard rear door trim, SEE NOTES 1 AND 2	1
		83, 84	
9	06002465	PANEL ASSEMBLY, R.H., standard rear door trim, SEE NOTE 3	1
		83, 84	
9	05939174	PANEL ASSEMBLY, R.H., deluxe rear door trim, SEE NOTE 5	1
		83, 84	

1996 HUMMER PARTS CATALOG

BODY 10-87

ITEM	PART NUMBER	DESCRIPTION	QTY
		Figure 10-30 PANEL ASSEMBLY DOOR TRIM (Cont'd)	
9	06000047 T	PANEL ASSEMBLY, R.H., deluxe rear door trim, SEE NOTES 1, 2, AND 5	1
		83, 84	
9	06002464	PANEL ASSEMBLY, R.H., deluxe rear door trim, SEE NOTES 3 AND 5	1
		83, 84	
9	06000050 T	PANEL ASSEMBLY, L.H., standard rear door trim, SEE NOTES 1 AND 2	1
		83, 84	
9	06002463	PANEL ASSEMBLY, L.H., standard rear door trim, SEE NOTE 3	1
		83, 84	
9	06000046 T	PANEL ASSEMBLY, L.H., deluxe rear door trim, SEE NOTES 1, 2, AND 5	1
		83, 84	
9	06002462	PANEL ASSEMBLY, L.H., deluxe rear door trim, SEE NOTES 3 AND 5	1
		83, 84	
9	06000225	PANEL ASSEMBLY, R.H., standard rear door trim, SEE NOTES 1 AND 2	1
		85	
9	06000223	PANEL ASSEMBLY, L.H., standard rear door trim, SEE NOTES 1 AND 2	1
		85	
9	06000222	PANEL ASSEMBLY, L.H., deluxe rear door trim, SEE NOTES 1, 2, AND 5	1
		85	
9	06000224	PANEL ASSEMBLY, R.H., deluxe rear door trim, SEE NOTES 1, 2, AND 5	1
		85	
10	06000243 P2	•FASTENER	10
11	06001013 T	•PULL HANDLE ASSEMBLY	1
12	G 00156797 P2	•SCREW, pull handle	2
13	06000400	•CAP ASSEMBLY	2
14	06004427 G	ARMREST ASSEMBLY, L.H., SEE NOTES 2, 3, AND 4	1
14	06004427 T	ARMREST ASSEMBLY, L.H., SEE NOTES 2, 3, AND 4	1
14	06004428 G	ARMREST ASSEMBLY, R.H., SEE NOTES 2, 3, AND 4	1
14	06004428 T	ARMREST ASSEMBLY, R.H., SEE NOTES 2, 3, AND 4	1
15	G 00160586	SCREW, SEE NOTES 2 AND 3	2

AM General Corporation

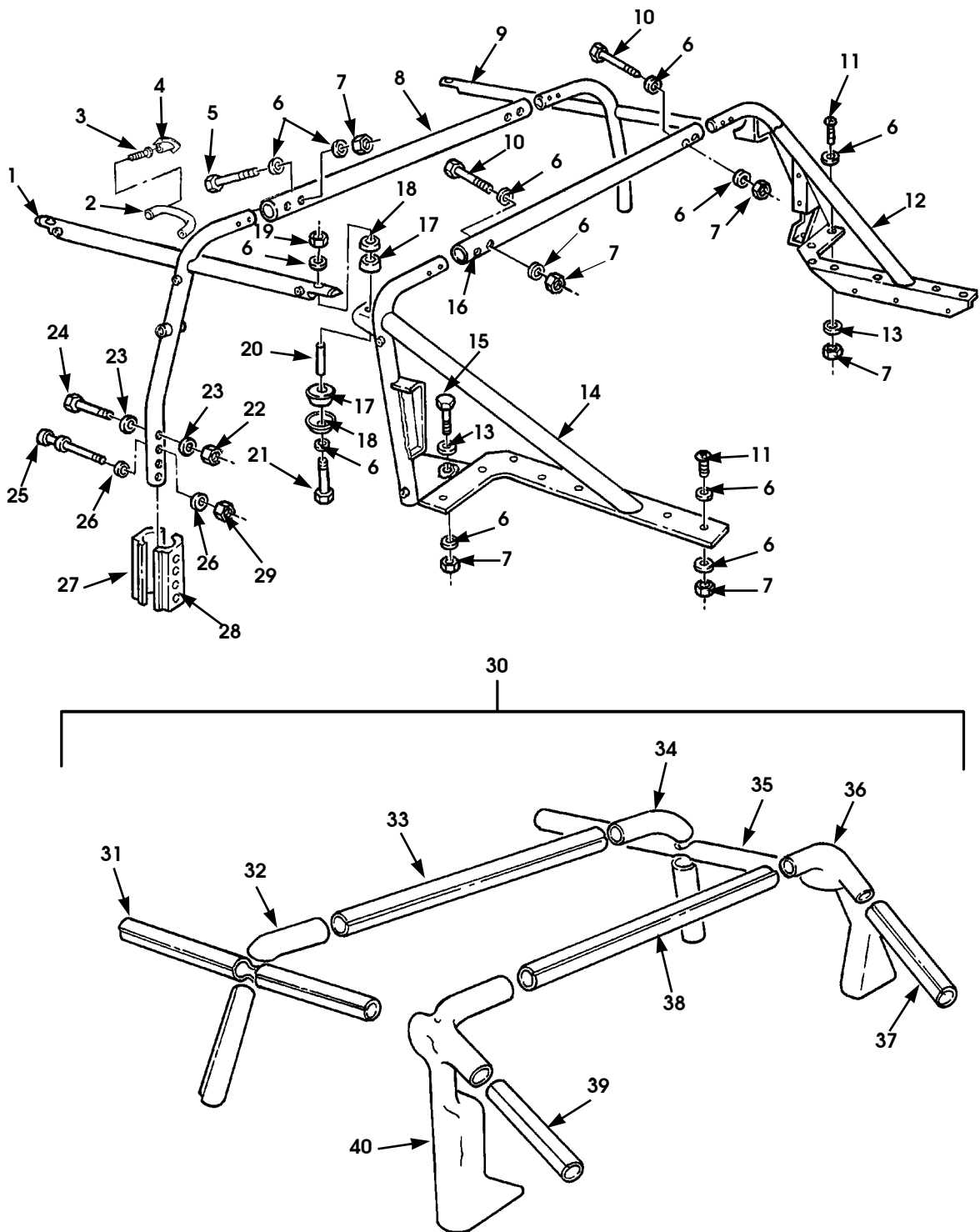
1996 HUMMER PARTS CATALOG

10-88 BODY

ITEM	PART NUMBER	DESCRIPTION	QTY
		<p>Figure 10-30 PANEL ASSEMBLY DOOR TRIM (Cont'd)</p> <p>NOTE 1: DOORS FOR VEHICLES WITHOUT POWER DOOR LOCKS AND POWER WINDOWS</p> <p>NOTE 2: DOORS FOR VEHICLES WITH POWER DOOR LOCKS</p> <p>NOTE 3: DOORS FOR VEHICLES WITH POWER DOOR LOCKS AND POWER WINDOWS</p> <p>NOTE 4: G FOR GRAY T FOR TAN</p> <p>NOTE 5: MAP POCKET INCLUDED ON DELUXE MODELS ONLY</p>	

1996 HUMMER PARTS CATALOG

BODY 10-89



P10-032

Figure 10-31. Soft Top Kit and Support Structure (Sheet 1 of 2).

AM General Corporation

05744381

12-31-96

1996 HUMMER PARTS CATALOG

10-90 BODY

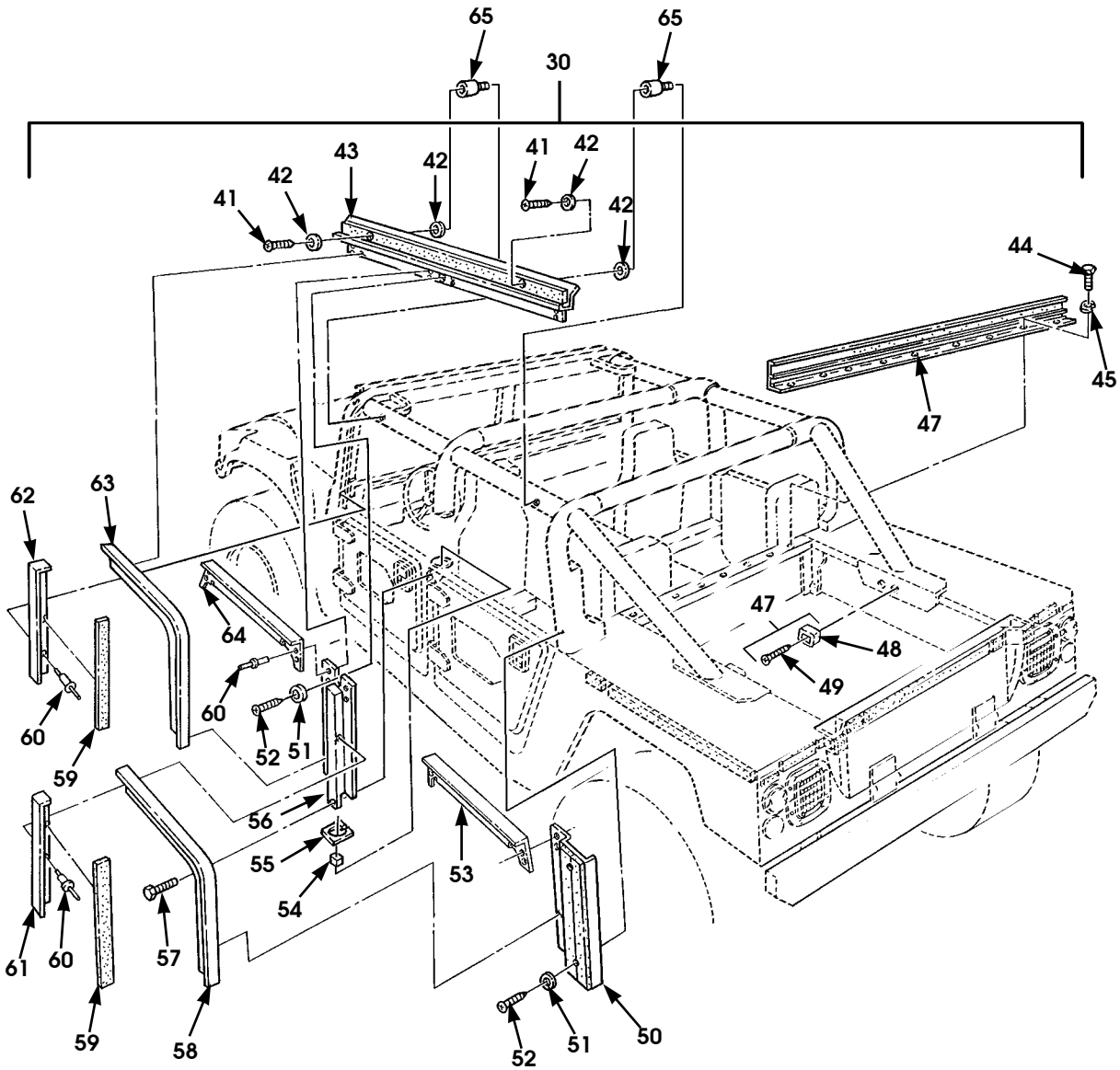


Figure 10-31. Soft Top Kit and Support Structure (Sheet 2 of 2).

1996 HUMMER PARTS CATALOG

BODY 10-91

ITEM	PART NUMBER	DESCRIPTION	QTY
		Figure 10-31 SOFT TOP KIT AND SUPPORT STRUCTURE	
1	06000216 P	SUPPORT ASSEMBLY, soft top, side, L.H. 85	1
2	05939469 G	HANDLE, grab, SEE NOTE 2	4
2	05939469 T	HANDLE, grab, SEE NOTE 2	4
3	MS 00035206 281	SCREW, 1/4 - 20 x 3/4"	8
4	06000027 G	PLUG, grab handle, SEE NOTE 2	8
4	06000027 T	PLUG, grab handle, SEE NOTE 2	8
5	MS 00090728 69	SCREW, 3/8"-16 x 2 3/4" 85	4
6	G 02436163 P2	WASHER, flat, 3/8" 85	66
7	MS 00051943 35	LOCKNUT, 3/8"-16 85	32
8	06000104 P	SUPPORT BAR, center 85	1
9	06000217 P	SUPPORT ASSEMBLY, soft top, side, R.H. 85	1
10	MS 00090728 71	BOLT, 3/8" - 16 x 3 1/4" 85	5
11	06001094	SCREW, 3/8"-16 x 1.0" 85	20
12	06000169 P	SUPPORT ASSEMBLY, C-pillar, rear, R.H. 85	1
13	12340880	WASHER, flat, 7/16" x 1 3/16" 85	8
14	06000168 P	SUPPORT ASSEMBLY, C-pillar, rear, L.H. 85	1
15	MS 00090728 64	BOLT, 3/8" - 16 x 1.5" 85	4
16	06000105 P	SUPPORT BAR, center 85	1
17	12339571	MOUNT, roof. 85	8
18	12339561	PLATE, snubber. 85	8
19	06000408	LOCKNUT, low profile, 3/8" - 16 85	4
20	12338186 52	SPACER, C-pillar mount. 85	4
21	MS 00090728 72	BOLT, 3/8" - 16 x 3.5" 85	4
22	MS 00051943 34	LOCKNUT, 5/16"-24 85	6
23	12339724	WASHER, flat, hardened, 5/8" 85	12
24	AN 00000005 41	BOLT, 5/16"-24 x 4.21" 85	6

AM General Corporation

1996 HUMMER PARTS CATALOG

10-92 BODY

ITEM	PART NUMBER	DESCRIPTION	QTY
		Figure 10-31 SOFT TOP KIT AND SUPPORT STRUCTURE (Cont'd)	
25	06000392 P2	STRIKER, door	2
		85	
26	G 02436165	WASHER, flat, 1/2"	4
		85	
27	12340090 1	CONNECTOR BLOCK, L.H. front/R.H. rear	2
		85	
28	12340090 2	CONNECTOR BLOCK, R.H. front/L.H. rear	2
		85	
29	MS 00051943 40	LOCKNUT, 1/2"-20	2
		85	
30	05742959	KIT, soft top, basic, tan	1
		85	
30	05743015	KIT, soft top, basic, tan w/o tonneau cover	1
		85	
30	06004805	KIT, soft top, basic, white	1
30	06004806	KIT, soft top, w/ full door, white	1
30	06004803	KIT, soft top, basic, black	1
30	06004804	KIT, soft top, w/ full door, black	1
30	06004400	KIT, soft top, basic, tan	1
30	06004802	KIT, soft top, w/ full door, tan	1
31	06004405	•COVER, horizontal rail, L.H., white	1
31	06004403	•COVER, horizontal rail, L.H., black	1
31	06004402	•COVER, horizontal rail, R.H., tan	1
32	06001661	•COVER, B-pillar, vertical, L.H., tan	1
		85	
32	06004235	•COVER, B-pillar, vertical, L.H., white	1
		85	
32	06004219	•COVER, B-pillar, vertical, L.H., black	1
		85	
33	06001665	•COVER, B-pillar, center, tan	1
		85	
33	06004239	•COVER, B-pillar, center, white	1
		85	
33	06004223	•COVER, B-pillar, center, black	1
		85	
34	06001662	•COVER, B-pillar, vertical, R.H., tan	1
		85	
34	06004236	•COVER, B-pillar, vertical, R.H., white	1
		85	
34	06004220	•COVER, B-pillar, vertical, R.H., black,	1
		85	
35	06004406	•COVER, horizontal rail, R.H., white	1
35	06004404	•COVER, horizontal rail, R.H., black	1
35	06004401	•COVER, horizontal rail, R.H., tan	1
36	06001664	•COVER, C-pillar, vertical, R.H., tan	1
		85	

1996 HUMMER PARTS CATALOG

12-31-96

BODY 10-93

ITEM	PART NUMBER	DESCRIPTION	QTY
		Figure 10-31 SOFT TOP KIT AND SUPPORT STRUCTURE (Cont'd)	
36	06004238	•COVER, C-pillar, vertical, R.H., white 85	1
36	06004222	•COVER, C-pillar, vertical, R.H., black 85	1
37	06001668	•COVER, C-pillar support brace, R.H., tan 85	1
37	05743841	•COVER, C-pillar support brace, R.H., black 85	1
37	05743843	•COVER, C-pillar, support brace, R.H., white 85	1
38	06001666	•COVER, C-pillar, center, tan 85	1
39	05743840	•COVER, C-pillar support brace, L.H., black 85	1
39	05743842	•COVER, C-pillar support brace, L.H., white. 85	1
★ 39	06001667	•COVER, C-pillar support brace, L.H., tan 85	1
40	06001663	•COVER, C-pillar, vertical, L.H., tan 85	1
40	06004237	•COVER, C-pillar, vertical, L.H., white 85	1
40	06004221	•COVER, C-pillar vertical, L.H., black 85	1
41	06001675	•SCREW, #10-32 x 2.0" 85	4
42	12339724	•SPACER, washer, flat, SEE NOTE 1 85	V
43	06001653	•HORIZONTAL RAIL, with pvc-velcro extrusion, L.H. 85	1
43	06001654	•HORIZONTAL RAIL, with pvc-velcro extrusion, R.H. 85	1
44	NPN	•SCREW 85	2
45	NPN	•WASHER 85	2
46	06001658	•TONNEAU, rear curtain extrusion with pvc-velcro 85	1
46	06003665	•EXTRUSION, tonneau. 85	1

12-31-96

1996 HUMMER PARTS CATALOG

10-94 BODY

ITEM	PART NUMBER	DESCRIPTION	QTY
		Figure 10-31 SOFT TOP KIT AND SUPPORT STRUCTURE (Cont'd)	
47	05742965	•KIT, tonneau assembly 85	1
48	S.I.K.	••BRACKET, tonneau cover bow 85	2
49	S.I.K.	••SCREW, #10-32 x .38.	4
50	06001656	•EXTRUSION, C-pillar, with 1-inch velcro tape, L.H. 85	1
50	06001657	•EXTRUSION, C-pillar, with 1-inch velcro tape, R.H. 85	1
51	06002631	•WASHER, flat, #10 85	6
52	06001674	•SCREW, #10-32 x .75" 85	6
53	06003856 P	•FILLER PANEL, left rear, full door 85	1
53	06003859 P	•FILLER PANEL, right rear, full door 85	1
54	06001807	•SEAL, B-pillar, SEE NOTE 1 85	2
55	06000240	•CLOSE-OFF SEAL, SEE NOTE 1 85	2
56	06001655	•EXTRUSION, B-pillar. 85	2
56	06003857 P	•EXTRUSION, B-pillar, with full door 85	2
★ 57	12340792 P2	•SCREW, self tapping, #10-12, SEE NOTE 1 85	2
58	06001680	•WEATHERSEAL, rear door, L.H. 85	1
58	06001681	•WEATHERSEAL, rear door, R.H. 85	1
59	06001992	•WEATHERSEAL, front edge, door 85	4
60	M2 4243/1-A 404	•RIVET, blind, 1/8" Dia, SEE NOTE 1 85	28
61	06001995	•WIND DEFLECTOR, rear door, L.H. 85	1
61	06001996	•WIND DEFLECTOR, rear door, R.H. 85	1
62	06001993	•WIND DEFLECTOR, front door, L.H. 85	1
62	06001994	•WIND DEFLECTOR, front door, R.H. 85	1

1996 HUMMER PARTS CATALOG

12-31-96

BODY 10-95

ITEM	PART NUMBER	DESCRIPTION	QTY
		Figure 10-31 SOFT TOP KIT AND SUPPORT STRUCTURE (Cont'd)	
63	06001678	•WEATHERSEAL, front door, L.H. 85	1
63	06001679	•WEATHERSEAL, front door, R.H. 85	1
64	06003855 P	•FILLER PANEL, left front, full door. 85	1
64	06003858 P	•FILLER PANEL, right front, full door 85	1
★ 65	06002765	STAND-OFF, horizontal rail 85	4
NOTE 1: NOT PART OF KIT P/N 05742959 NOTE 2: T FOR TAN G FOR GRAY			

1996 HUMMER PARTS CATALOG

10-96 BODY

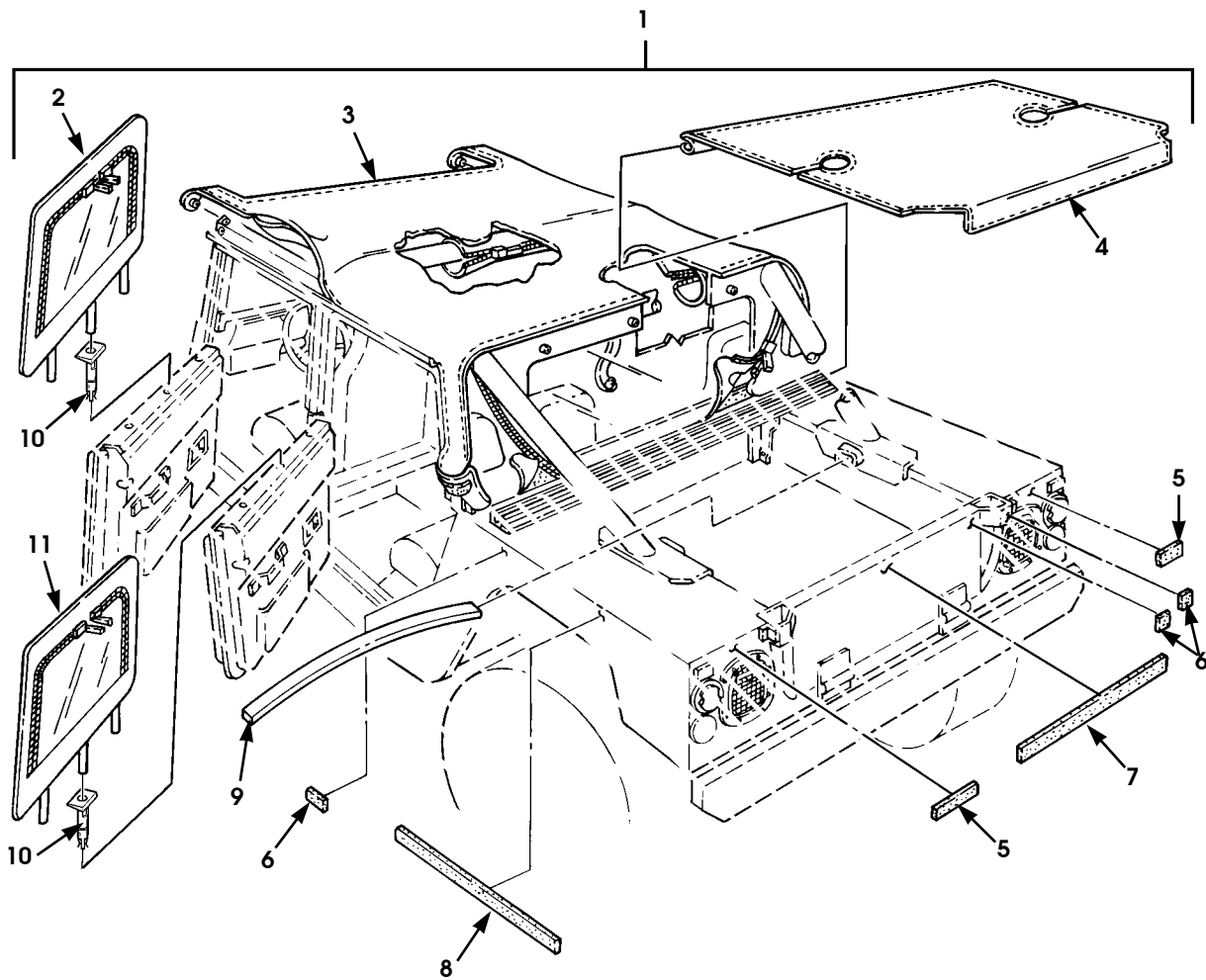


Figure 10-32. Four-Man Soft Top Kit, Basic.

1996 HUMMER PARTS CATALOG

12-31-96

BODY 10-97

ITEM	PART NUMBER	DESCRIPTION	QTY
		Figure 10-32 FOUR-MAN SOFT TOP KIT, BASIC	
1	05742959	KIT, soft top, basic, tan. (includes top and tonneau cover, side curtains, all attaching hardware, and covers over metal top support structure)	1
1	06004803	85 KIT, soft top, basic, black. (includes top and tonneau cover, side curtains, all attaching hardware, and covers over metal top support structure)	1
1	06004805	85 KIT, soft top, basic, white. (includes top and tonneau cover, side curtains, all attaching hardware, and covers over metal top support structure)	1
2	06001649	85 •DOOR, upper front, L.H., tan	1
2	06004229	85 •DOOR, upper front, L.H, white.	1
2	06004213	85 •DOOR, upper front, L.H, black.	1
2	06001650	85 •DOOR, upper front, R.H., tan	1
2	06004230	85 •DOOR, upper front, R.H., white	1
2	06004214	85 •DOOR, upper front, R.H., black	1
3	06001647	85, 90 •TOP ASSEMBLY, tan	1
3	06004211	85, 90 •TOP ASSEMBLY, black	1
3	06004227	85, 90 •TOP ASSEMBLY, white.	1
4	06001648	85, 90 •COVER ASSEMBLY, tonneau, tan	1
★ 4	06004228	85, 90 •COVER ASSEMBLY, tonneau, white	1
★ 4	06004212	85, 90 •COVER ASSEMBLY, tonneau, black	1
5	06001671	83, 85, 90 •PVC EXTRUSION, tonneau with velcro, 9-inch	2
6	06002955	85, 90 •HOOK PATCH, self-adhesive.	6
7	06001669	83, 85, 90 •PVC EXTRUSION, tonneau with velcro, 43-inch	1
8	06001670	83, 85, 90 •PVC EXTRUSION, tonneau with velcro, 41-inch	2
9	05742965	85 •BOW, kit, tonneau cover.	1

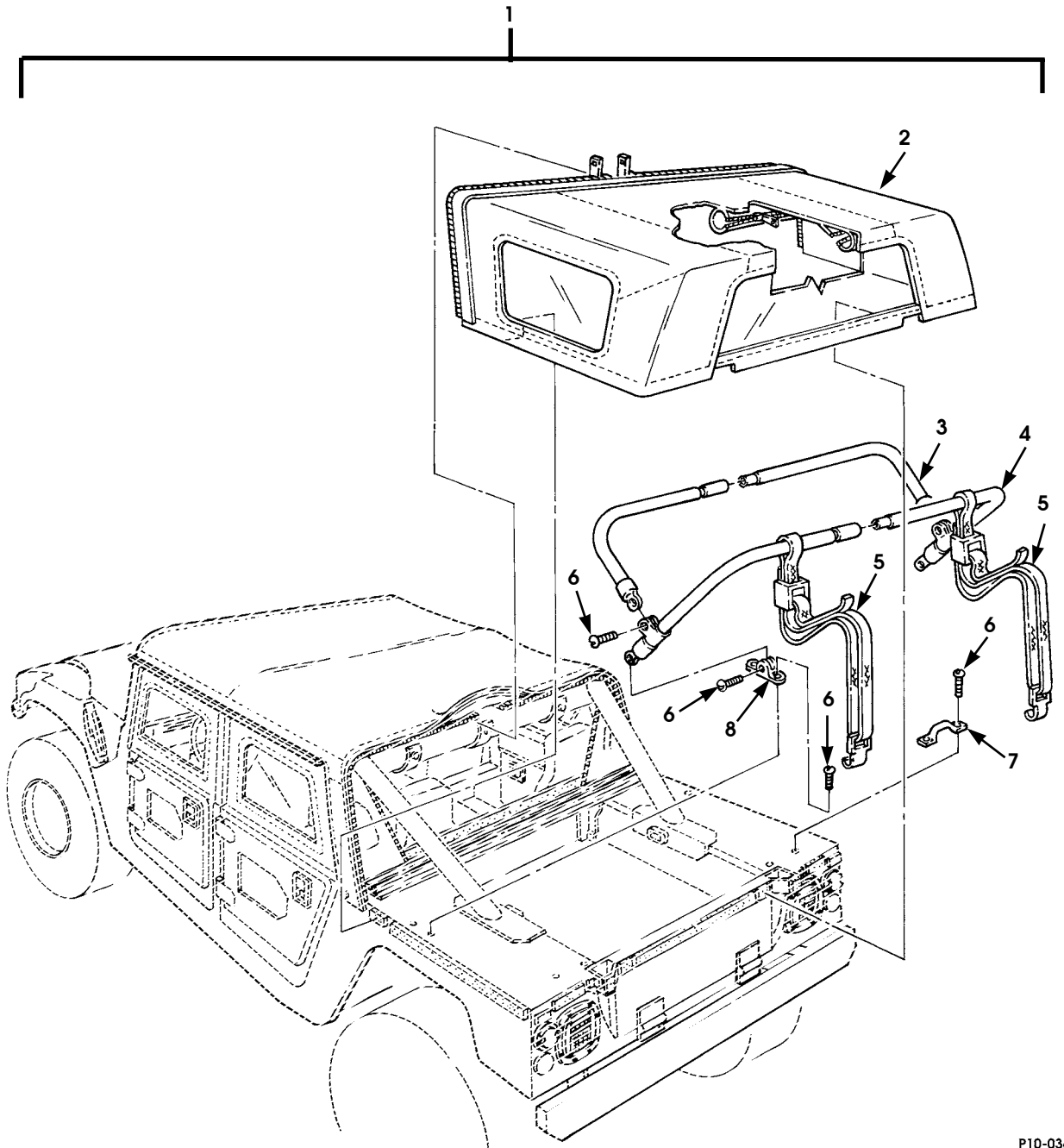
1996 HUMMER PARTS CATALOG

10-98 BODY

ITEM	PART NUMBER	DESCRIPTION	QTY
		Figure 10-32 FOUR-MAN SOFT TOP KIT, BASIC (Cont'd)	
10	06000977	•GROMMET, door window	4
11	06001651	•DOOR, upper rear, L.H., tan	1
		85	
11	06004231	•DOOR, upper rear, L.H., white	1
		85	
11	06004215	•DOOR, upper rear, L.H., black	1
		85	
11	06001652	•DOOR, upper rear, R.H., tan	1
		85	
11	06004232	•DOOR, upper rear, R.H., white	1
		85	
11	06004216	•DOOR, upper rear, R.H., black	1
		85	

1996 HUMMER PARTS CATALOG

10-100 BODY



P10-036

Figure 10-33. Four-Man Soft Top Kit, Station Wagon.

1996 HUMMER PARTS CATALOG

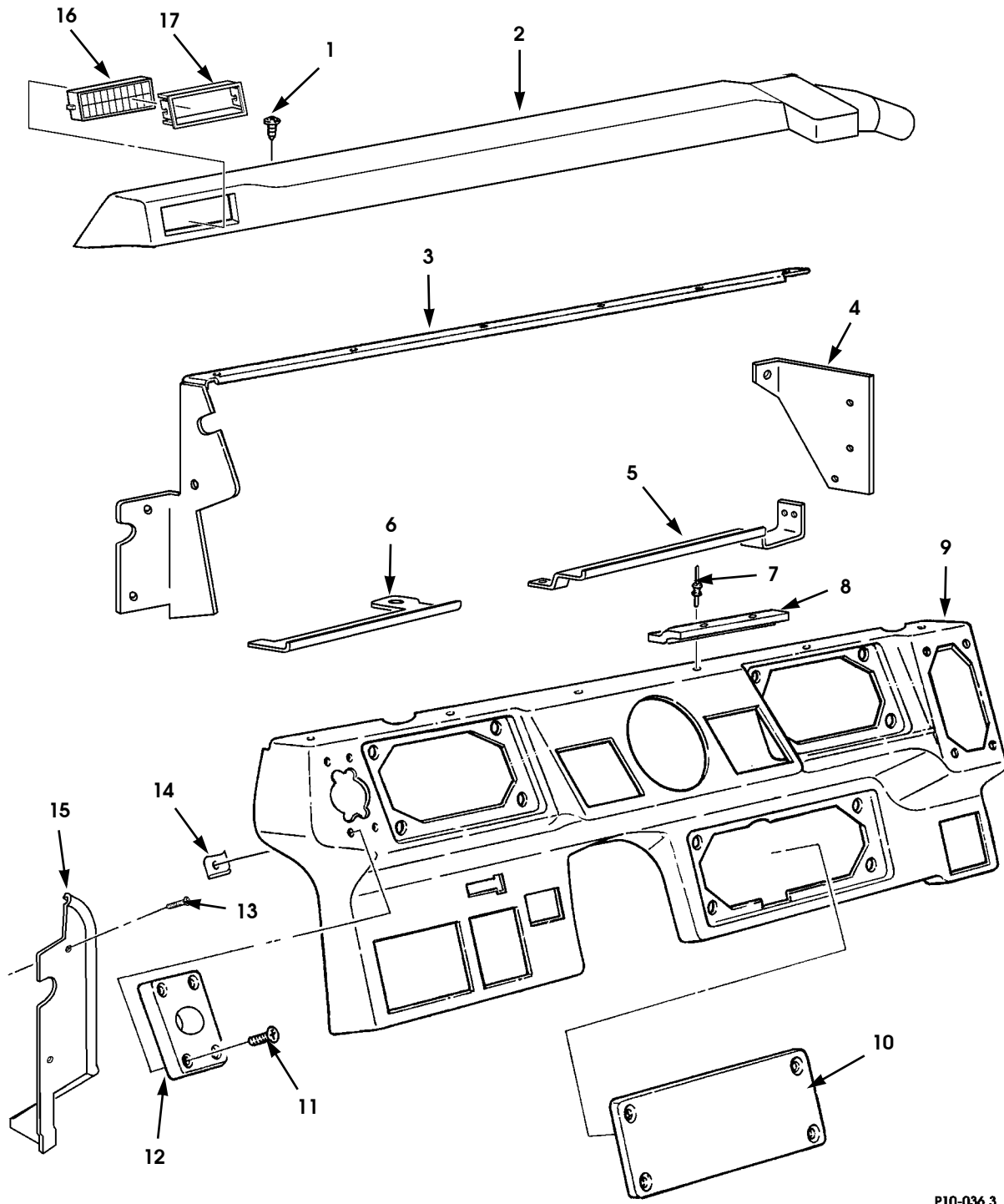
BODY 10-101

ITEM	PART NUMBER	DESCRIPTION	QTY
		Figure 10-33 FOUR-MAN SOFT TOP KIT, STATION WAGON	
1	05742960	KIT, soft top, tan	1
		85, 90	
1	06004208	KIT, soft top, white	1
		85, 90	
1	06004069	KIT, soft top, black	1
		85, 90	
2	06001714	•COVER ASSEMBLY, soft top, tan	1
		85, 90	
2	06004209	•COVER ASSEMBLY, soft top, white	1
		85, 90	
2	06004070	•COVER ASSEMBLY, soft top, black	1
		85, 90	
3	06001715	•BOW ASSEMBLY, front	1
		85, 90	
4	06001716	•BOW ASSEMBLY, rear	1
		85, 90	
5	06001718	•LOOP, extended webbing	2
		85, 90	
6	06001720	•SCREW, #10-32 x .75	12
		85, 90	
7	06001719	•FOOTMAN LOOP.	2
		85, 90	
8	06001717	•BRACKET, hinge	2
		85, 90	
		NOTE: VELCRO STRIP FOR RETAINING THE BOTTOM EDGE IS NOT INCLUDED. SEE FIGURE 10-30 FOR THESE PARTS.	

12-31-96

1996 HUMMER PARTS CATALOG

10-102 BODY



P10-036.3

Figure 10-34. Instrument Panel Assembly, Dash Trim, Crash Pad, and Mounting Hardware.

1996 HUMMER PARTS CATALOG

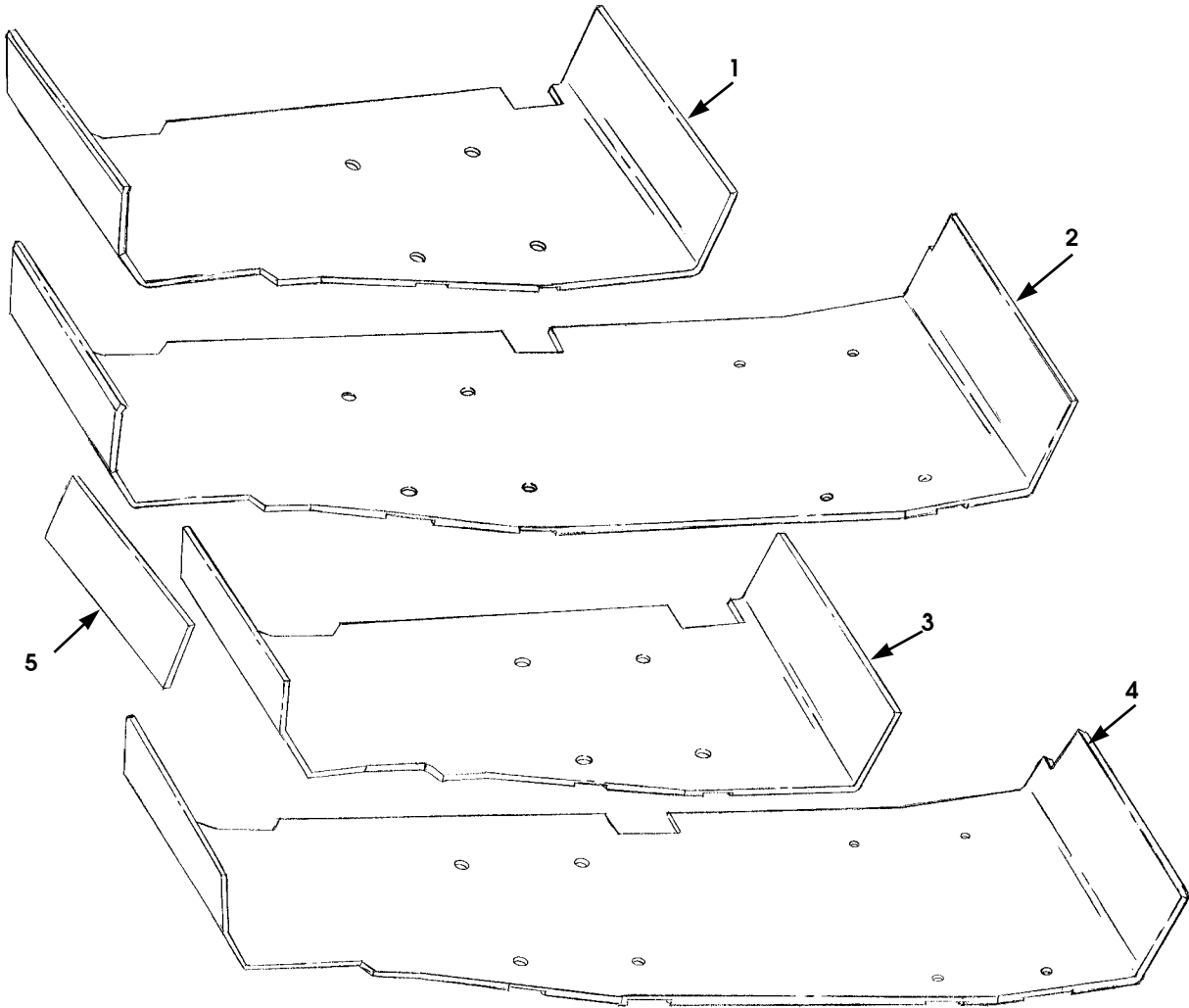
12-31-96

BODY 10-103

ITEM	PART NUMBER	DESCRIPTION	QTY
		Figure 10-34 INSTRUMENT PANEL ASSEMBLY, DASH TRIM, CRASH PAD, AND MOUNTING HARDWARE	
1	06000243	SCREW AND WASHER ASSEMBLY, #8-18 x 1"	2
2	06007054 G	CRASH PAD, L.H., deluxe, SEE NOTE 1	1
2	06007054 T	CRASH PAD, L.H., deluxe, SEE NOTE 1	1
	06006861 G	CRASH PAD, R.H., deluxe (not illustrated) SEE NOTE 1 .	1
	06006861 T	CRASH PAD, R.H., deluxe (not illustrated) SEE NOTE 1 .	1
	06006865	BRACKET, crash pad supt, R.H. (not illustrated)	1
3	06007064	SUPPORT ASSEMBLY, I/P mounting, outer.	1
4	06007415	BRACKET, I/P support, R.H.	1
5	05939272	BRACKET, I/P support, lower	1
6	06007416	BRACKET, I/P support, lower, L.H.	1
7	12339355 1	RIVET, blind, 3/16"	4
8	06007192	BRACKET, I/P crash pad mounting	2
9	06006890	PANEL, instrument	1
10	05939270	PANEL, gauge, lower (blank)	1
11	G 00156770 P2	SCREW, #8-32 x .5"	4
12	06003558	NOZZLE, defroster, side window	1
13	06005624	SCREW, gray, #8 x 1.0"	2
★ 14	06001894	J-NUT, #8, defroster mounting.	4
15	06006289	PANEL, closeout, instrument panel	1
★ 16	06007156	LOUVER DASH PAD	1
★ 17	05744220	LOUVER RECTANGLE.	1
		NOTE 1: T FOR TAN G FOR GRAY	

1996 HUMMER PARTS CATALOG

10-104 BODY



P10-039

Figure 10-35. Floor padding, Front and Rear .

1996 HUMMER PARTS CATALOG

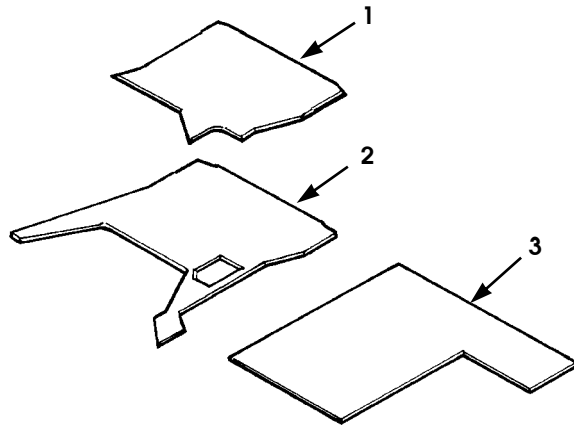
BODY 10-105

ITEM	PART NUMBER	DESCRIPTION	QTY
		Figure 10-35 FLOOR PADDING, FRONT AND REAR	
1	06003155 G	PAD ASSEMBLY, R.H., SEE NOTE 1 82	1
1	06003155 T	PAD ASSEMBLY, R.H., SEE NOTE 1 82	1
1	06004548 G	PAD ASSEMBLY, R.H. 89	1
1	06004548 T	PAD ASSEMBLY, R.H. 89	1
2	06003154 G	PAD ASSEMBLY, R.H., SEE NOTE 1 83, 84, 85, 90	1
2	06003154 T	PAD ASSEMBLY, R.H., SEE NOTE 1 83, 84, 85, 90	1
3	06003443 G	PAD ASSEMBLY, L.H., SEE NOTE 1 82	1
3	06003443 T	PAD ASSEMBLY, L.H., SEE NOTE 1 82	1
3	06004547 G	PAD ASSEMBLY, L.H. 89	1
3	06004547 T	PAD ASSEMBLY, L.H. 89	1
4	06003444 G	PAD ASSEMBLY, L.H., SEE NOTE 1 83, 84, 85, 90	1
4	06003444 T	PAD ASSEMBLY, L.H., SEE NOTE 1 83, 84, 85, 90	1
5	06000970	INSULATION, cowl, front upper	1
		NOTE 1: T for Tan G for Gray	

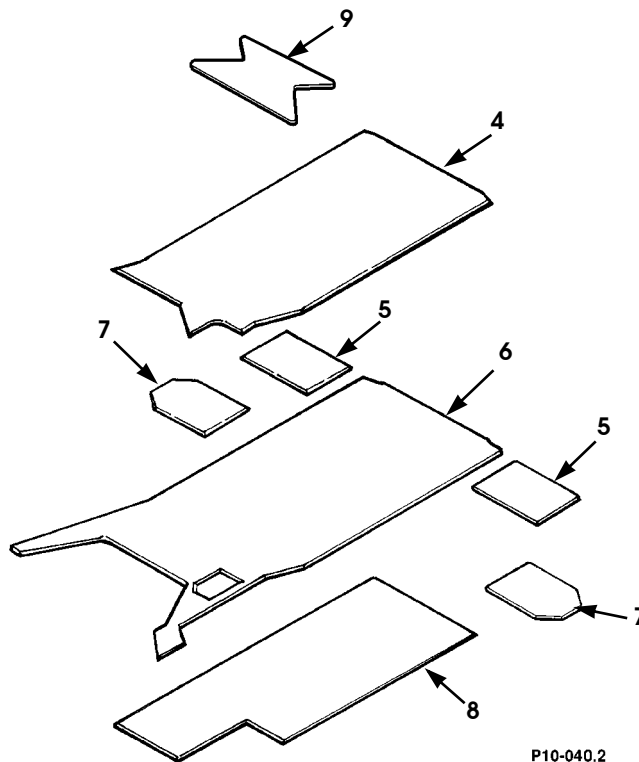
12-31-96

1996 HUMMER PARTS CATALOG

10-106 BODY



TWO-MAN



FOUR-MAN

Figure 10-36. Interior Tunnel Padding, Carpet, and Hardboard.

1996 HUMMER PARTS CATALOG

12-31-96

BODY 10-107

ITEM	PART NUMBER	DESCRIPTION	QTY
		Figure 10-36 INTERIOR TUNNEL PADDING, CARPET, AND HARDBOARD	
★ 1	06004565 G	CARPET, tunnel top, SEE NOTE 1 89	1
★ 1	06004565 T	CARPET, tunnel top, SEE NOTE 1 89	1
1	06001576 G	CARPET, tunnel top, deluxe, SEE NOTE 1 82, 89	1
1	06001576 T	CARPET, tunnel top, deluxe, SEE NOTE 1 82, 89	1
2	06007183 G	PAD ASSEMBLY, tunnel top, SEE NOTE 1 82	1
2	06007183 T	PAD ASSEMBLY, tunnel top, SEE NOTE 1 82	1
2	06007220 G	PAD ASSEMBLY, tunnel top, SEE NOTE 1 89	1
2	06007220 T	PAD ASSEMBLY, tunnel top, SEE NOTE 1 89	1
3	05939735	HARDBOARD, tunnel top 82	1
3	06004566	HARDBOARD, tunnel top 89	1
★ 4	06005239 G	CARPET, tunnel top, deluxe, SEE NOTE 1 83, 84, 85, 90	1
★ 4	06005239 T	CARPET, tunnel top, deluxe, SEE NOTE 1 83, 84, 85, 90	1
4	06005240 G	CARPET, tunnel top, deluxe w/aux seat, SEE NOTE 1 84	1
4	06005240 T	CARPET, tunnel top, deluxe w/aux seat, SEE NOTE 1 84	1
5	05939985 G	PAD ASSEMBLY, tunnel top, RR, outer, SEE NOTE 1 83, 84, 85, 90	2
5	05939985 T	PAD ASSEMBLY, tunnel top, RR, outer, SEE NOTE 1 83, 84, 85, 90	2
★ 6	06007184 G	PAD ASSEMBLY, tunnel top, SEE NOTE 1 83, 85	1
★ 6	06007184 T	PAD ASSEMBLY, tunnel top, SEE NOTE 1 83, 85	1

12-31-96

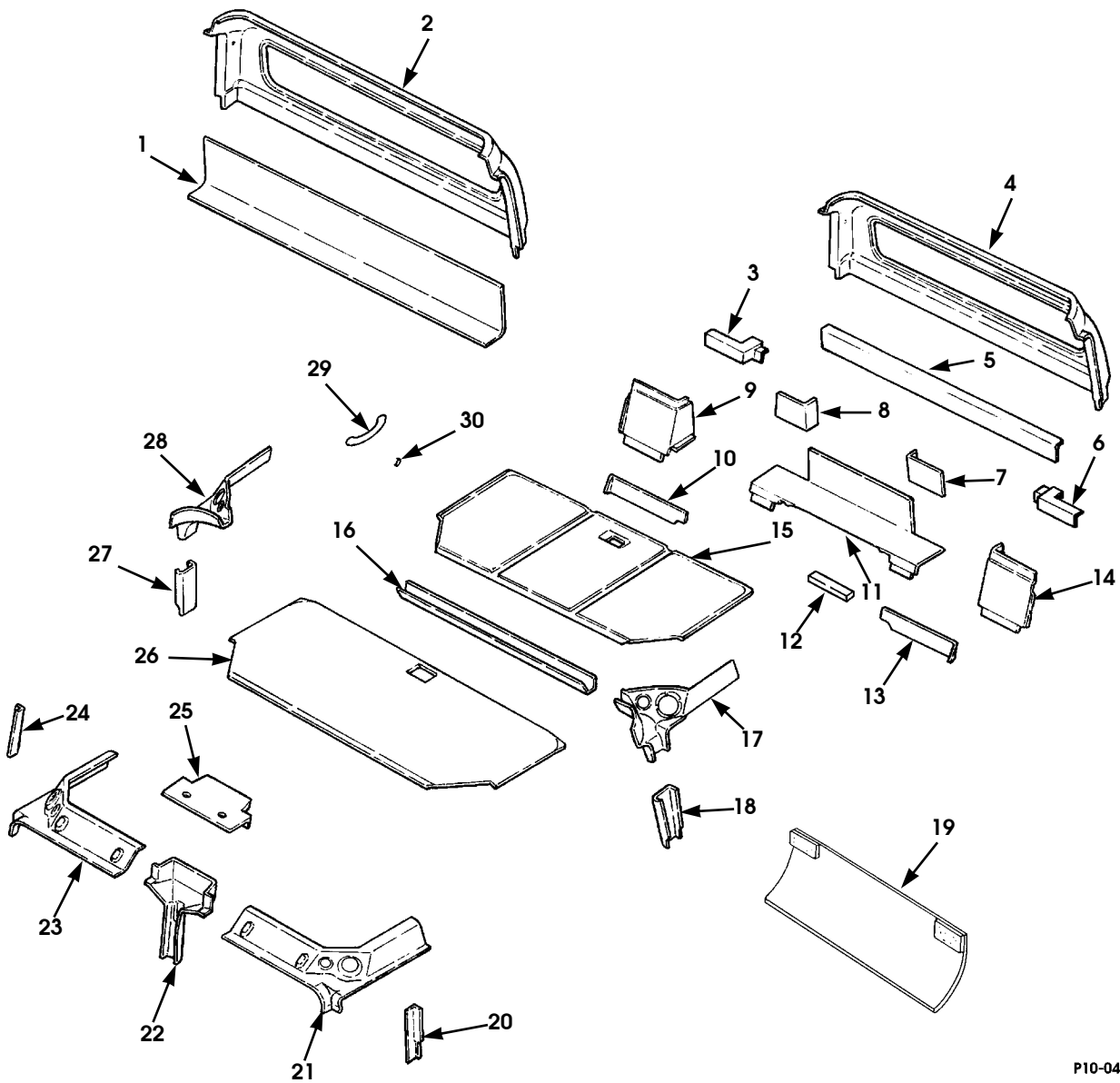
1996 HUMMER PARTS CATALOG

10-108 BODY

ITEM	PART NUMBER	DESCRIPTION	QTY
		Figure 10-36 INTERIOR TUNNEL PADDING, CARPET, AND HARDBOARD (Cont'd)	
6	06007185 G	PAD ASSEMBLY, tunnel top, SEE NOTE 1 84	1
6	06007185 T	PAD ASSEMBLY, tunnel top, SEE NOTE 1 84	1
7	06000870	HARDBOARD, tunnel top, RR, outer 83, 84, 85, 90	2
8	06005229	HARDBOARD, tunnel top 83, 85	1
8	06005230	HARDBOARD, tunnel top 84	1
★ 9	06006162 G	CARPET, console, see NOTE 1	1
★ 9	06006162 T	CARPET, console, see NOTE 1	1
		NOTE 1: T for Tan G for Gray	

1996 HUMMER PARTS CATALOG

10-110 BODY



P10-041

Figure 10-37. Headliner, Roof Trim, Front and Rear Side Trim, Grab Handles, and Mounting Hardware.

1996 HUMMER PARTS CATALOG

12-31-96

BODY 10-111

ITEM	PART NUMBER	DESCRIPTION	QTY	
		Figure 10-37 HEADLINER, ROOF TRIM, FRONT AND REAR SIDE TRIM, GRAB HANDLES, AND MOUNTING HARDWARE		
1	06005174 G	PANEL, rear, lower w/ Clarion radio, SEE NOTE 1 82	1	
1	06005174 T	PANEL, rear, lower w/ Clarion radio, SEE NOTE 1 82	1	
1	06004545 G	PANEL, rear, lower w/ Clarion radio, SEE NOTE 1 89	1	
1	06004545 T	PANEL, rear, lower w/ Clarion radio, SEE NOTE 1 89	1	
1	06003602 G	PANEL, rear, lower, SEE NOTE 1 82	1	
1	06003602 T	PANEL, rear, lower, SEE NOTE 1 82	1	
2	06001196 T	PANEL ASSEMBLY TRIM, rear (standard), SEE NOTE 1 82	1	
2	05939608 G	PANEL ASSEMBLY TRIM, rear (deluxe), SEE NOTE 1 82	1	
2	05939608 T	PANEL ASSEMBLY TRIM, rear (deluxe), SEE NOTE 1 82	1	
2	06004553 G	PANEL ASSEMBLY TRIM, rear (deluxe), SEE NOTE 1 89	1	
2	06004553 T	PANEL ASSEMBLY TRIM, rear (deluxe), SEE NOTE 1 89	1	
★	2	06004546 T	PANEL ASSEMBLY TRIM, standard, rear window surround SEE NOTE 1 89	1
★	2	06004546 G	PANEL ASSEMBLY TRIM, standard rear window surround SEE NOTE 1 89	1
3	06001031 G	PANEL TRIM, wheelhouse, upper, R.H., SEE NOTE 1 85	1	
3	06001031 T	PANEL TRIM, wheelhouse, upper, R.H., SEE NOTE 1 85	1	
4	06003603 T	PANEL ASSEMBLY TRIM, rear (standard), SEE NOTE 1 83	1	
4	05939617 T	PANEL ASSEMBLY TRIM, rear (deluxe), SEE NOTE 1 83	1	
4	05939617 G	PANEL ASSEMBLY TRIM, rear (deluxe), SEE NOTE 1 83	1	
5	06001032 G	PANEL TRIM, rear, SEE NOTE 1 85	1	
5	06001032 T	PANEL TRIM, rear, SEE NOTE 1 85	1	
6	06001030 G	PANEL TRIM, wheelhouse, upper, L.H., SEE NOTE 1 85	1	
6	06001030 T	PANEL TRIM, wheelhouse, upper, L.H., SEE NOTE 1 85	1	

AM General Corporation

12-31-96

1996 HUMMER PARTS CATALOG

10-112 BODY

ITEM	PART NUMBER	DESCRIPTION	QTY
		Figure 10-37 HEADLINER, ROOF TRIM, FRONT AND REAR SIDE TRIM, GRAB HANDLES, AND MOUNTING HARDWARE (Cont'd)	
7	06000185 G	PANEL, amp cover, L.H., SEE NOTE 1 83, 84, 85, 90	1
7	06000185 T	PANEL, amp cover, L.H., SEE NOTE 1 83, 84, 85, 90	1
7	06001028 G	PANEL, amp cover, L.H., SEE NOTE 1 85	1
7	06001028 T	PANEL, amp cover, L.H., SEE NOTE 1 85	1
8	06000186 G	PANEL, amp cover, R.H., SEE NOTE 1 83, 84, 85, 90	1
8	06000186 T	PANEL, amp cover, R.H., SEE NOTE 1 83, 84, 85, 90	1
8	06001029 G	PANEL, amp cover, R.H., SEE NOTE 1 85	1
8	06001029 T	PANEL, amp cover, R.H., SEE NOTE 1 85	1
9	06000184 G	PANEL, wheelhouse, upper, R.H., SEE NOTE 1 83, 85	1
9	06000184 T	PANEL, wheelhouse, upper, R.H., SEE NOTE 1 83, 85	1
9	06002995 G	PANEL, wheelhouse, upper, R.H., SEE NOTE 1 84	1
9	06002995 T	PANEL, wheelhouse, upper, R.H., SEE NOTE 1 84	1
10	06000182 G	PANEL, wheelhouse, lower, R.H., SEE NOTE 1 83, 85	1
10	06000182 T	PANEL, wheelhouse, lower, R.H., SEE NOTE 1 83, 85	1
10	06002993 G	PANEL, wheelhouse, lower, R.H., SEE NOTE 1 84, 85, 90	1
10	06002993 T	PANEL, wheelhouse, lower, R.H., SEE NOTE 1 84, 85, 90	1
11	06001198 G	PANEL, rear, lower, center, SEE NOTE 1 83, 84, 85, 90	1
11	06001198 T	PANEL, rear, lower, center, SEE NOTE 1 83, 84, 85, 90	1
11	06005125 G	PANEL, rear lower, center, w/ Clarion radio, SEE NOTE 1 83, 84, 85, 90	1
11	06005125 T	PANEL, rear lower, center, w/ Clarion radio, SEE NOTE 1 83, 84, 85, 90	1
11	06003602 T	B-BEAM TRIM, SEE NOTE 1 82	1
11	06005174 G	B-BEAM TRIM, w/ Clarion radio, SEE NOTE 1 82	1
11	06005174 T	B-BEAM TRIM, w/ Clarion radio, SEE NOTE 1 82	1

1996 HUMMER PARTS CATALOG

12-31-96

BODY 10-113

ITEM	PART NUMBER	DESCRIPTION	QTY
		Figure 10-37 HEADLINER, ROOF TRIM, FRONT AND REAR SIDE TRIM, GRAB HANDLES, AND MOUNTING HARDWARE (Cont'd)	
12	06001197	BACKING PLATE, trim mounting 82	4
13	06000181 G	PANEL, wheelhouse, lower, L.H., SEE NOTE 1 83	1
13	06000181 T	PANEL, wheelhouse, lower, L.H., SEE NOTE 1 83	1
13	06002992 G	PANEL, wheelhouse, lower, L.H., SEE NOTE 1 83, 84	1
13	06002992 T	PANEL, wheelhouse, lower, L.H., SEE NOTE 1 83, 84	1
14	06000183 G	PANEL, wheelhouse, upper, L.H., SEE NOTE 1 85	1
14	06000183 T	PANEL, wheelhouse, upper, L.H., SEE NOTE 1 85	1
14	06002994 G	PANEL, wheelhouse, upper, L.H., SEE NOTE 1 84	1
14	06002994 T	PANEL, wheelhouse, upper, L.H., SEE NOTE 1 84	1
★ 15	06005257 T	HEADLINER, rear (standard), SEE NOTE 1 83	1
★ 15	06005146 G	HEADLINER, rear (deluxe), SEE NOTE 1 83	1
★ 15	06005146 T	HEADLINER, rear (deluxe), SEE NOTE 1 83	1
16	06001127 T	PANEL ASSEMBLY TRIM, center (standard), SEE NOTE 1 83, 84	1
16	05939614 G	PANEL ASSEMBLY TRIM, center (deluxe), SEE NOTE 1 83, 84	1
16	05939614 T	PANEL ASSEMBLY TRIM, center (deluxe), SEE NOTE 1 83, 84	1
★ 17	06005248 T	PANEL ASSEMBLY TRIM, L.H., B-pillar (standard w/ standard audio system), SEE NOTE 1 83, 84	1
17	06001514 G	PANEL ASSEMBLY TRIM, L.H., B-pillar (standard w/ deluxe audio), SEE NOTE 1 83, 84	1
17	06001514 T	PANEL ASSEMBLY TRIM, L.H., B-pillar (standard w/ deluxe audio), SEE NOTE 1 83, 84	1
★ 17	06005151 G	PANEL ASSEMBLY TRIM, L.H., B-pillar (deluxe w/ deluxe audio system), SEE NOTE 1 83, 84	1
★ 17	06005151 T	PANEL ASSEMBLY TRIM, L.H., B-pillar (deluxe w/ deluxe audio system) , SEE NOTE 1 83, 84	1

1996 HUMMER PARTS CATALOG

10-114 BODY

ITEM	PART NUMBER	DESCRIPTION	QTY
		Figure 10-37 HEADLINER, ROOF TRIM, FRONT AND REAR SIDE TRIM, GRAB HANDLES, AND MOUNTING HARDWARE (Cont'd)	
18	06005991 T	PANEL ASSEMBLY TRIM, L.H., B-pillar, center (standard), SEE NOTE 1	1
		83, 84	
18	06005989 G	PANEL ASSEMBLY TRIM, L.H., B-pillar, center (deluxe), SEE NOTE 1	1
		83, 84	
18	06005989 T	PANEL ASSEMBLY TRIM, L.H., B-pillar, center (deluxe), SEE NOTE 1	1
		83, 84	
19	06001864 G	COVER, amplifier, SEE NOTE 1	1
		82	
19	06001864 T	COVER, amplifier, SEE NOTE 1	1
		82	
20	06001194 T	PANEL ASSEMBLY TRIM, L.H., A-pillar (standard), SEE NOTE 1	1
		82, 83, 84	
20	05939313 G	PANEL ASSEMBLY TRIM, L.H., A-pillar (deluxe), SEE NOTE 1 82, 83, 84	1
20	05939313 T	PANEL ASSEMBLY TRIM, L.H., A-pillar (deluxe), SEE NOTE 1 82, 83, 84	1
21	06006119 G	PANEL ASSEMBLY TRIM, L.H., front, upper, SEE NOTE 1 . . 82, 83, 84	1
21	06006119 T	PANEL ASSEMBLY TRIM, L.H., front, upper, SEE NOTE 1 . . 82, 83, 84	1
22	05939300 G	PANEL ASSEMBLY TRIM, L.H., front, upper, SEE NOTE 1 . . 82, 83, 84	1
22	05939300 T	PANEL ASSEMBLY TRIM, wiper motor (deluxe), SEE NOTE 1 82, 83, 84	1
22	06001024 G	PANEL ASSEMBLY TRIM, wiper motor, SEE NOTE 1 85	1
22	06001024 T	PANEL ASSEMBLY TRIM, wiper motor, SEE NOTE 1 85	1
23	06002730 T	PANEL ASSEMBLY TRIM, R.H., front, upper (standard w/ standard audio system), SEE NOTE 1 . . . 82	1
23	06002730 G	PANEL ASSEMBLY TRIM, R.H., front, upper (standard w/ standard audio system), SEE NOTE 1 . . . 82	1
23	06006120 G	PANEL ASSEMBLY TRIM, R.H., front, upper SEE NOTE 1	1
		82, 83, 84	
23	06006120 T	PANEL ASSEMBLY TRIM, R.H., front, upper SEE NOTE 1	1
		82, 83, 84	

1996 HUMMER PARTS CATALOG

12-31-96

BODY 10-115

ITEM	PART NUMBER	DESCRIPTION	QTY
		Figure 10-37 HEADLINER, ROOF TRIM, FRONT AND REAR SIDE TRIM, GRAB HANDLES, AND MOUNTING HARDWARE (Cont'd)	
24	06001195 T	PANEL ASSEMBLY TRIM, R.H., A-pillar (standard), SEE NOTE 1	1
		82, 83, 84	
24	05939314 G	PANEL ASSEMBLY TRIM, R.H., A-pillar (deluxe), SEE NOTE 1	1
		82, 83, 84	
24	05939314 T	PANEL ASSEMBLY TRIM, R.H., A-pillar (deluxe), SEE NOTE 1	1
		82, 83, 84	
25	06001025 G	PANEL TRIM, upper wiper motor, SEE NOTE 1	1
		85	
25	06001025 T	PANEL TRIM, upper wiper motor, SEE NOTE 1	1
		85	
26	06001705 T	HEADLINER (standard), SEE NOTE 1	1
		82, 83, 84	
26	06001166 G	HEADLINER (deluxe), SEE NOTE 1	1
		82, 83, 84	
26	06001166 T	HEADLINER (deluxe), SEE NOTE 1	1
		82, 83, 84	
★ 26	06005147 G	HEADLINER, front deluxe, w/map lights, SEE NOTE 1 . .	1
		83, 84	
★ 26	06005147 T	HEADLINER, front deluxe, w/map lights, SEE NOTE 1 . .	1
		83, 84	
27	06005992 T	PANEL ASSEMBLY TRIM, R.H., B-pillar, center (standard), SEE NOTE 1	1
		83, 84	
27	06005990 G	PANEL ASSEMBLY TRIM, R.H., B-pillar, center (deluxe), SEE NOTE 1	1
		83, 84	
27	06005990 T	PANEL ASSEMBLY TRIM, R.H., B-pillar, center (deluxe), SEE NOTE 1	1
		83, 84	
★ 28	06005249 T	PANEL ASSEMBLY TRIM, R.H., B-pillar, upper (standard w/ standard audio system), SEE NOTE 1 . .	1
		83, 84	
★ 28	06005168 G	PANEL ASSEMBLY TRIM, R.H., B-pillar, upper (deluxe w/ deluxe audio system), SEE NOTE 1	1
		83, 84	
28	06005168 T	PANEL ASSEMBLY TRIM, R.H., B-pillar, upper (deluxe w/ deluxe audio system), SEE NOTE 1	1
		83, 84	

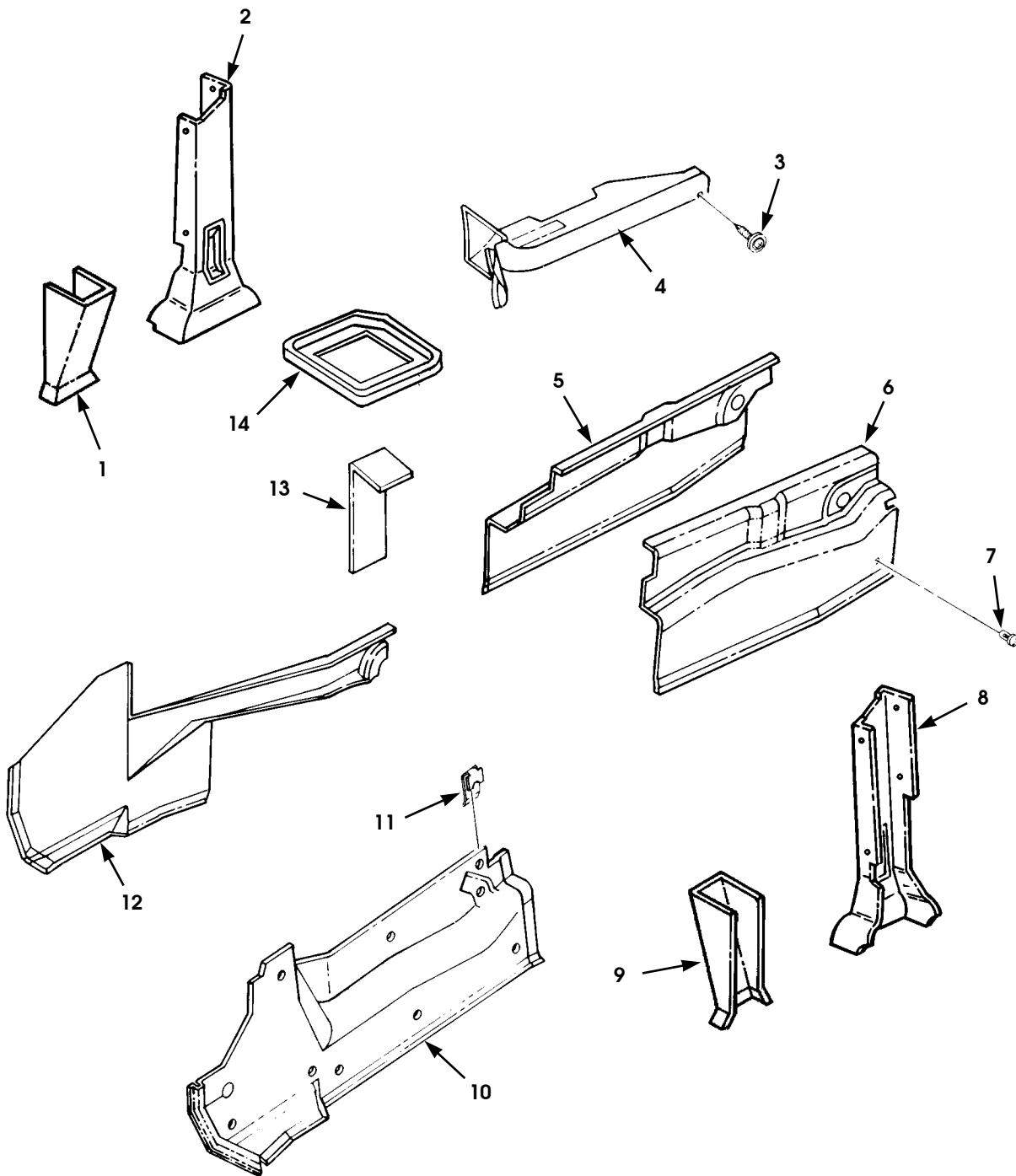
1996 HUMMER PARTS CATALOG

10-116 BODY

ITEM	PART NUMBER	DESCRIPTION	QTY
		Figure 10-37 HEADLINER, ROOF TRIM, FRONT AND REAR SIDE TRIM, GRAB HANDLES, AND MOUNTING HARDWARE (Cont'd)	
29	05939469 G	GRAB HANDLE, SEE NOTE 1 82	2
29	05939469 T	GRAB HANDLE, SEE NOTE 1 82	2
29	05939469 G	GRAB HANDLE, SEE NOTE 1 83, 84	4
29	05939469 T	GRAB HANDLE, SEE NOTE 1 83, 84	4
30	06000027 G	PLUG, grab handle, SEE NOTE 1 82	4
30	06000027 T	PLUG, grab handle, SEE NOTE 1 82	4
30	06000027 G	PLUG, grab handle, SEE NOTE 1 83, 84	8
30	06000027 T	PLUG, grab handle, SEE NOTE 1 83, 84	8
		NOTE 1: T for Tan G for Gray	

1996 HUMMER PARTS CATALOG

10-118 BODY



P10-042

Figure 10-38. Inner Kick Panels and Miscellaneous Trim Panels.

1996 HUMMER PARTS CATALOG

BODY 10-119

ITEM	PART NUMBER	DESCRIPTION	QTY
		Figure 10-38 INNER KICK PANELS AND MISCELLANEOUS TRIM PANELS	
1	06001034 G	PANEL, B-pillar, lower, R.H., SEE NOTE 1 82, 89	1
1	06001034 T	PANEL, B-pillar, lower, R.H., SEE NOTE 1 82, 89	1
2	06004869 G	PANEL, B pillar, lower, R.H. SEE NOTE 1 83, 84, 85, 90	1
2	06004869 T	PANEL, B pillar, lower, R.H. SEE NOTE 1 83, 84, 85, 90	1
3	06002686 G	SCREW AND WASHER ASSEMBLY, #8-18 x 1.0" SEE NOTE 1	56
3	06002686 T	SCREW AND WASHER ASSEMBLY, SEE NOTE 1	56
4	06007264 G	PANEL, shift and parking brake, SEE NOTE 1 82	1
4	06007264 T	PANEL, shift and parking brake, SEE NOTE 1 82	1
4	06007187 G	PANEL, shift and parking brake, SEE NOTE 1 83, 84, 85, 89, 90	1
4	06007187 T	PANEL, shift and parking brake, SEE NOTE 1 83, 84, 85, 89, 90	1
5	06005538 G	PANEL, kick, inner rear, R.H., SEE NOTE 1 89	1
5	06005538 T	PANEL, kick, inner rear, R.H., SEE NOTE 1 89	1
5	06005539 G	PANEL, kick, inner rear, R.H., SEE NOTE 1 83, 84, 85	1
5	06005539 T	PANEL, kick, inner rear, R.H., SEE NOTE 1 83, 84, 85, 90	1
6	06004544 G	PANEL, kick, inner rear, L.H., SEE NOTE 1 89	1
6	06004544 T	PANEL, kick, inner rear, L.H., SEE NOTE 1 89	1
6	06003434 G	PANEL, kick, inner rear, L.H., SEE NOTE 1 83, 84, 85, 90	1
6	06003434 T	PANEL, kick, inner rear, L.H., SEE NOTE 1 83, 84, 85, 90	1
7	06000475 G	CLIP, trim, SEE NOTE 1	44
7	06000475 T	CLIP, trim, SEE NOTE 1	44
8	06004868 G	PANEL, B pillar, lower, L.H. SEE NOTE 1 83, 84, 85, 90	1

AM General Corporation

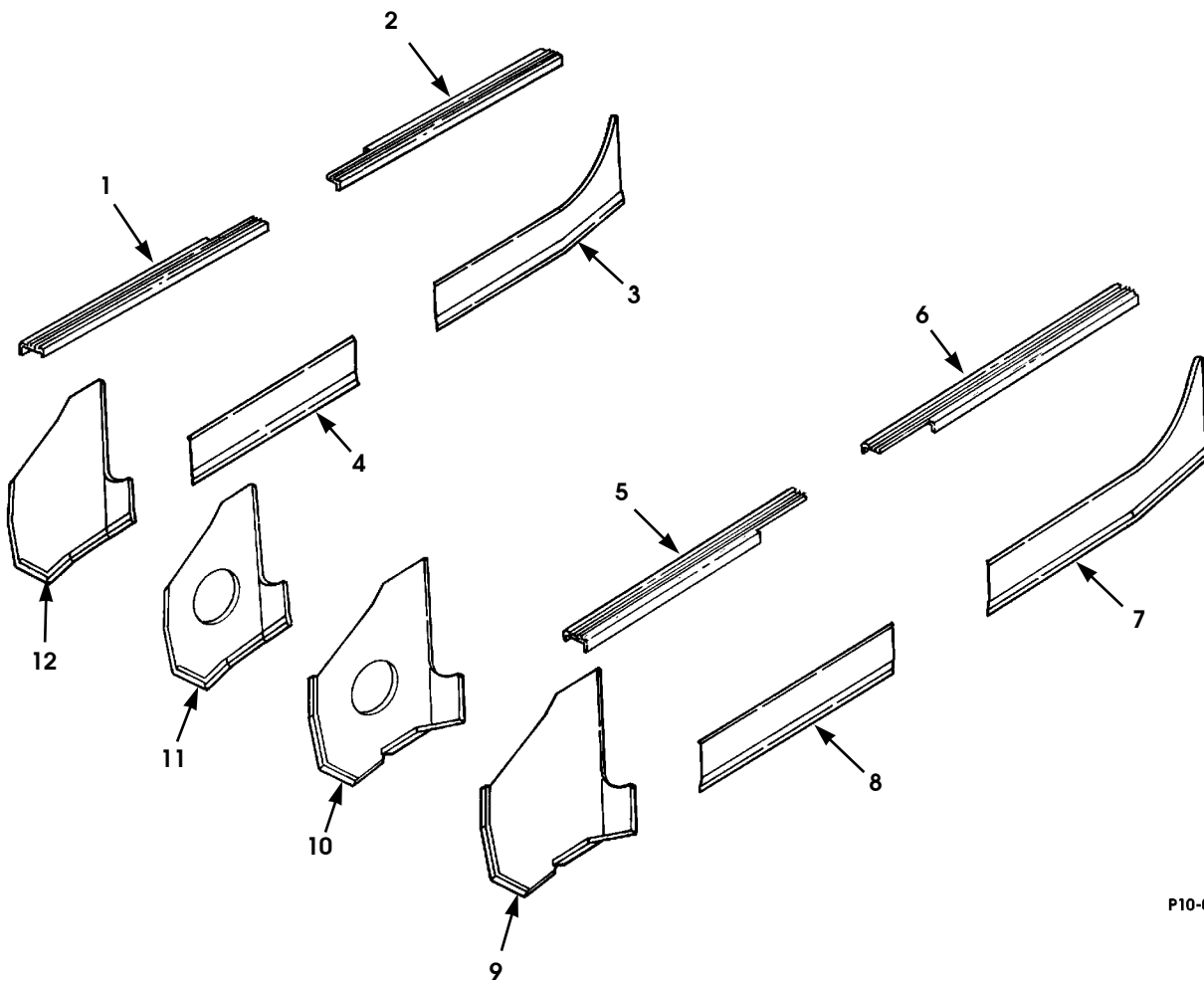
1996 HUMMER PARTS CATALOG

10-120 BODY

ITEM	PART NUMBER	DESCRIPTION	QTY
		Figure 10-38 INNER KICK PANELS AND MISCELLANEOUS TRIM PANELS (Cont'd)	
8	06004868 T	PANEL, B pillar, lower, L.H. SEE NOTE 1	1
		83, 84, 85, 90	
9	06001033 G	PANEL, B-pillar, lower L.H. SEE NOTE 1	1
		82, 89	
9	06001033 T	PANEL, B-pillar, lower L.H. SEE NOTE 1	1
		82, 89	
10	06005542 G	PANEL, kick, inner front, L.H. SEE NOTE 1	1
		82, 89	
10	06005542 T	PANEL, kick, inner front, L.H. SEE NOTE 1	1
		82, 89	
10	06005543 G	PANEL, kick, inner front, L.H. SEE NOTE 1	1
		83, 84, 85, 90	
10	06005543 T	PANEL, kick, inner front, L.H. SEE NOTE 1	1
		83, 84, 85, 90	
11	06000391	SPEEDNUT	56
12	06005540 G	PANEL, inner front, R.H., SEE NOTE 1	1
		82, 89	
12	06005540 T	PANEL, inner front, R.H., SEE NOTE 1	1
		82, 89	
12	06005541 G	PANEL, inner front, R.H., SEE NOTE 1	1
		83, 84, 85, 90	
12	06005541 T	PANEL, inner front, R.H., SEE NOTE 1	1
		83, 84, 85, 90	
13	06000187 G	PANEL, inner rear, R.H., SEE NOTE 1	1
		82	
13	06000187 T	PANEL, inner rear, R.H., SEE NOTE 1	1
		82	
14	06007186	BEZEL, shifter	1
		NOTE 1: T for Tan G for Gray	

1996 HUMMER PARTS CATALOG

10-122 BODY



P10-043

Figure 10-39. Outer Kick Panels Interior Trim.

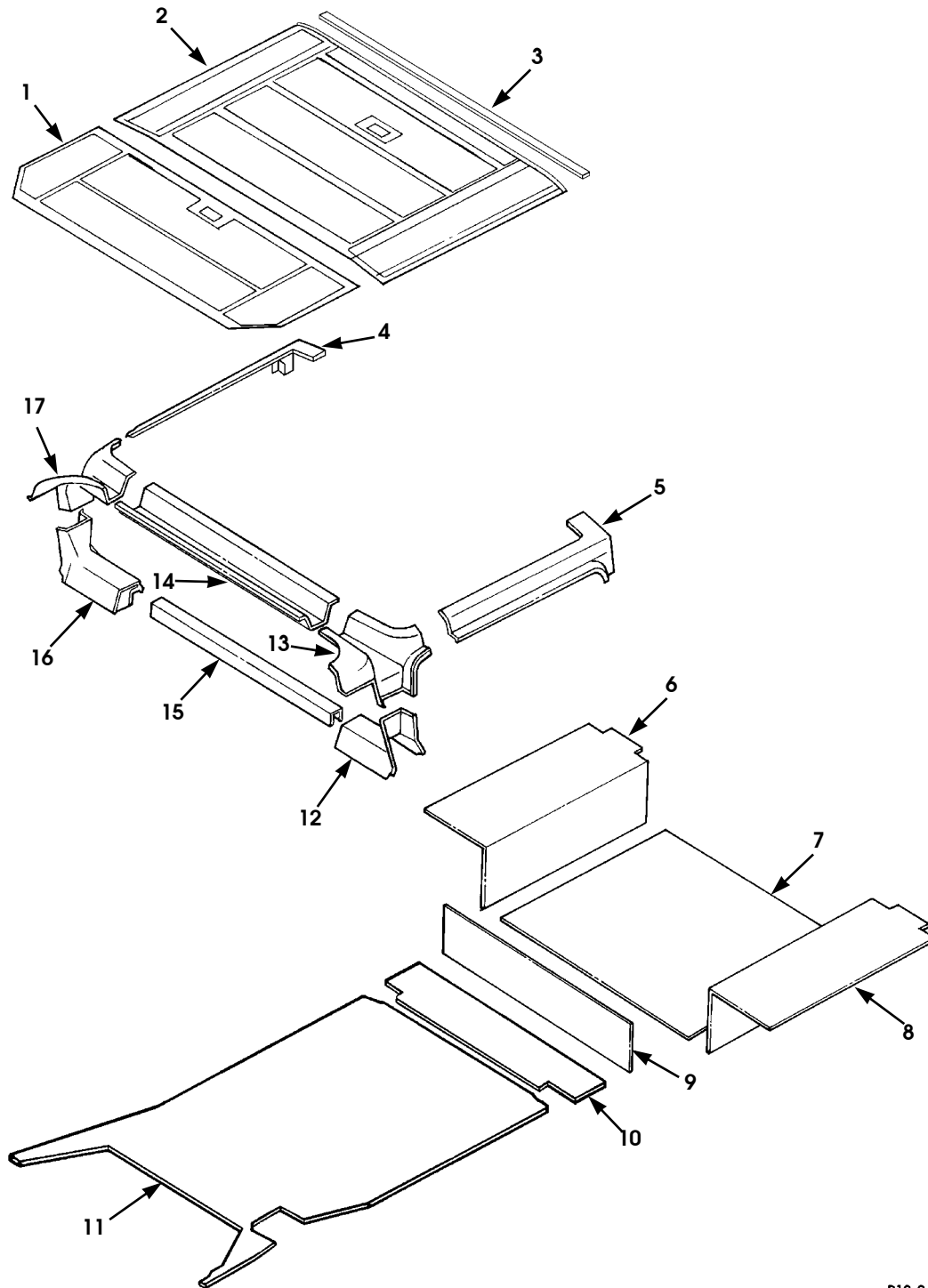
1996 HUMMER PARTS CATALOG

BODY 10-123

ITEM	PART NUMBER	DESCRIPTION	QTY
		Figure 10-39 OUTER KICK PANELS INTERIOR TRIM	
1	06000770	SCUFF PLATE ASSEMBLY, front, R.H.	1
2	06000772	SCUFF PLATE ASSEMBLY, rear, R.H. 83, 84, 85, 90	1
3	05939708 G	PANEL, outer rear, R.H., SEE NOTE 1 83, 84, 85, 90	1
3	05939708 T	PANEL, outer rear, R.H., SEE NOTE 1 83, 84, 85, 90	1
4	06003436 G	PANEL, outer center, R.H., SEE NOTE 1	1
4	06003436 T	PANEL, outer center, R.H., SEE NOTE 1	1
5	06000769	SCUFF PLATE ASSEMBLY, front, L.H.	1
6	06000771	SCUFF PLATE ASSEMBLY, rear, L.H. 83, 84, 85, 90	1
7	05939709 G	PANEL, outer rear, L.H., SEE NOTE 1. 83, 84, 85, 90	1
7	05939709 T	PANEL, outer rear, L.H., SEE NOTE 1. 83, 84, 85, 90	1
8	06003435 G	PANEL, outer center, L.H., SEE NOTE 1	1
8	06003435 T	PANEL, outer center, L.H., SEE NOTE 1	1
9	05939705 G	PANEL, outer front, L.H., SEE NOTE 1 82, 83, 84, 89, 90	1
9	05939705 T	PANEL, outer front, L.H., SEE NOTE 1 82, 83, 84, 89, 90	1
10	06001026 G	PANEL, outer front, L.H., SEE NOTE 1 85	1
10	06001026 T	PANEL, outer front, L.H., SEE NOTE 1 85	1
11	06003423 G	PANEL, outer front, R.H., SEE NOTE 1 85	1
11	06003423 T	PANEL, outer front, R.H., SEE NOTE 1 85	1
12	06003422 G	PANEL, outer front, R.H., SEE NOTE 1 82, 83, 84, 89, 90	1
12	06003422 T	PANEL, outer front, R.H., SEE NOTE 1 82, 83, 84, 89, 90	1
		NOTE 1: T for Tan G for Gray	

1996 HUMMER PARTS CATALOG

10-124 BODY



P10-044

Figure 10-40. Station Wagon Interior Trim.

1996 HUMMER PARTS CATALOG

BODY 10-125

ITEM	PART NUMBER	DESCRIPTION	QTY
		Figure 10-40 STATION WAGON INTERIOR TRIM	
1	06005258 G	HEADLINER, center (standard) 84	1
1	06005258 T	HEADLINER, center (standard) 84	1
1	06005149 G	HEADLINER, center (deluxe) 84	1
1	06005149 T	HEADLINER, center (deluxe) 84	1
2	06001065 G	HEADLINER, rear 84	1
2	06001065 T	HEADLINER, rear 84	1
2	06002728 G	HEADLINER, with deluxe audio, rear 84	1
2	06002728 T	HEADLINER, with deluxe audio, rear 84	1
3	06003659	INSULATION, headliner, rear 84	1
4	06001067 G	PANEL, upper rear, R.H. 84	1
4	06001067 T	PANEL, upper rear, R.H. 84	1
5	06001066 G	PANEL, upper rear, L.H. 84	1
5	06001066 T	PANEL, upper rear, L.H. 84	1
6	06001109 G	CARPET, wheelhouse, R.H. 84	1
6	06001109 T	CARPET, wheelhouse, R.H. 84	1
7	06001110 G	CARPET, cargo floor 84	1
7	06001110 T	CARPET, cargo floor 84	1
8	06001108 G	CARPET, wheelhouse, L.H. 84	1
8	06001108 T	CARPET, wheelhouse, L.H. 84	1
9	06001111 G	CARPET, bulkhead 84	1
9	06001111 T	CARPET, bulkhead 84	1
10	06002988 G	CARPET ASSY, tunnel, center 84	1
10	06002988 T	CARPET ASSY, tunnel, center 84	1
11	06003157 T	PAD ASSY, tunnel, center 84	1

12-31-96

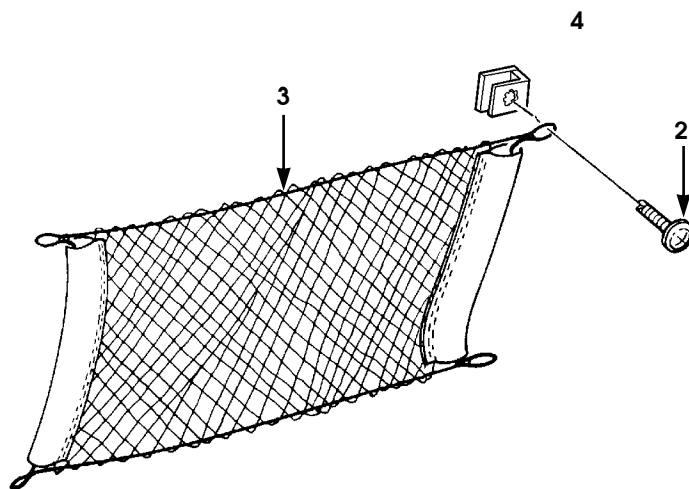
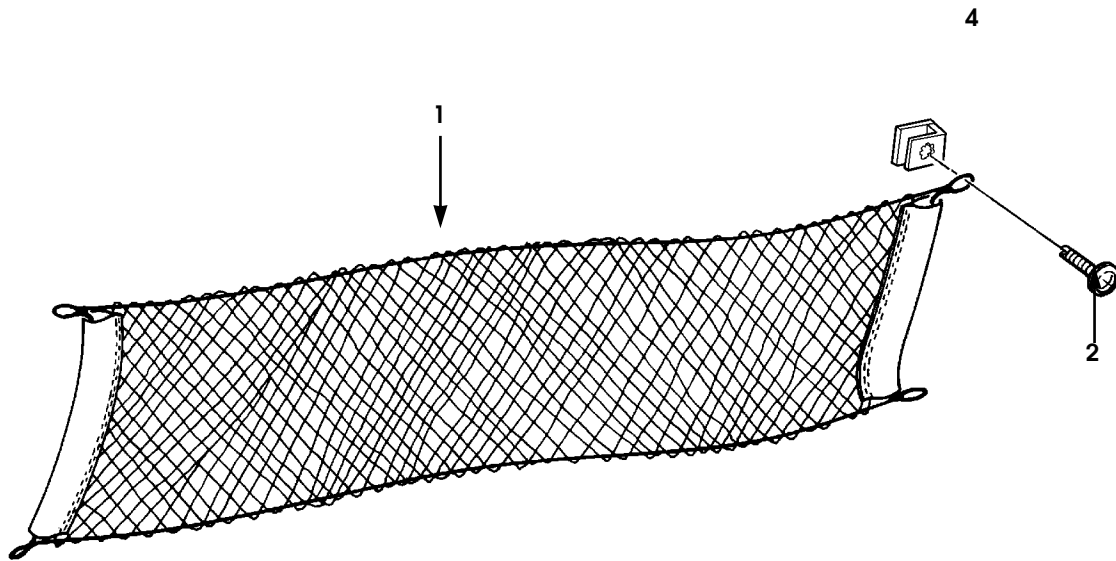
1996 HUMMER PARTS CATALOG

10-126 BODY

ITEM	PART NUMBER	DESCRIPTION	QTY
		Figure 10-40 STATION WAGON INTERIOR TRIM (Cont'd)	
12	06002983 G	PANEL, C- pillar, lower, L.H. (standard) 84	1
12	06002983 T	PANEL, C-pillar, lower, L.H. (standard). 84	1
12	06002981 G	PANEL, C-pillar, lower, L.H. (deluxe). 84	1
12	06002981 T	PANEL, C-pillar, lower, L.H. (deluxe). 84	1
13	06001549 G	PANEL, C-pillar, upper, L.H. (standard) 84	1
13	06001549 T	PANEL, C-pillar, upper, L.H. (standard) 84	1
13	06001068 G	PANEL, C-pillar, upper, L.H. (deluxe) 84	1
13	06001068 T	PANEL, C-pillar, upper, L.H. (deluxe) 84	1
14	06001551	PANEL, C-pillar, center (standard) 84	1
★ 14	06001078 G	PANEL, C-pillar, center (deluxe) 84	1
★ 14	06001078 T	PANEL, C-pillar, center (deluxe) 84	1
15	06001064	PANEL, upper rail 84	1
16	06001548	PANEL, C-pillar, lower, R.H. (standard) 84	1
16	06002984	PANEL, C-pillar, lower, R.H. (standard) 84	1
16	06002982 G	PANEL, C-pillar, lower, R.H. (deluxe) 84	1
16	06002982 T	PANEL, C-pillar, lower, R.H. (deluxe) HMC	1
17	06001550 G	PANEL, C-pillar, upper, R.H. (standard) 84	1
17	06001550 T	PANEL, C-pillar, upper, R.H. (standard) 84	1
17	06001069 G	PANEL, C-pillar, upper, R.H. (deluxe). 84	1
17	06001069 T	PANEL, C-pillar, upper, R.H. (deluxe). 84	1

1996 HUMMER PARTS CATALOG

10-128 BODY



P10-046

Figure 10-41. Cargo Net and Pocket Net.

1996 HUMMER PARTS CATALOG

BODY 10-129

ITEM	PART NUMBER	DESCRIPTION	QTY
		Figure 10-41 CARGO NET AND POCKET NET	
1	06002809	CARGO NET.....	1
2	06000114	SCREW AND WASHER ASSEMBLY, #8-18 x .50".....	8
3	06002808	POCKET NET.....	1
4	MS 00021333 68	P-CLIP.....	8

AM General Corporation

12-31-96

1996 HUMMER PARTS CATALOG

10-130 BODY

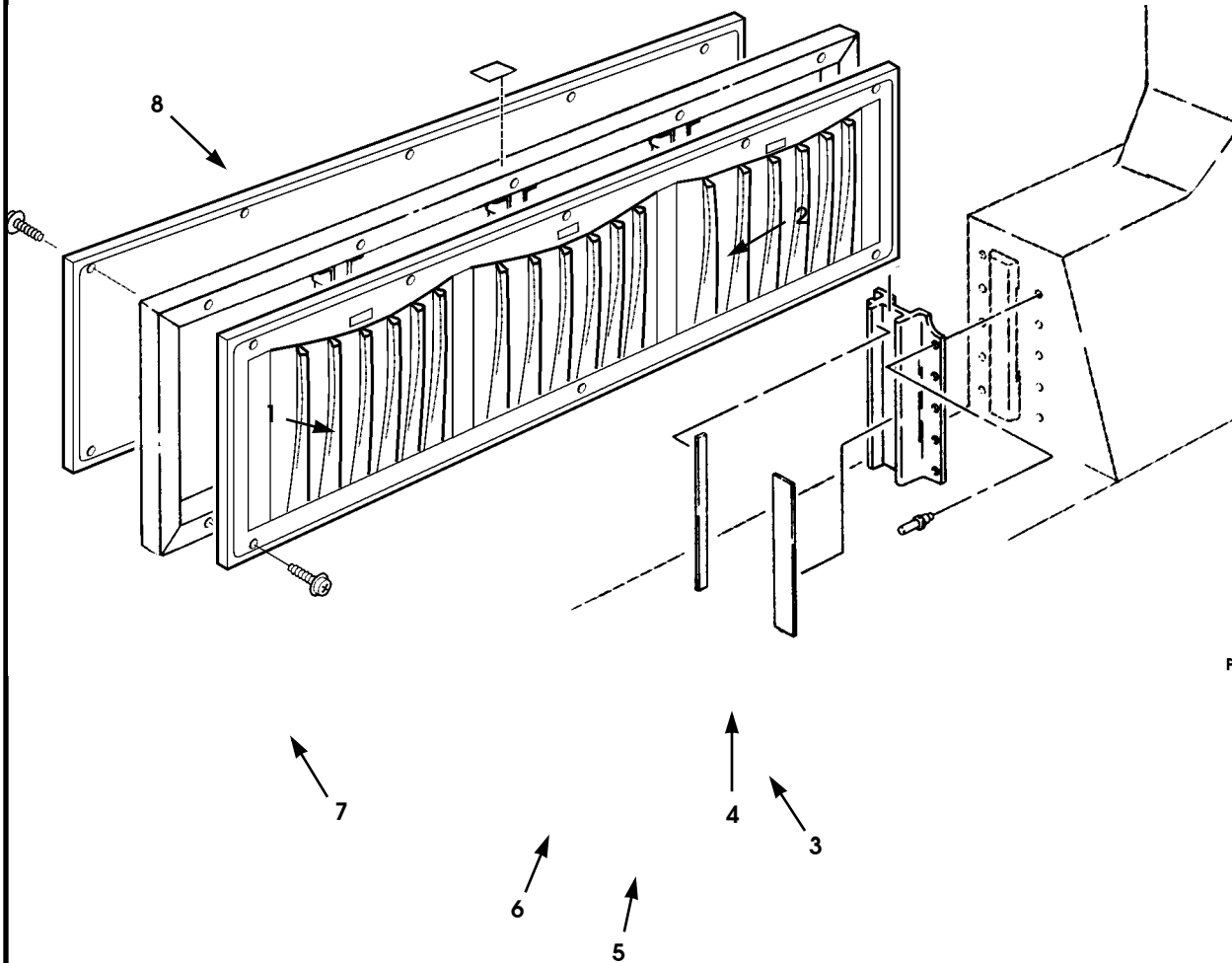


Figure 10-42. Removable Load Barrier.

1996 HUMMER PARTS CATALOG

12-31-96

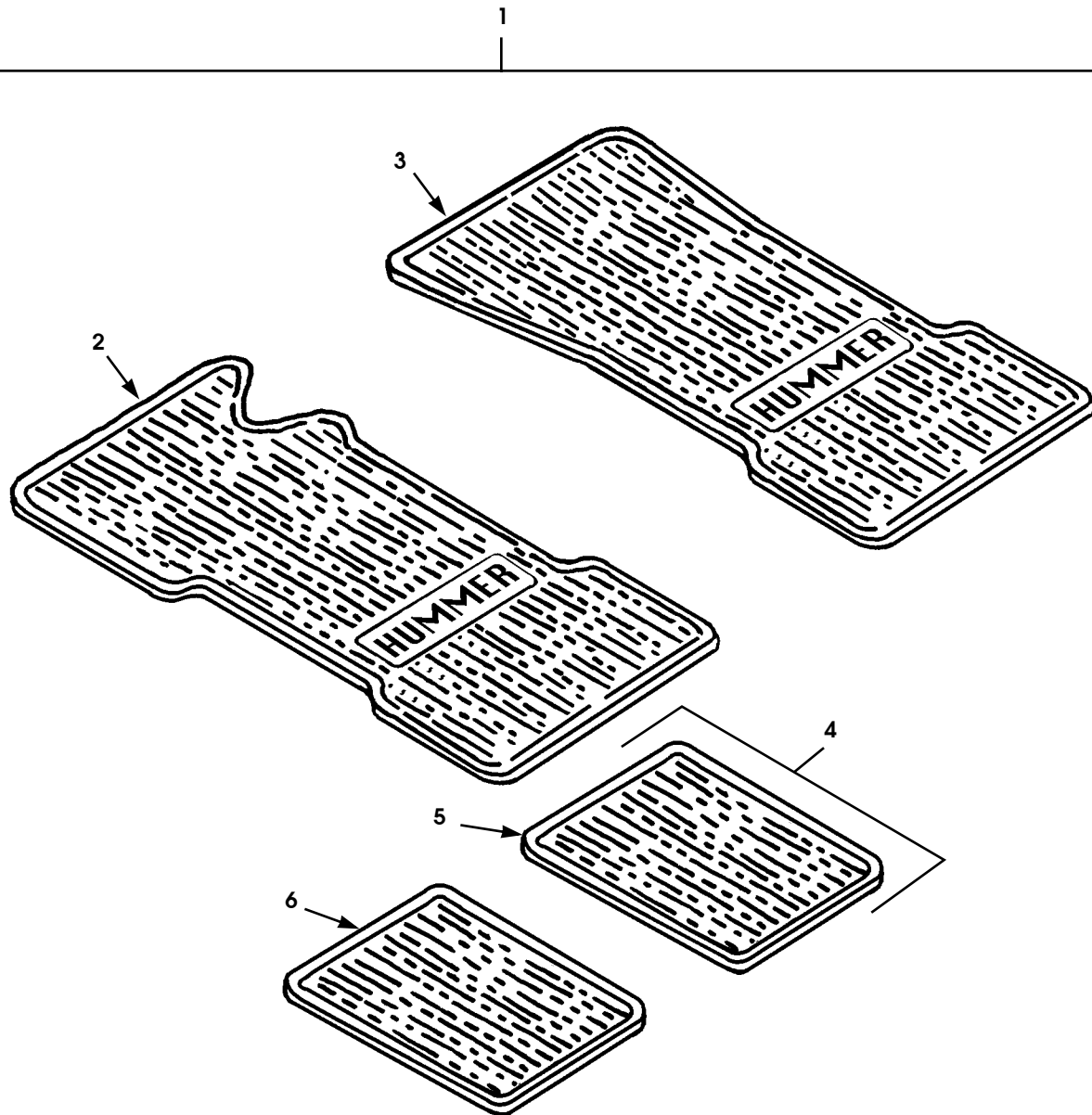
BODY 10-131

ITEM	PART NUMBER	DESCRIPTION	QTY
		Figure 10-42 REMOVABLE LOAD BARRIER	
1	06002978	FRAME ASSEMBLY, load barrier	1
2	06004009	DECAL, load barrier warning	1
3	12339355 1	RIVET	20
4	06003014	BRACKET, L.H., load bar	1
4	06003020	BRACKET, R.H., load bar	1
5	06003015	BUMPER STRIP, center	2
6	06007112	BUMPER STRIP, side	4
★ 7	06002998 G	CARPET, load barrier, gray	1
★ 7	06002998 T	CARPET, load barrier, tan	1
★ 8	06006609 G	POCKET ASSEMBLY, load barrier, gray	1
★ 8	06006609 T	POCKET ASSEMBLY, load barrier, tan	1

8-15-96

1996 HUMMER PARTS CATALOG

10-132 BODY



P13-076

Figure 10-43. Floor Mats

1996 HUMMER PARTS CATALOG

8-15-96

BODY 10-133

ITEM	PART NUMBER	DESCRIPTION	QTY
		Figure 10-43 FLOOR MATS	
1	05743349	KIT, floor mat., tan, front	1
2	S.I.K.	•FLOOR MAT, L.H., front	1
3	S.I.K.	•FLOOR MAT, R.H., front	1
1	05743404	KIT, floor mat, gray, front	1
2	S.I.K.	•FLOOR MAT, L.H., front	1
3	S.I.K.	•FLOOR MAT, R.H., front	1
4	05743350	KIT, floor mat, tan, rear	1
5	S.I.K.	•FLOOR MAT, L.H. rear	1
6	S.I.K.	•FLOOR MAT, R.H. rear	1
4	05743405	KIT, floor mat, gray, rear	1
5	S.I.K.	•FLOOR MAT, L.H., rear	1
6	S.I.K.	•FLOOR MAT, R.H., rear	1

1996 HUMMER PARTS CATALOG

HVAC 11-1

Section 11

HVAC

TITLE	PAGE NUMBER
Climate Control Panel	11-2
A/C Compressor and Mounting Hardware (Non-Turbo Diesel)	11-4
A/C Compressor and Mounting Hardware (Turbo Diesel)	11-6
A/C Compressor and Mounting Hardware (Gas)	11-8
Condenser, Receiver/Dryer, and A/C Hoses	11-10
Water Control Valve and Heater Hoses	11-12
Main A/C-Heat Unit	11-14
Plenum and Related Parts	11-16
Driver's Closeout Panel	11-18
Wiring Harnesses, A/C-Heat	11-20
Auxiliary A/C-Heat	11-22
Auxiliary A/C-Heat Power Head	11-24
Auxiliary A/C-Heat Hoses	11-26
Rear Center Console	11-28

11-2 HVAC

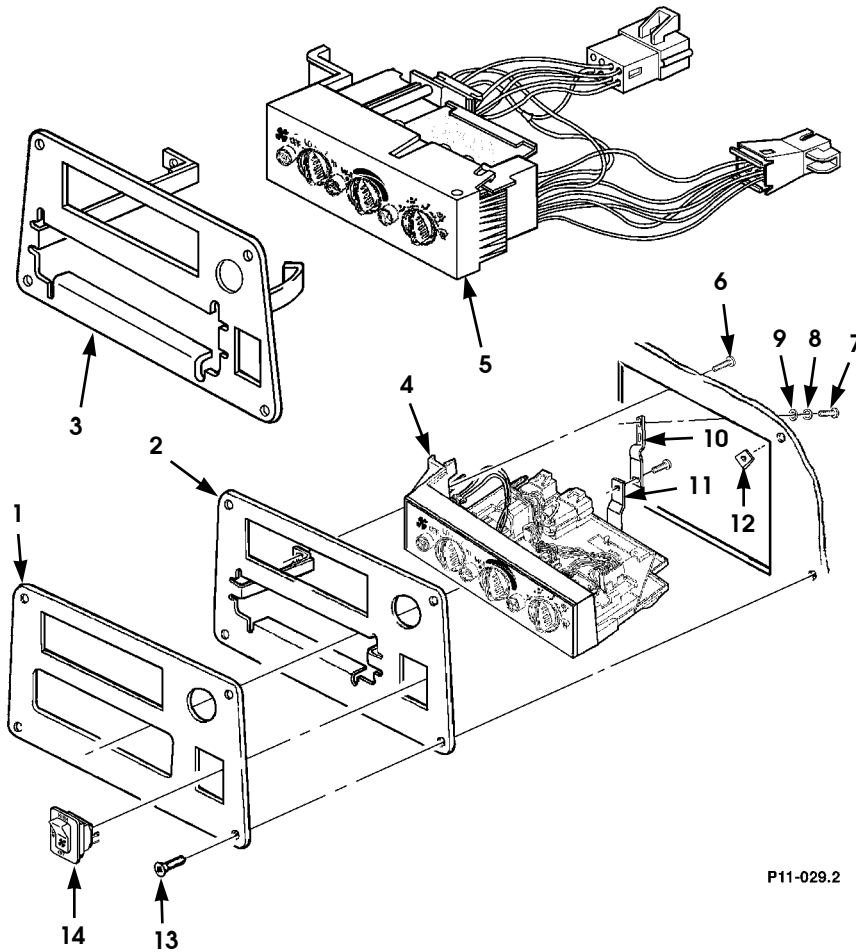


Figure 11-1. Climate Control Panel.

1996 HUMMER PARTS CATALOG

4-1-96

HVAC 11-3

ITEM	PART NUMBER	DESCRIPTION	QTY
		Figure 11-1 CLIMATE CONTROL PANEL	
1	06007462	BEZEL, HVAC controller, w/o radio	1
1	06007104	BEZEL, radio/HVAC controller	1
2	06007223	RETAINER ASSEMBLY, radio/HVAC SEE NOTE 1	1
★ 3	06008168	RETAINER ASSEMBLY, radio/HVAC SEE NOTE 2	1
★ 4	SEE NOTE 3	PANEL, cont (heat only) w/o rear defogger SEE NOTE 1	1
★ 4	SEE NOTE 3	PANEL, cont (heat only) w/rear defogger SEE NOTE 1	1
★ 4	SEE NOTE 3	PANEL, cont (heat-A/C) w/o rear defogger SEE NOTE 1	1
★ 4	SEE NOTE 3	PANEL, cont (heat-A/C) w/rear defogger SEE NOTE 1	1
★ 5	06008156	PANEL, cont (heat only) w/o rear defogger SEE NOTE 2	1
★ 5	06008157	PANEL, cont (heat only) w/rear defogger SEE NOTE 2	1
★ 5	06008158	PANEL, cont (heat-A/C) w/o rear defogger SEE NOTE 2	1
★ 5	06008159	PANEL, cont (heat-A/C) w/rear defogger SEE NOTE 2	1
6	Ⓞ 00164403	SCREW, PHCR tapping #8-32 x .62.	1
7	MS 00035207 265	SCREW, PHCR tapping #10-32 x .75.	2
8	MS 00035338 43	LOCKWASHER, #10	2
9	MS 00027183 42	LOCKWASHER, #10	2
10	06007109	BRACKET, radio/HVAC support	1
11	06007107	BRACKET, HVAC mounting	1
12	12341352	SPEEDNUT, climate control panel	4
13	05939651	SCREW, #10-16 x 3/4	4
14	05743502	SWITCH, two-speed rocker, aux. heat - A/C	1
★		NOTE 1: EARLY MODEL 1996 VEHICLES	
★		NOTE 2: LATE MODEL 1996 VEHICLES	
★		NOTE 3: EARLY MODEL CLIMATE CONTROL PANELS ARE NO LONGER AVAILABLE. TO REPLACE THESE CLIMATE CONTROL PANELS ORDER BOTH THE LATE MODEL CLIMATE CONTROL PANEL AND RETAINER ASSEMBLY, P/N 06008168.	

1996 HUMMER PARTS CATALOG

11-4 HVAC

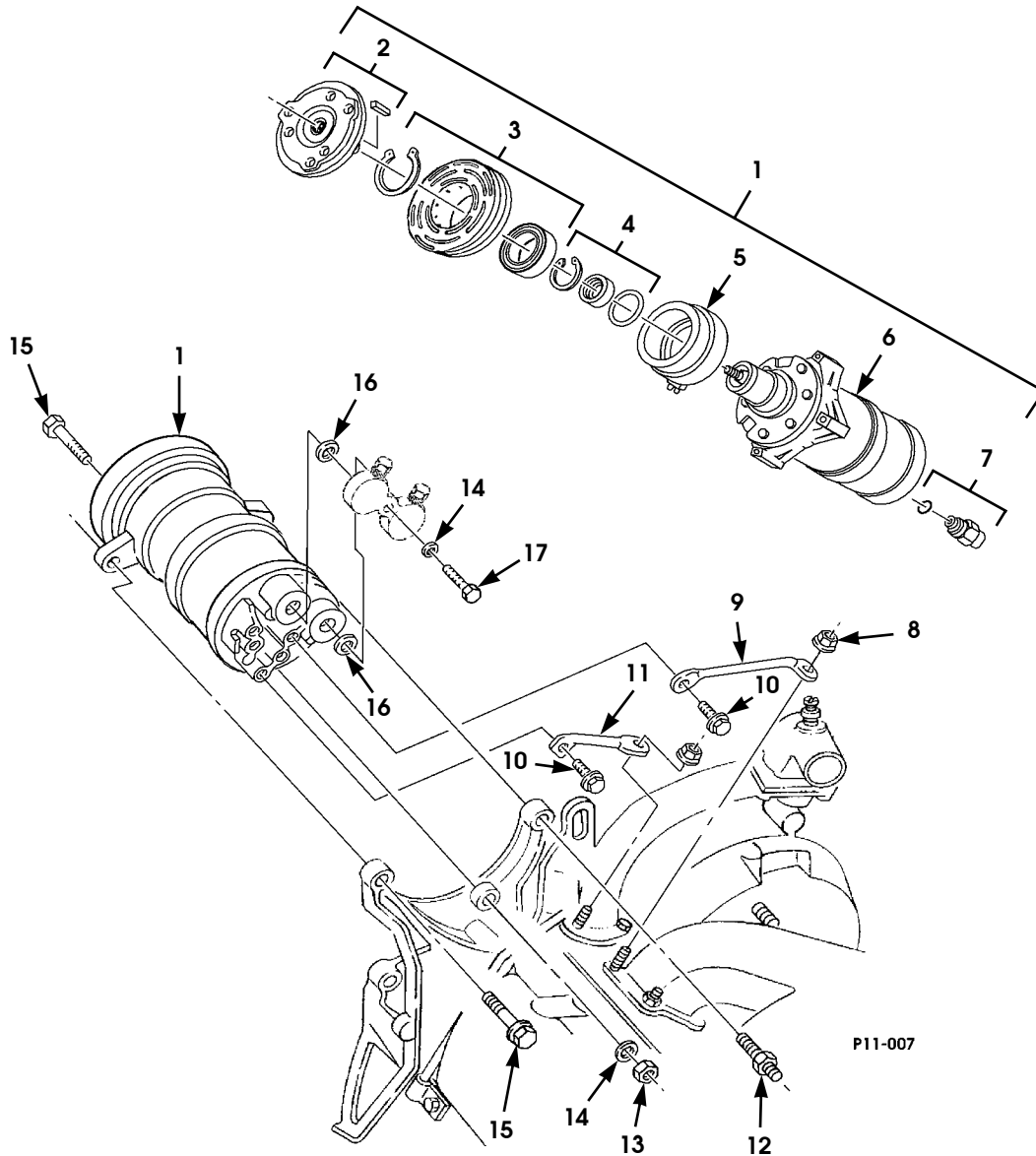


Figure 11-2. A/C Compressor and Mounting Hardware (Non-Turbo Diesel).

1996 HUMMER PARTS CATALOG

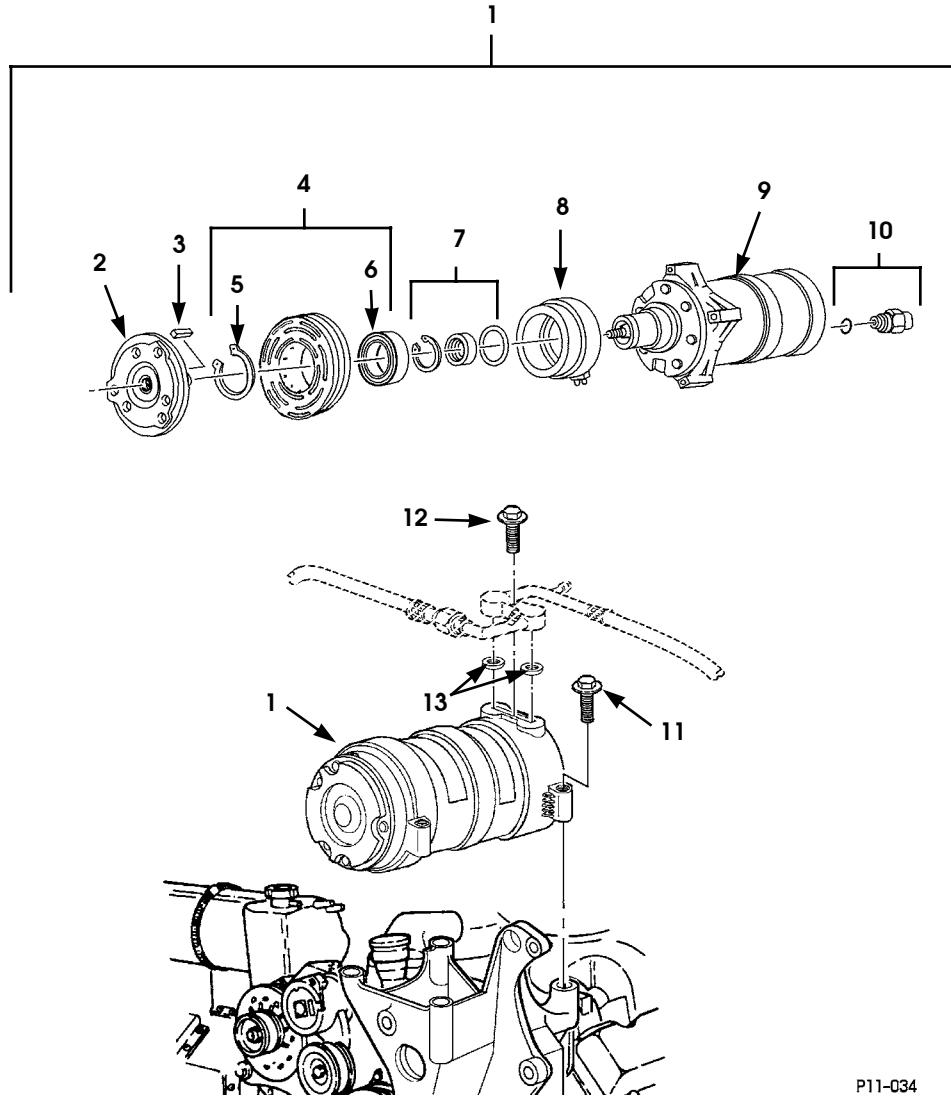
12-31-96

HVAC 11-5

ITEM	PART NUMBER	DESCRIPTION	QTY
		Figure 11-2 A/C COMPRESSOR AND MOUNTING HARDWARE (Non-Turbo Diesel)	
1	06002941	COMPRESSOR ASSEMBLY (Non-Turbo Diesel)	1
2	05744197	•CLUTCH DRIVE AND KEY ASSEMBLY (Non-Turbo Diesel)	1
3	05744198	•PULLEY AND BEARING ASSEMBLY (Non-Turbo Diesel)	1
4	05744204	•SEAL KIT, shaft (Non-Turbo Diesel)	1
5	05744199	•COIL AND HOUSING ASSEMBLY (Non-Turbo Diesel) .	1
6	S.I.A.	•COMPRESSOR (Non-Turbo Diesel)	1
★ 7	05744241	•VALVE, pressure relief (Non-Turbo Diesel)	1
8	Ⓞ 11514597	NUT (Non-Turbo Diesel)	3
9	06003088	BRACE, longitudinal compressor (Non-Turbo Diesel) .	1
10	Ⓞ 11508300	BOLT (Non-Turbo Diesel)	2
11	06003089	BRACE, transverse compressor (Non-Turbo Diesel) . . .	1
12	06003090	STUD, M10 x 50 and M8 x 15 (Non-Turbo Diesel)	1
13	Ⓞ 11502812	NUT, M10-1.5" (Non-Turbo Diesel)	1
14	Ⓞ 11500256	LOCKWASHER, M10 (Non-Turbo Diesel)	2
15	Ⓞ 11508475	BOLT (Non-Turbo Diesel)	2
16	06003079	WASHER, 5/8-inch (Non-Turbo Diesel)	2
17	Ⓞ 11500931	BOLT, M10 x 1.5 x 35 (Non-Turbo Diesel)	1

1996 HUMMER PARTS CATALOG

11-6 HVAC



P11-034

Figure 11-3. A/C Compressor and Mounting Hardware (Turbo Diesel).

1996 HUMMER PARTS CATALOG

12-31-96

HVAC 11-7

ITEM	PART NUMBER	DESCRIPTION	QTY
		Figure 11-3 A/C COMPRESSOR AND MOUNTING HARDWARE (Turbo Diesel)	
1	06006778	COMPRESSOR ASSEMBLY (Turbo Diesel)	1
2	05744520	•CLUTCH DRIVE (Turbo Diesel)	1
3	05743077	•KEY, clutch drive (Turbo Diesel)	1
4	05744510	•PULLEY AND BEARING ASSEMBLY (Turbo Diesel)	1
5	05743075	••RETAINING RING (Turbo Diesel)	1
6	05743078	••BEARING, pulley (Turbo Diesel)	1
7	05743073	•SEAL KIT, Lipseal (Turbo Diesel)	1
8	05744509	•COIL AND HOUSING ASSEMBLY (Turbo Diesel)	1
9	S.I.A.	•COMPRESSOR (Turbo Diesel)	1
★ 10	05744241	•VALVE, pressure relief	1
11	G 11516285	BOLT, compressor to bracket (Turbo Diesel)	4
12	G 11500931	BOLT, compressor assembly (Turbo Diesel)	1
13	06003079	WASHER, 5/8-inch (Turbo Diesel)	2

1996 HUMMER PARTS CATALOG

11-8 HVAC

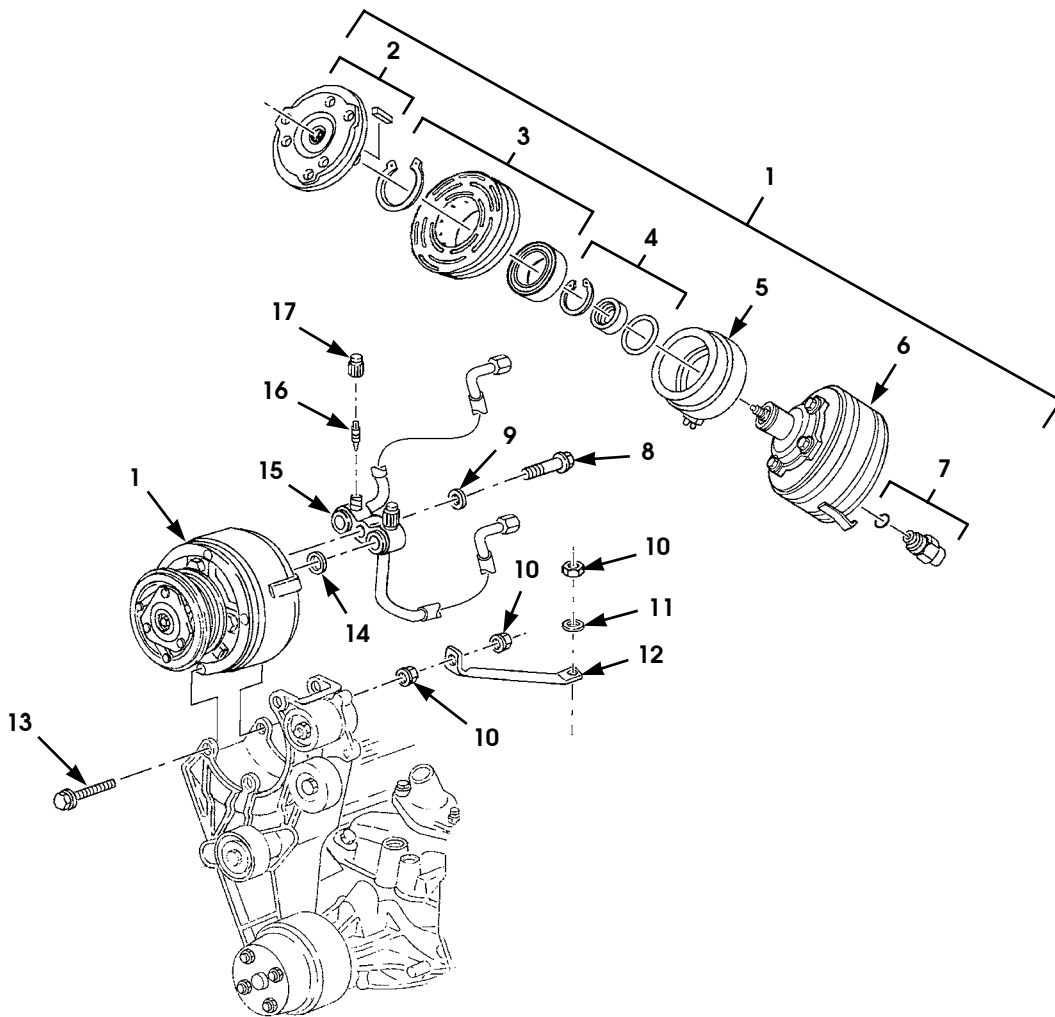


Figure 11-4. A/C Compressor and Mounting Hardware (Gas).

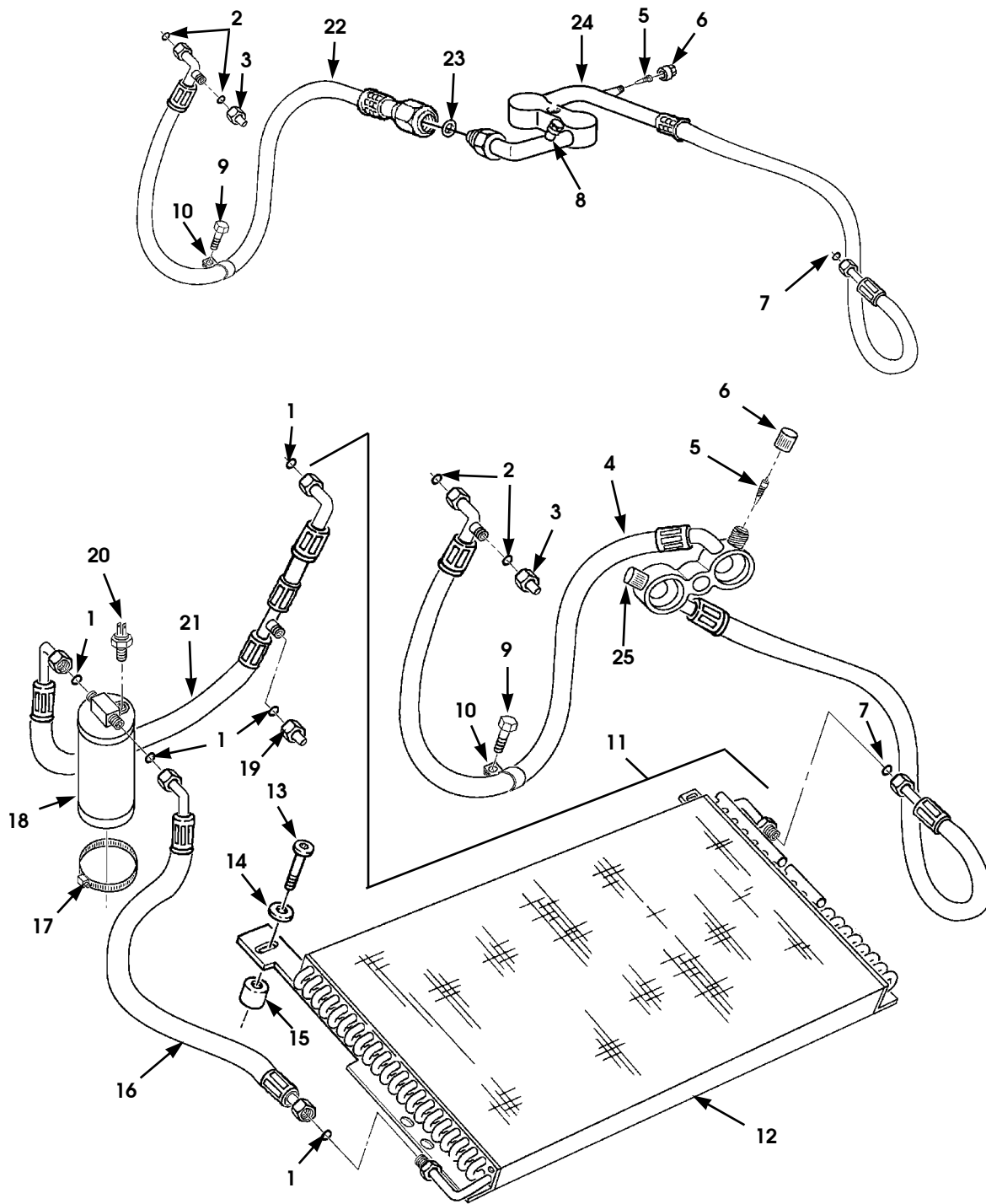
1996 HUMMER PARTS CATALOG

12-31-96

HVAC 11-9

ITEM	PART NUMBER	DESCRIPTION	QTY
		Figure 11-4 A/C COMPRESSOR AND MOUNTING HARDWARE (Gas)	
1	06004286	COMPRESSOR ASSEMBLY, A/C, 134A (Gas)	1
1	06008130	COMPRESSOR ASSEMBLY, A/C dry, not illustrated.	1
2	05744239	•CLUTCH DRIVE AND KEY ASSEMBLY (Gas)	1
3	05744198	•PULLEY AND BEARING ASSEMBLY (Gas)	1
4	05744204	•SEAL KIT, compressor, front (Gas).	1
5	05744240	•COIL AND HOUSING ASSEMBLY (Gas)	1
6	S.I.A.	•COMPRESSOR (Gas).	1
7	05744241	•VALVE, pressure relief (Gas)	1
8	G 11500931	BOLT, M10 x 1.5" x 35 (Gas).	1
9	G 11500256	WASHER, flat, 10 mm (Gas).	1
10	06004121	NUT, compressor bracket (Gas).	5
11	G 02436164	WASHER, flat, 7/16" (Gas)	1
12	06004094	BRACKET, drive belt tensioner (Gas)	1
13	06004091	BOLT, compressor bracket (Gas).	3
14	06003079	WASHER, sealing, 5/8" (Gas).	1
14	06003078	WASHER, 3/4-inch (Gas)	1
15	06007396	HOSE, suction/discharge, (Gas)	1
* 16	05743824	VALVE, schraeder, small port style (Gas).	2
* 16	05744373	VALVE, schraeder, large port style (Gas)	2
17	05744263	CAP, schraeder valve, low side (Gas)	1
17	05744264	CAP, schraeder valve, high side (Gas)	1
	06008131	SWITCH, A/C compressor, not illustrated	1
*	05743547	OIL, refrigerant (PAG), not illustrated.	1

11-10 HVAC



P11-030

Figure 11-5. Condenser, Receiver/Dryer, and A/C Hoses.

1996 HUMMER PARTS CATALOG

12-31-96

HVAC 11-11

ITEM	PART NUMBER	DESCRIPTION	QTY
		Figure 11-5 CONDENSER, RECEIVER/DRYER, AND A/C HOSES	
1	06006173	O RING, #6, R-134a	5
2	06006175	O RING, #10, R-134a	4
3	05744250	CAP, suction/discharge hose	2
* 4	06005596	HOSE, suction/discharge (Non-Turbo Diesel)	1
4	06007396	HOSE, suction/discharge (Gas)	1
* 5	05743824	VALVE, schraeder, small port style	2
* 5	05744373	VALVE, schraeder, large port style	2
6	05744264	CAP, schraeder valve, high side	1
7	06006174	O RING, #8, R-134a	1
8	05744263	CAP, schraeder valve, low side	1
9	G 11508300	BOLT, suction/discharge hose	1
10	MS 00021333 128	CLAMP, suction/discharge hose	1
11	06007393	CONDENSER KIT, A/C (Gas and Non-Turbo Diesel)	1
11	06007152	CONDENSER KIT, A/C (Turbo Diesel)	1
12	05744141	•CONDENSER, A/C (Gas and Non-turbo Diesel)	1
12	05744493	•CONDENSER, A/C (Turbo Diesel)	1
	05744223	•BAG, condenser parts (not illustrated)	1
13	05744143	••SCREW, socket head, 5/16-18 x 2.5"	4
14	05743597	••WASHER, flat 5/16	4
15	05743412	••SPACER, condenser	4
* 16	06008225	•LINE, condenser-to-receiver/dryer	1
17	05744142	•CLAMP, dryer, 2 1/2"	2
18	05743473	•RECEIVER/DRYER	1
19	05744249	•CAP, receiver/dryer-to-evaporator line	1
20	05743472	•SWITCH, low pressure	1
* 21	06008226	•LINE, receiver/dryer-to-evaporator	1
22	06007160	HOSE, suction (Turbo Diesel)	1
* 22	06007397	HOSE, suction (Gas)	1
* 22	06007399	HOSE, suction (Non-Turbo Diesel)	1
* 23	06008337	O RING, #12 R-134a (Turbo Diesel)	1
24	06007159	BLOCK ASSEMBLY, discharge hose (Turbo Diesel)	1
* 25	05744263	CAP, low side	1

1996 HUMMER PARTS CATALOG

11-12 HVAC

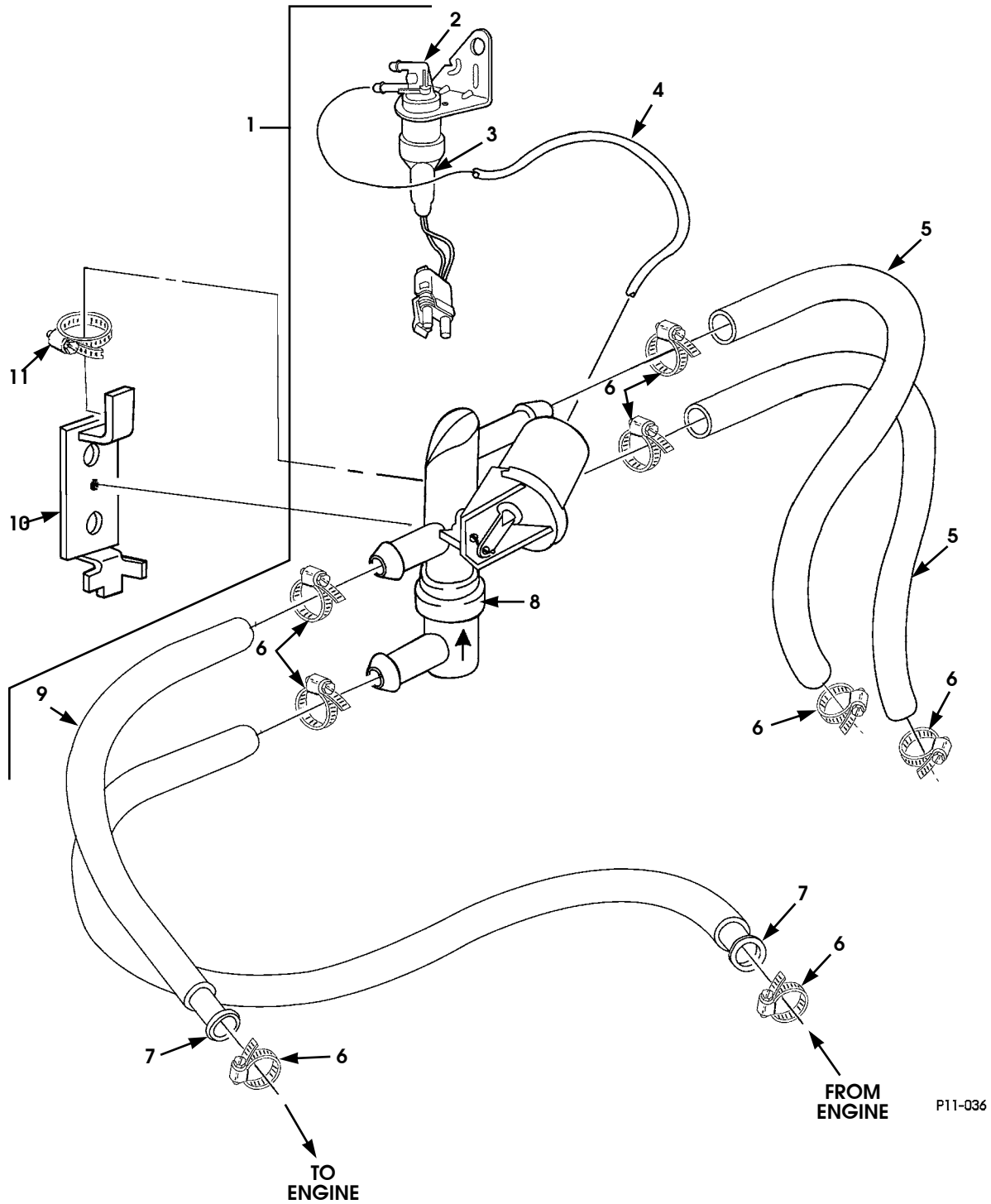


Figure 11-8. Water Control Valve and Heater Hoses.

1996 HUMMER PARTS CATALOG

12-31-96

HVAC 11-13

ITEM	PART NUMBER	DESCRIPTION	QTY
		Figure 11-8 WATER CONTROL VALVE AND HEATER HOSES	
1	06007149	VALVE ASSEMBLY, water control (Diesel)	1
1	06007153	VALVE ASSEMBLY, water, control (Gas)	1
2	05744564	•VACUUM SOLENOID	1
3	05743767	•VACUUM SOLENOID JUMPER HARNESS	1
4	05744565	•VACUUM HOSE 7/64" diameter, 9 inches long.	1
★ 5	06006271	•HOSE, heater, molded, 5/8" (Non-Turbo Diesel)	1
★ 5	05744225	•HOSE, heater, molded, 5/8" (Turbo Diesel)	2
5	05744225	•HOSE, heater, molded, 5/8" (Gas)	3
6	MS 00035842 11	•CLAMP, heater hose	8
7	05743177	•SPLICE, heater, 5/8 (Diesel).	1
7	05743177	•SPLICE, heater, 5/8" (Gas)	2
8	05744563	•VALVE, water control	1
9	05743507	•HOSE, 90 degree curved, 5/8"	1
10	06007368	BRACKET, water valve mounting	1
11	05744244	CLAMP, #10 - #12	2

1996 HUMMER PARTS CATALOG

11-14 HVAC

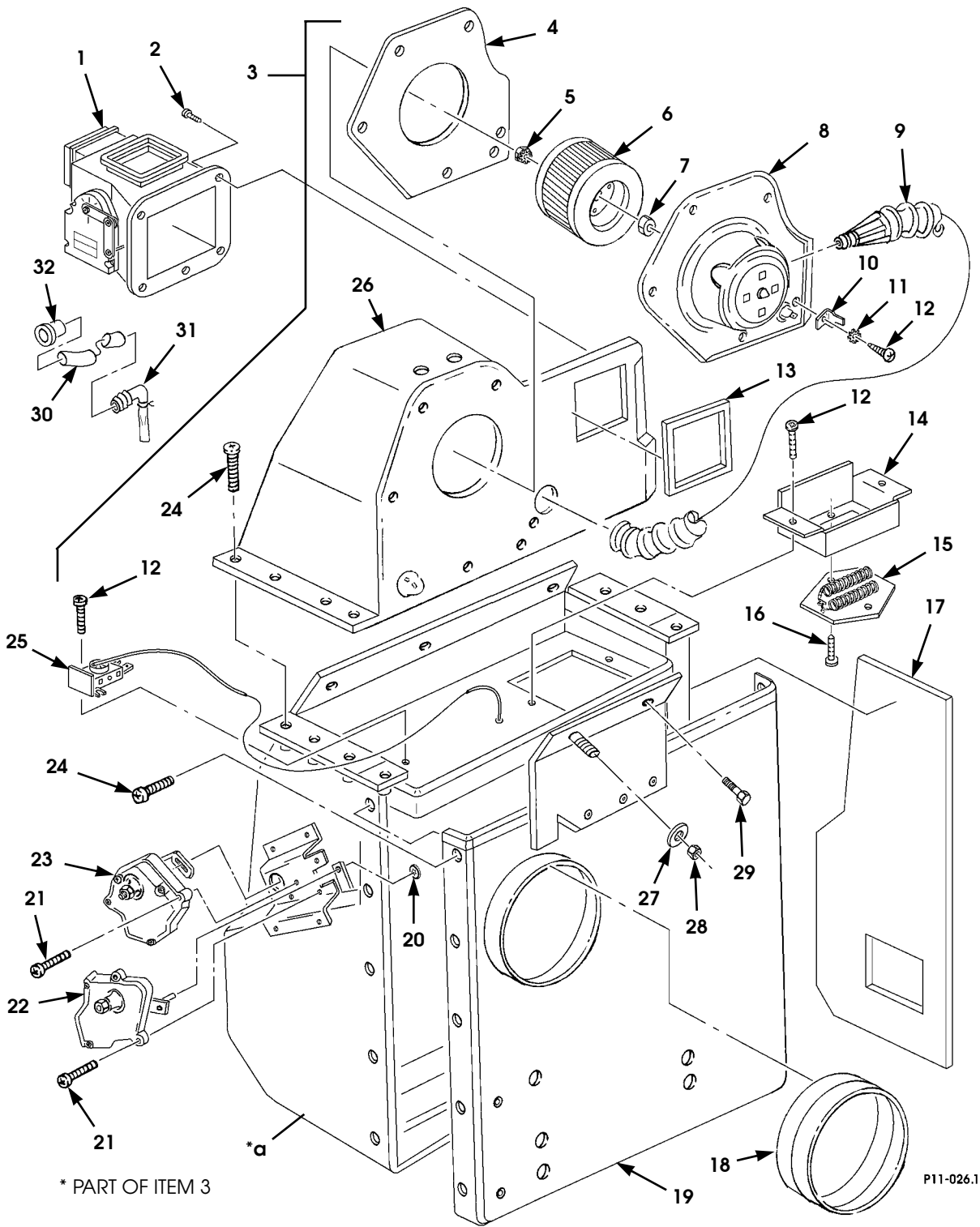


Figure 11-9. Main A/C-Heat Unit.

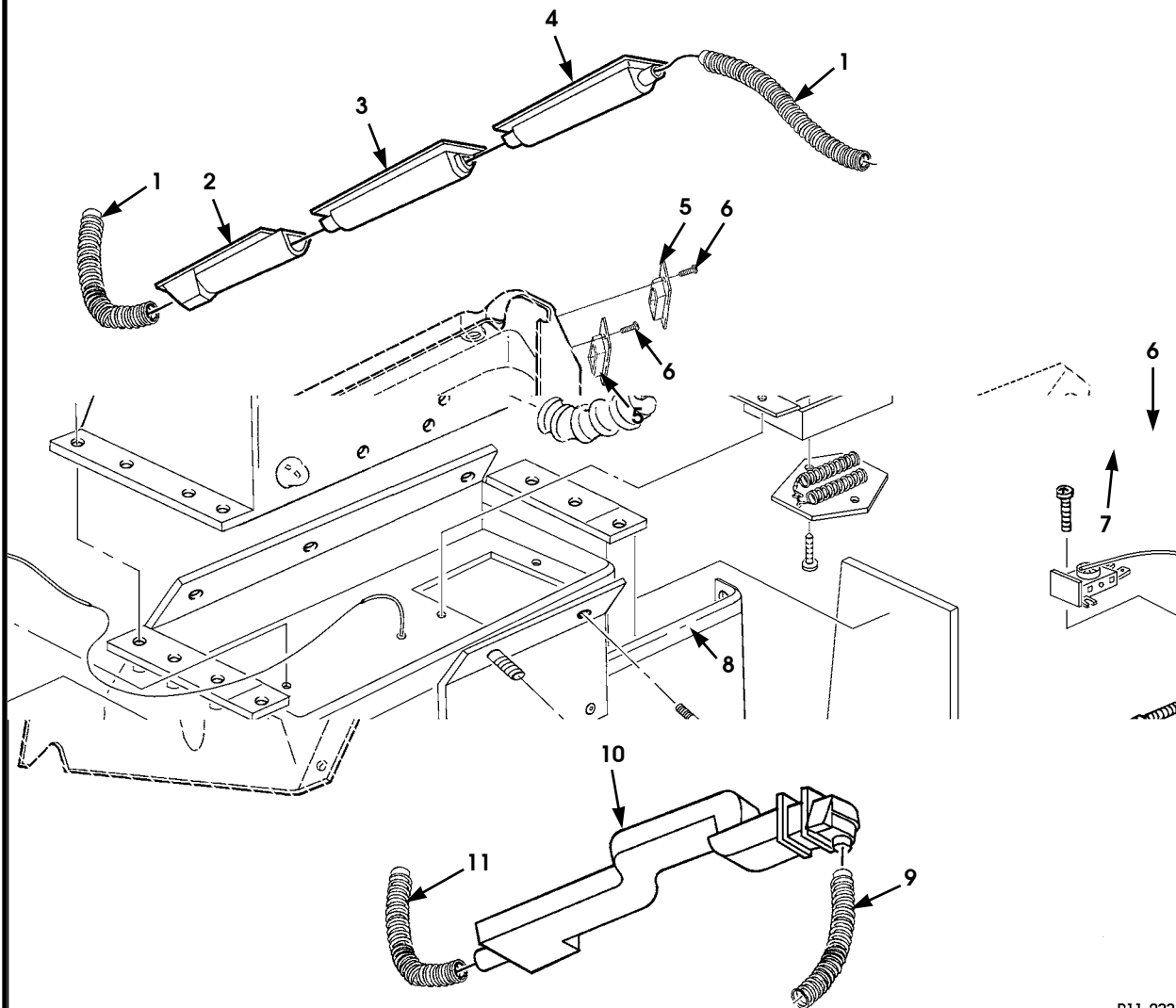
1996 HUMMER PARTS CATALOG

HVAC 11-15

ITEM	PART NUMBER	DESCRIPTION	QTY
		Figure 11-9 MAIN A/C-HEAT UNIT	
1	05744485	DIVERTER ASSEMBLY	1
2	05744256	SCREW, #10-24 x 5/8"	5
3	06007150	MAIN UNIT, heat only	1
3	06007151	MAIN UNIT, A/C and heat	1
4	05743483	•INSULATION, blower mount	1
5	05744271	•NUT, Keps	1
6	05744221	•WHEEL, blower	1
7	05743481	•CLIP, blower retainer	1
8	05743482	•MOTOR, blower	1
9	05743484	•TUBE, blower motor cooling	1
10	05743526	•CLIP, male tab	1
11	05743175	•WASHER, star	1
12	05743185	•SCREW, #8 x 1/2"	13
13	05744265	•INSULATION, housing-to defrost duct, 18 in.	1
14	05744229	•BRACKET, resistor mount	1
15	05743455	•RESISTOR.	1
16	05744237	•SCREW, #10 x 3/4"	2
17	05744266	•INSULATION, side	1
18	05744268	•INSULATION, fresh air intake	1
19	05744231	•COVER, evaporator access.	1
20	05743459	•PUSHNUT.	1
21	05743575	•SCREW, #10 x 1"	6
22	05744494	•ACTUATOR, fresh air/recirculation	1
23	05744495	•ACTUATOR, heat door	1
24	05744256	•SCREW, #10-24 x 5/8"	15
25	05743458	•THERMOSTAT	1
26	05744253	•HOUSING, blower motor.	1
27	G 00120386	WASHER, 1/4"	5
28	G 09419454	LOCKNUT	4
29	MS 00090725 6P2	BOLT, 1/4"-20 x 3/4"	2
30	05744257	TUBE, drain, 3/8" x 4" SEE NOTE 1	1
31	05743775	TUBE, kazoo drain	1
32	06000946	GROMMET, 1" rubber	1
	06000970	INSULATION, passenger floor board (not illustrated) . .	1
	06005329	INSULATION, cowl panel (not illustrated)	1
		NOTE 1: Make from bulk hose 3/8", P/N 05743169	

1996 HUMMER PARTS CATALOG

11-16 HVAC



P11-033

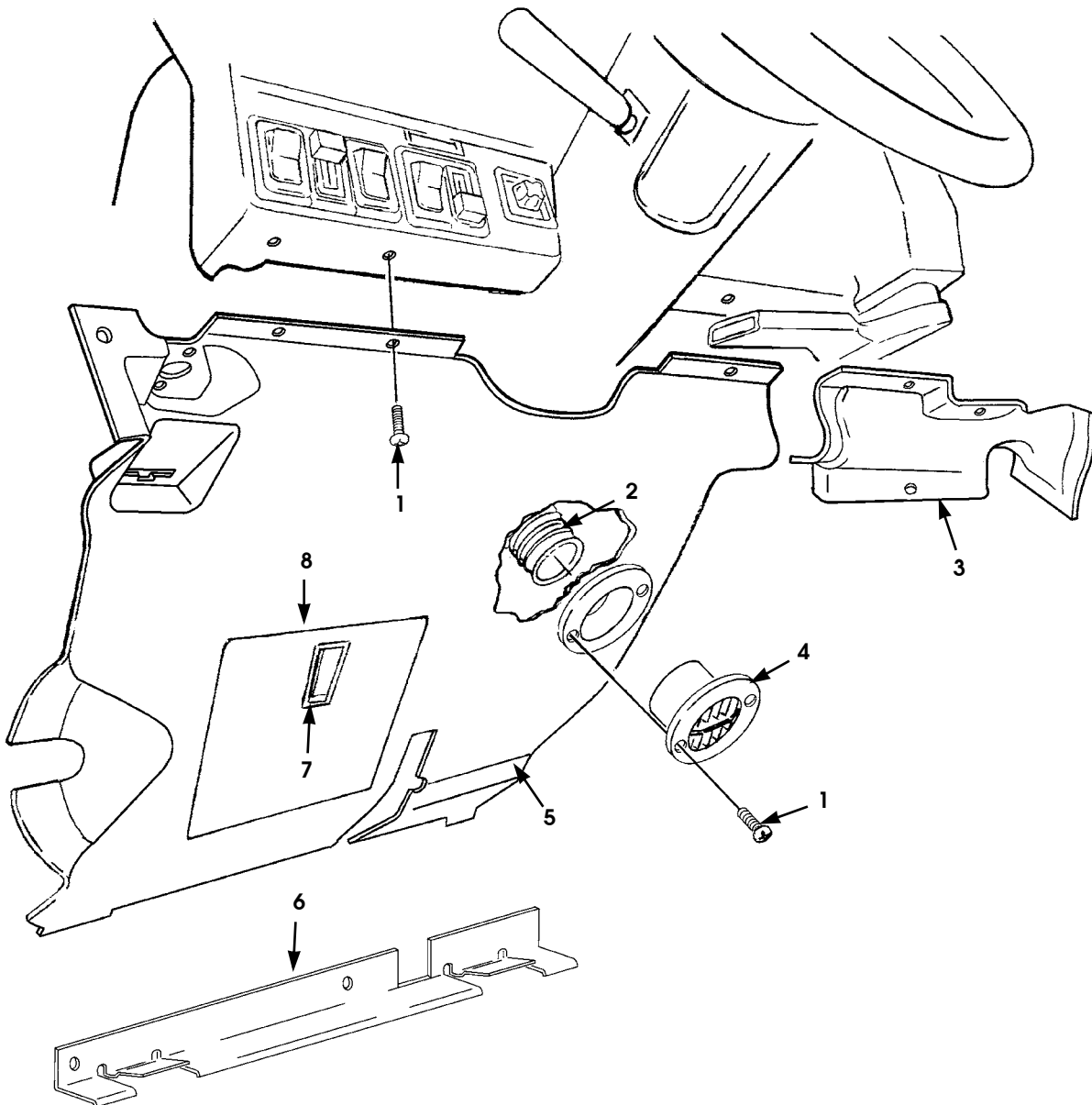
Figure 11-10. Plenum and Related Parts.

1996 HUMMER PARTS CATALOG

HVAC 11-17

ITEM	PART NUMBER	DESCRIPTION	QTY
		Figure 11-10 PLENUM AND RELATED PARTS	
1	05744258	HOSE, demist, 3/4" x 18" SEE NOTES 1 and 2	2
2	05744207	DUCT, passenger side SEE NOTE 1	1
3	05744206	DUCT, center SEE NOTE 1	1
4	05744205	DUCT, driver's side SEE NOTE 1	1
5	05743410	LOUVER, rectangular w/o adapter.	3
6	06004097	SCREW, #6 x 3/4"	6
7	05744220	LOUVER, driver crash pad	1
8	05744209	ADAPTER, duct, 2 1/2", oval SEE NOTE 1	1
9	05744215	DUCT, closeout panel	1
10	05744208	DUCT, driver's heat SEE NOTE 1	1
11	05743588	HOSE, passenger footwell, 1.5" x 40" SEE NOTE 3	1
		NOTE 1: Part of Defrost Duct Kit P/N06007147 NOTE 2: Cut from bulk hose P/N 05743540. NOTE 3: Cut from bulk hose P/N 05743541.	

11-18 HVAC



P11-035

Figure 11-11. Driver's Closeout Panel.

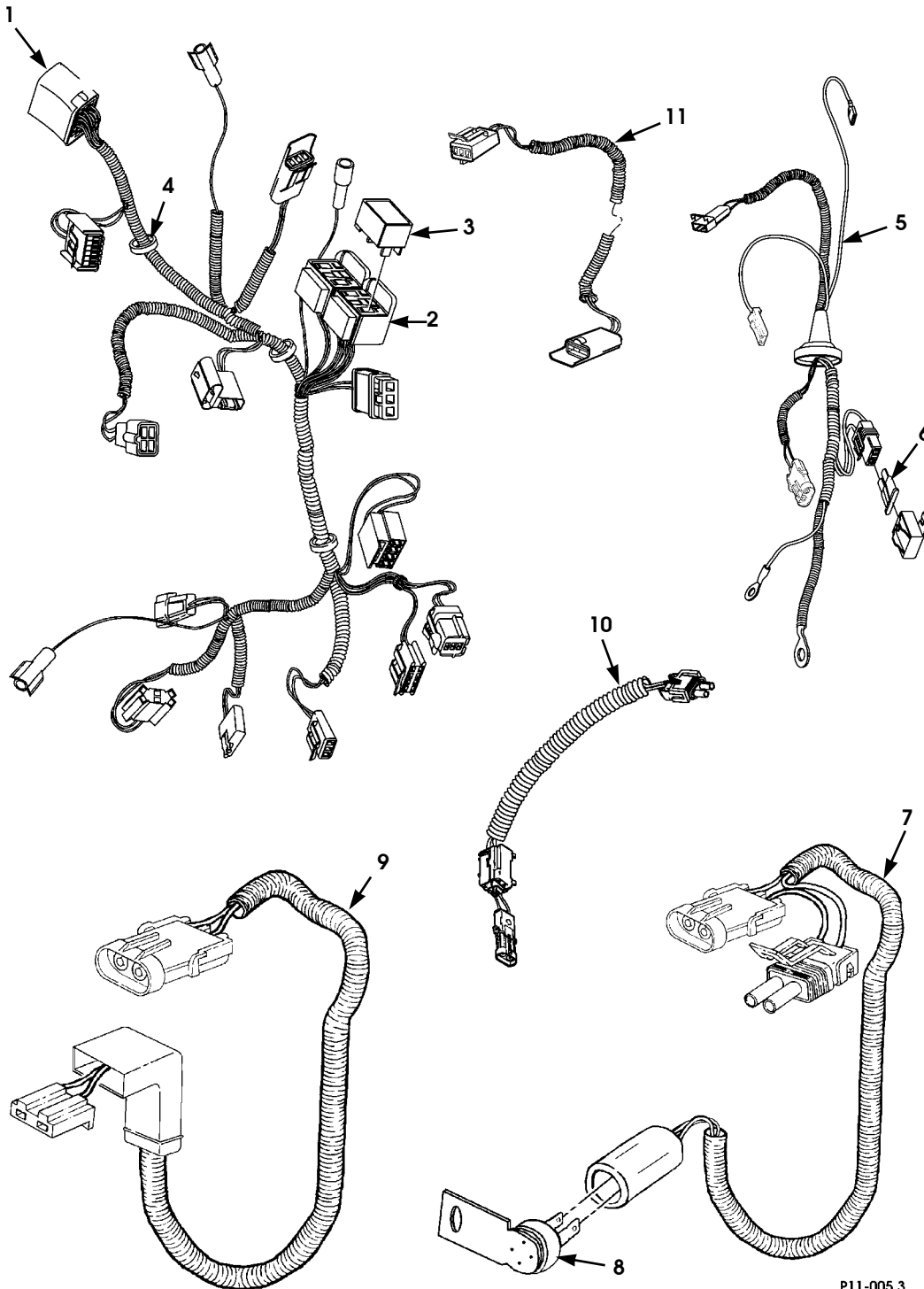
1996 HUMMER PARTS CATALOG

12-31-96

HVAC 11-19

ITEM	PART NUMBER	DESCRIPTION	QTY
		Figure 11-11 DRIVER'S CLOSEOUT PANEL	
* 1	N/S	SCREW, trim, #8 x 1", black.	10
2	05744215	DUCT, closeout panel	1
3	06006970	COVER, I/P harness	1
4	06007155	LOUVER, 2 1/2" circular	1
5	06006969	PANEL, closeout	1
6	06005497	BRACKET, closeout panel	1
7	05744218	LATCH, closeout panel door	1
8	06006973	DOOR, closeout panel	1
9	05744220	LOUVER, rectangular	1

11-20 HVAC



P11-005.3

Figure 11-12. Wiring Harnesses, A/C-Heat.

1996 HUMMER PARTS CATALOG

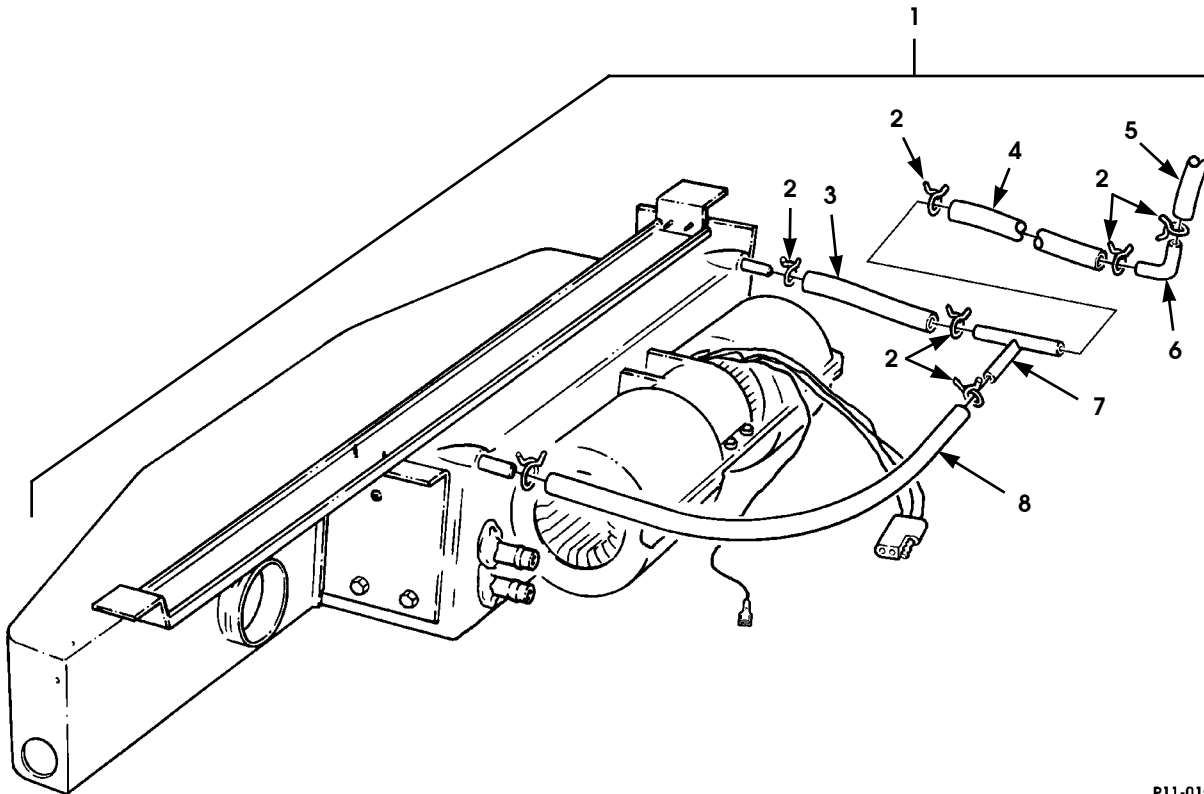
8-15-96

HVAC 11-21

ITEM	PART NUMBER	DESCRIPTION	QTY
		Figure 11-12 WIRING HARNESSSES, A/C-HEAT	
1	06006947	HARNESS, main A/C-Heat	1
2	05743475	RECEPTACLE, relay	4
3	05743489	RELAY, 12 volt SPDT	4
4	05744259	CLAMP, cable, 3/8" x 3/8"	2
5	06006949	HARNESS, engine compartment (Diesel)	1
5	06006948	HARNESS, engine compartment (Gas)	1
6	05939408	FUSE, 30 amp	1
7	06007239	HARNESS, ambient temperature switch	1
8	05743469	SWITCH, ambient temperature switch	1
9	06003012	JUMPER, compressor (Non-Turbo Diesel)	1
10	06003202	JUMPER, compressor (Turbo Diesel and Gas)	1
11	06007497	JUMPER HARNESS, HVAC SEE NOTE 1	1
*		NOTE 1: THIS JUMPER HARNESS IS USED BETWEEN THE CLIMATE CONTROL PANEL AND THE MAIN HVAC HARNESS	

1996 HUMMER PARTS CATALOG

11-22 HVAC



P11-015

Figure 11-13. Auxiliary A/C-Heat.

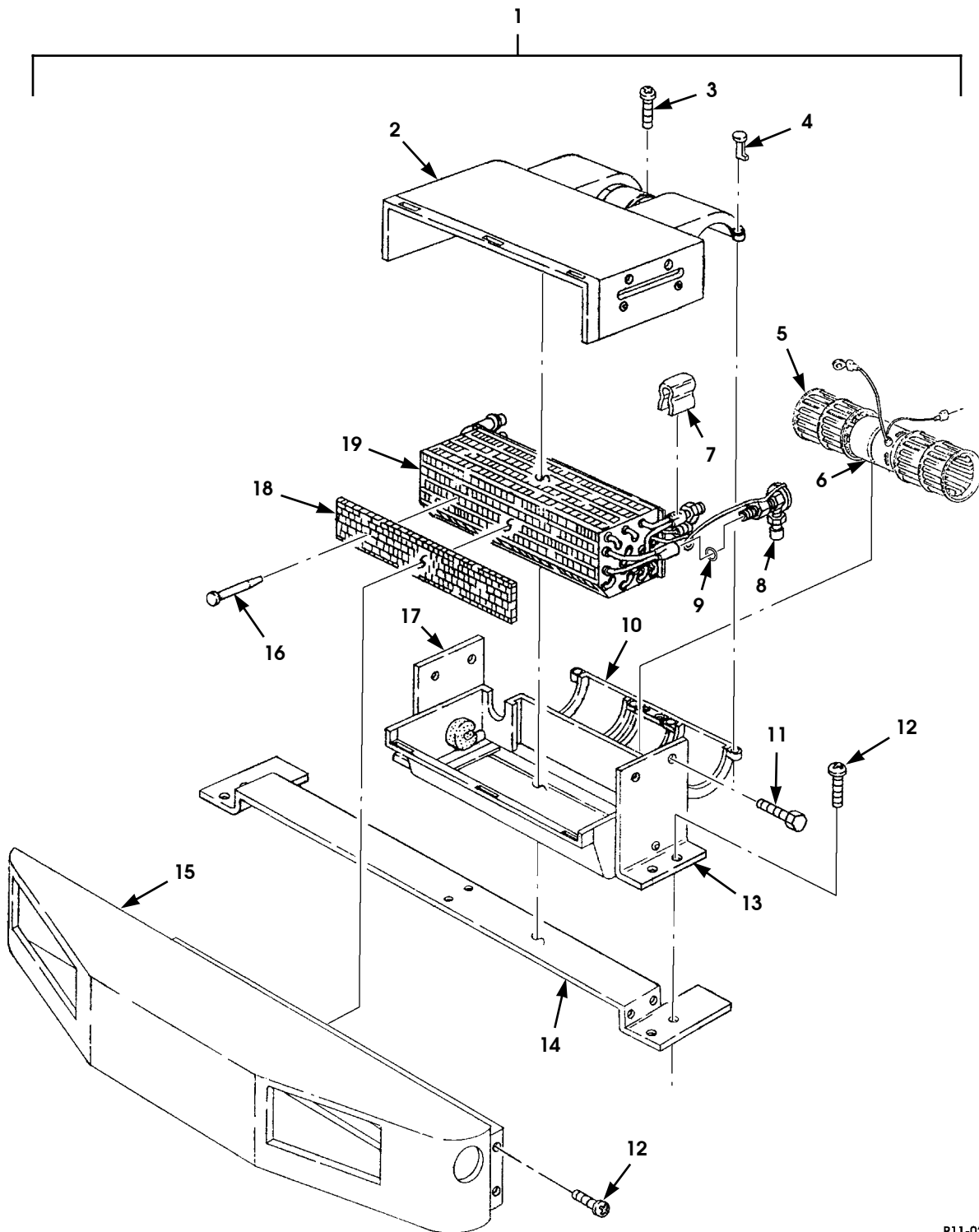
1996 HUMMER PARTS CATALOG

HVAC 11-23

ITEM	PART NUMBER	DESCRIPTION	QTY
		Figure 11-13 AUXILIARY A/C-HEAT	
	05743544	KIT, auxiliary A/C-Heat	1
1	06004353	•HEAT/COOL POWER, heavy duty	1
2	05743172	••CLAMP, hose, 3/8"	7
3	05743582	••HOSE, drain, 3/8" x 5", SEE NOTE 1	1
4	05743586	••HOSE, drain, 3/8" x 13", SEE NOTE 1	1
5	05743587	••HOSE, drain 3/8" x 15", SEE NOTE 1	1
6	05743170	••ELBOW, drain hose, 3/8"	1
7	05743171	••TEE, drain, 3/8"	1
8	05743583	••HOSE, drain, 3/8 x 17" SEE NOTE 1	1
		NOTE 1: CUT FROM BULK HOSE 3/8 "X 4', P/N 05743169.	

1996 HUMMER PARTS CATALOG

11-24 HVAC



P11-027

Figure 11-14. Auxiliary A/C-Heat Power Head.

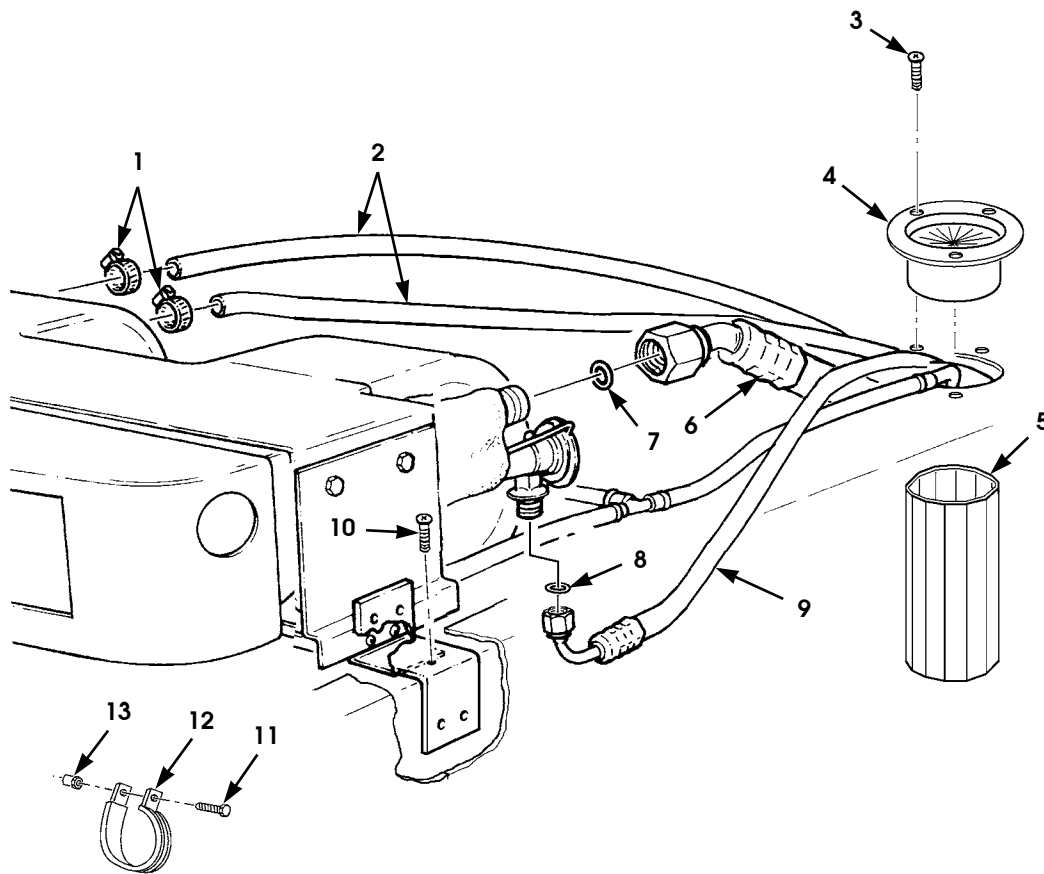
1996 HUMMER PARTS CATALOG

HVAC 11-25

ITEM	PART NUMBER	DESCRIPTION	QTY
		Figure 11-14 AUXILIARY A/C-HEAT POWER HEAD	
1	06004353	AUXILIARY A/C-HEAT POWER HEAD ASSEMBLY	1
2	05743456	•CASE, top	1
3	05744237	•SCREW, #10 x 3/4"	1
4	05743531	•SNAP-IN, black.	4
5	05743498	•WHEEL, blower	1
6	05743497	•MOTOR, blower	1
7	05743453	•CLAMP, bulb.	1
8	05743496	•VALVE expansion	1
9	06006174	•O-RING, #8	1
10	05743457	•CASE BOTTOM	1
11	05744236	•SCREW, 1/4"-20 x 1/2"	2
12	05744238	•SCREW, #6 x 3/8"	8
13	05743533	BRACKET, right, aux. A/C mounting	1
14	05743534	BRACKET, aux. A/C mounting.	1
15	05743500	•PLENUM, rear	1
16	05744196	•PIN, insulation	3
17	05743532	BRACKET, left, aux. A/C mounting	1
18	05744195	•SCREEN, coil.	1
19	05743499	•COIL, evaporator and heat.	1

1996 HUMMER PARTS CATALOG

11-26 HVAC



P11-016

Figure 11-15. Auxiliary A/C-Heat Hoses.

1996 HUMMER PARTS CATALOG

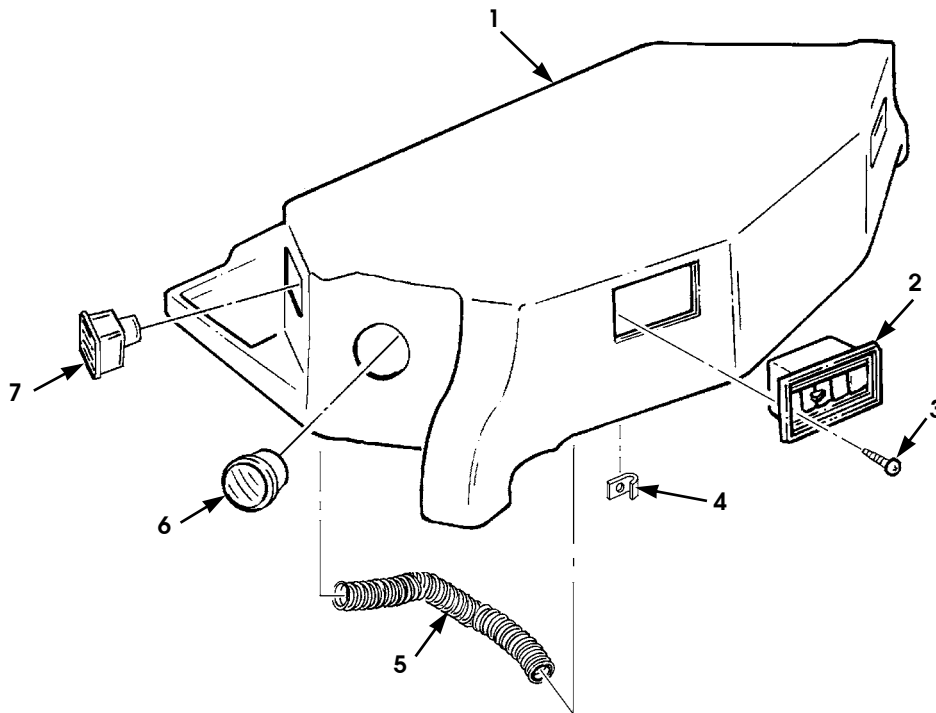
12-31-96

HVAC 11-27

ITEM	PART NUMBER	DESCRIPTION	QTY
		Figure 11-15 AUXILIARY A/C-HEAT HOSES	
1	06006266	CLAMP,hose	2
2	05744152	HOSE,heater,5/8" SEE NOTE 1	2
3	05743187	SCREW,#10 x 3/4"	3
4	05743166	GROMMET,3"	1
5	05743477	WRAP,reflective	1
★ 6	06008227	LINE,#10,suction,low pressure	1
7	06006175	O-RING,#10,A/C.	1
8	06006173	O-RING,#6,A/C.	1
★ 9	06008224	LINE,#6 liquid,high pressure.	1
10	05743186	SCREW,#8 x 1/2"	4
11	G 00179791 P2	BOLT,1/4"-20 x 1/2"	1
12	05743188	P-CLAMP,2 1/2"	2
13	05743303	NUT,Keps	1
	05743167	TAPE,permagum/prestite (not illustrated)	AR
<p>NOTE 1: HEATER HOSE, P/N 05744152, COMES IN A 12' 6" LENGTH THAT IS TO BE CUT TO MAKE TWO 6' 3" HOSES FOR BOTH THE INLET AND OUTLET OF THE AUXILIARY A/C-HEAT UNIT OR CAN BE MADE FROM BULK HOSE 50', P/N 05740929</p>			

1996 HUMMER PARTS CATALOG

11-28 HVAC



P11-031

Figure 11-16. Rear Center Console.

1996 HUMMER PARTS CATALOG

12-31-96

HVAC 11-29

ITEM	PART NUMBER	DESCRIPTION	QTY
		Figure 11-16 REAR CENTER CONSOLE	
★ 1	06006939 T	CONSOLE, standard, tan w/ auxiliary air conditioning	1
★ 1	06006940 T	CONSOLE, deluxe, tan w/ auxiliary air conditioning . .	1
★ 1	06006940 G	CONSOLE, deluxe, gray w/ auxiliary air conditioning.	1
2	05743410	LOUVER, rectangle w/o adapter	2
3	05743186	SCREW, #8 x 1/2	4
4	NPN	J-CLIP	4
5	05743505	HOSE, duct, 2" x 18"	1
6	05743504	LOUVER, side vent	2
7	05743501	LOUVER, rectangle w/ adapter.	1

1996 HUMMER PARTS CATALOG

11-30 HVAC

NOTES

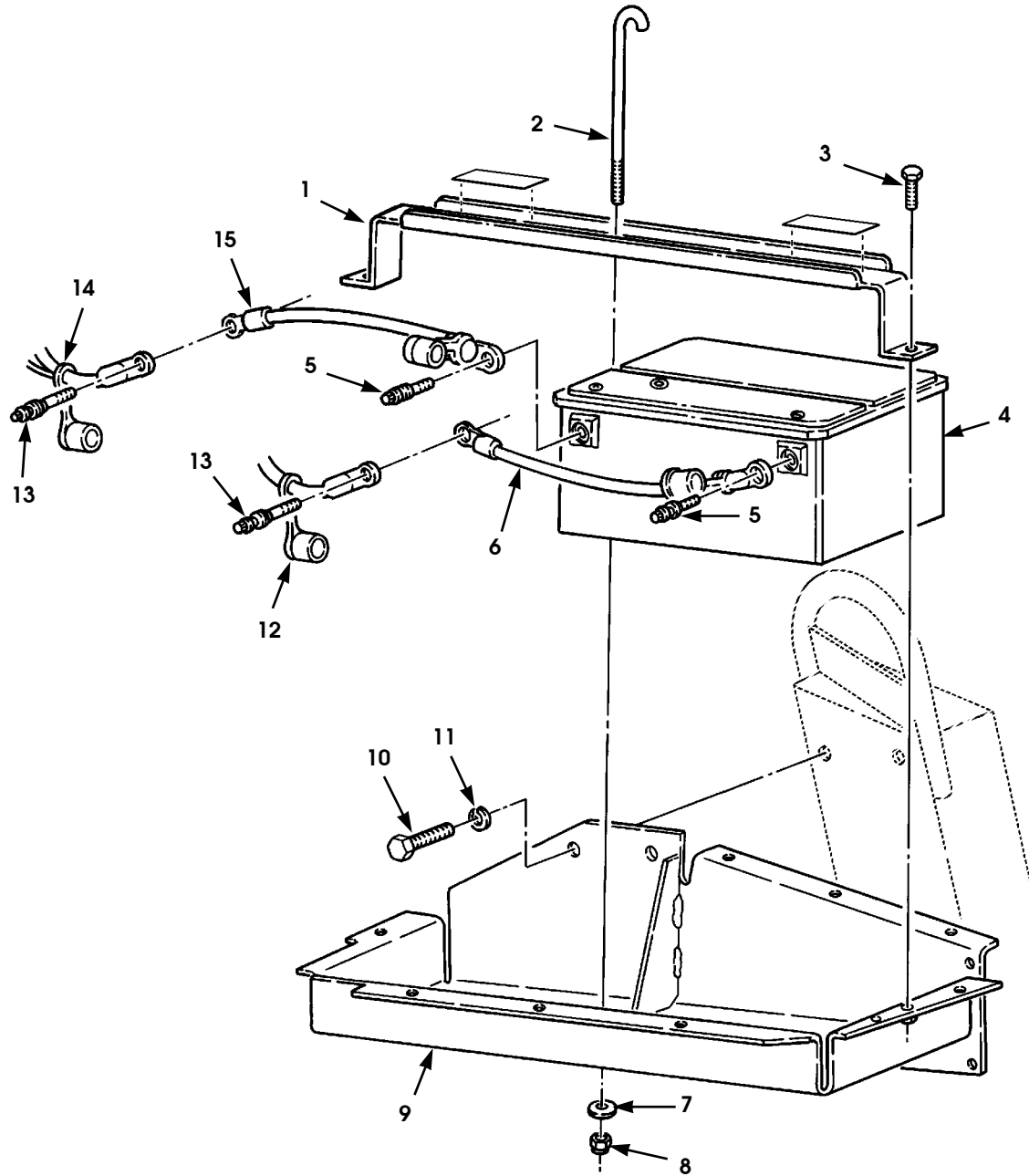
Section 12

ELECTRICAL

TITLE	PAGE NUMBER
Batteries, Cables, and Mounting Hardware (Diesel)	12-2
Batteries, Cables, and Mounting Hardware (Gas).	12-4
Starter Motor and Mounting Hardware (Diesel)	12-6
Starter Motor Assembly (Diesel)	12-8
124-Amp Alternator	12-12
124-Amp Alternator Assembly	12-14
Sending Units (Non-Turbo Diesel)	12-16
Windshield Wiper Motor, Wiper Assembly, and Washer Bottle	12-18
Instrument Panel Cluster	12-21
Front Turn Signal Light and Mounting Hardware	12-26
Rear Turn Signal Light/Taillight, License Plate Bracket, and Mounting Hardware	12-28
Headlight Assembly and Running Lights.	12-30
Clearance Marker Light Assembly.	12-32
Interior Dome Lights.	12-34
Interior Courtesy Lights, Underhood Light, and Door Jamb Switch	12-36
Reflectors	12-38
Stereo, Speakers, and Mounting Hardware	12-40
Dual Horns	12-42
Hood Wiring Harness	12-45
Roof Wiring Harness, Two-Door	12-48
Roof Wiring Harness, Four-Door	12-50
Rear Door Courtesy Light Jumper Harness Switch	12-52
Control Harness Assembly, Non-Turbo Diesel	12-54
Control Harness Assembly, Turbo Diesel.	12-56
Control Harness Assembly, Gas	12-58
Harness Assembly, Instrument Panel	12-60
Engine Wiring Harness, Non-Turbo Diesel	12-62
Engine Wiring Harness, Turbo Diesel.	12-64
Engine Wiring Harness, Gas	12-66
Trailer Towing Wiring Kit and Wiper Motor Jumper Harness.	12-68
Identification Lamp Assembly Jumper	12-70
Stereo Harness, Two-Door	12-72
Stereo Harness, Hard Top	12-74
Stereo Harness, Open Top	12-76
Transmission Harness Assembly, Diesel	12-78
Transmission Harness Assembly, Gas	12-80
* Body Harness	12-82
Fuse Box Panel, Convenience Center, and Mounting Hardware	12-87
Miscellaneous Electrical Items	12-92
Daytime Running Light Jumper and Harness	12-94
PCM/TCM and Digital Ratio Adapter	12-96
Two-Door and Four-Door Power Door Locks Kit	12-99
Power Mirrors	12-110
* Power Windows/Locks Harness	12-112
* Power Windows	12-114

1996 HUMMER PARTS CATALOG

12-2 ELECTRICAL



P12-001

Figure 12-1. Batteries, Cables, and Mounting Hardware (Diesel).

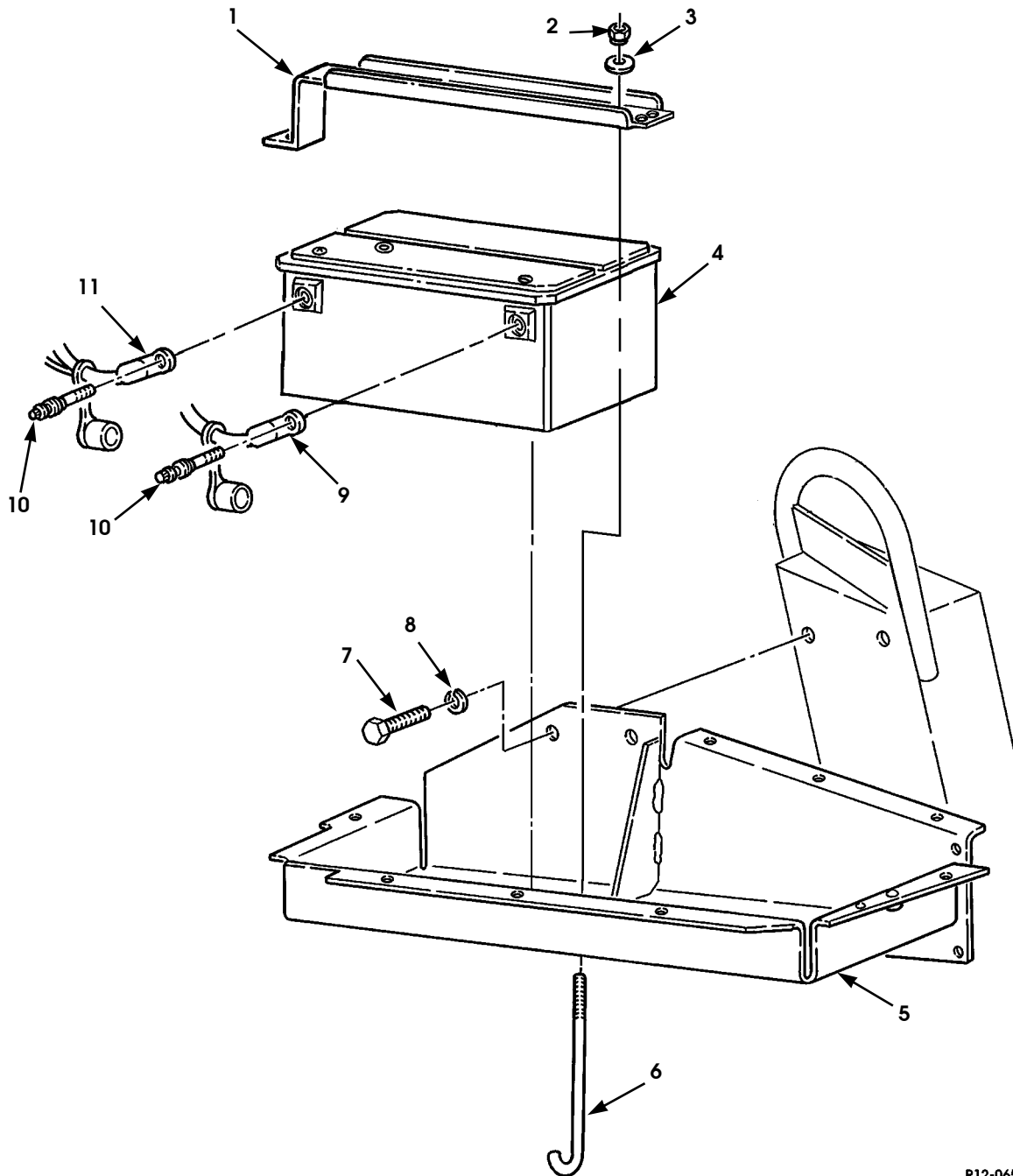
1996 HUMMER PARTS CATALOG

ELECTRICAL 12-3

ITEM	PART NUMBER	DESCRIPTION	QTY
		Figure 12-1 BATTERIES, CABLES, AND MOUNTING HARDWARE (DIESEL)	
1	06002911 B2	BRACKET, battery holddown (Diesel)	1
2	06002912	J-BOLT (Diesel)	1
3	G 00454869	BOLT 5/16-18 x .75 (Diesel)	2
4	06004164	BATTERY, 12-volt (Diesel)	2
5	06003471	BOLT, terminal, battery, side (Diesel)	2
6	06003128	CABLE, black, negative (Diesel)	1
7	12340058	WASHER, hardened (Diesel)	1
8	MS 00051967 6	NUT, 5/16-18 (Diesel)	1
9	06002907 B2	BATTERY TRAY (Diesel)	1
10	MS 00090728 60	BOLT, 3/8-16 x 1 in. (Diesel)	2
11	MS 00035338 46	LOCKWASHER (Diesel)	2
12	06007344	CABLE, starter, negative (Diesel)	1
13	05744361	BATTERY BOLT (Diesel)	2
14	06007278	CABLE, starter, positive (Diesel)	1
15	06003129	CABLE, red, positive (Diesel)	1

1996 HUMMER PARTS CATALOG

12-4 ELECTRICAL



P12-065

Figure 12-2. Battery, Cables, and Mounting Hardware (Gas).

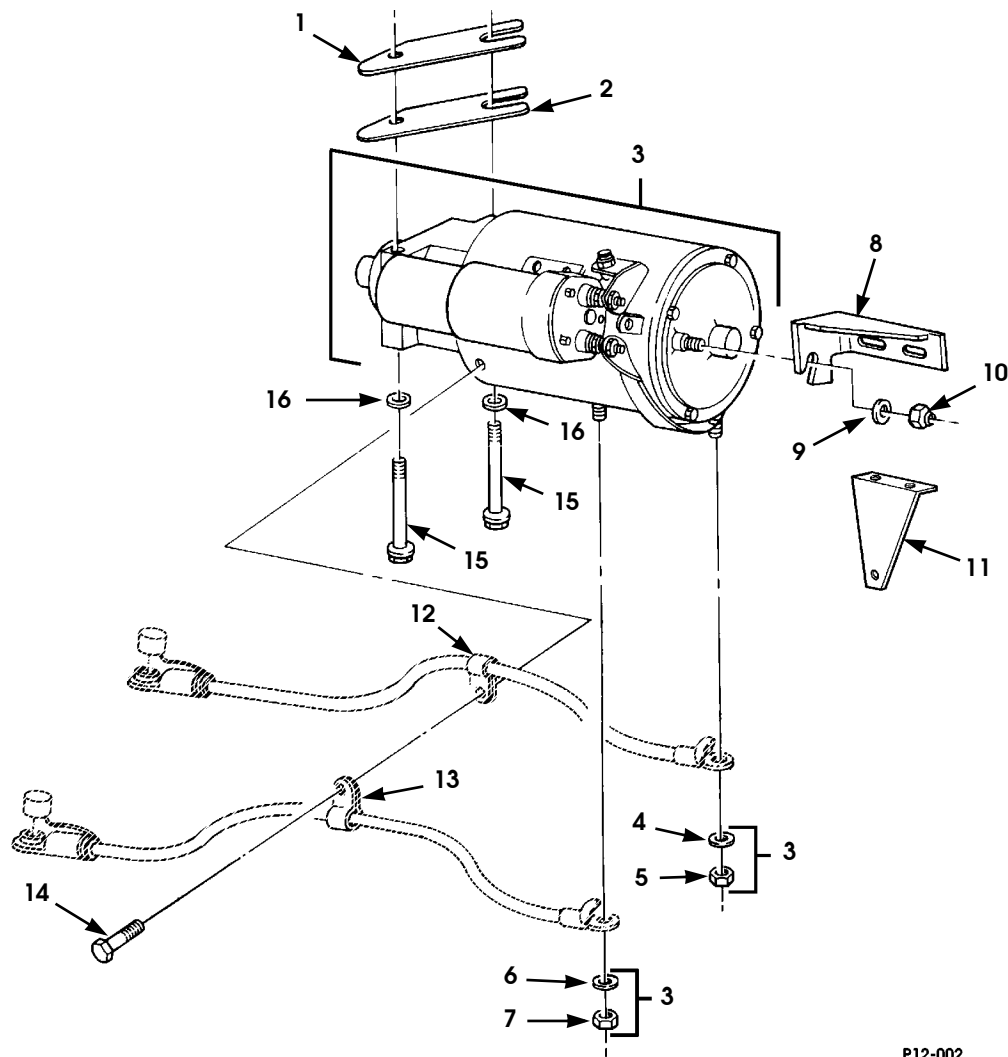
1996 HUMMER PARTS CATALOG

ELECTRICAL 12-5

ITEM	PART NUMBER	DESCRIPTION	QTY
		Figure 12-2 BATTERY, CABLES, AND MOUNTING HARDWARE (GAS)	
1	06004902 B2	BRACKET, battery holddown (Gas)	1
2	MS 00051967 6	NUT, 5/16-18 (Gas)	1
3	12340058	WASHER (Gas)	1
4	06004164	BATTERY, 12-volt (Gas)	1
5	06002907 B2	BATTERY TRAY (Gas)	1
6	06002912	J-BOLT (Gas)	1
7	MS 00090728 60	BOLT, 3/8-16 x 1" (Gas)	2
8	MS 00035338 46	LOCKWASHER, 3/8" (Gas)	2
9	06007344	CABLE, starter, negative (Gas)	1
10	06003471	BOLT, terminal, battery, side (Gas)	2
10	05744361	BOLT, terminal, long-w/winch (Gas)	2
11	06003472	CABLE, starter, positive (Gas)	1

1996 HUMMER PARTS CATALOG

12-6 ELECTRICAL



P12-002

Figure 12-3. Starter Motor And Mounting Hardware (Diesel).

1996 HUMMER PARTS CATALOG

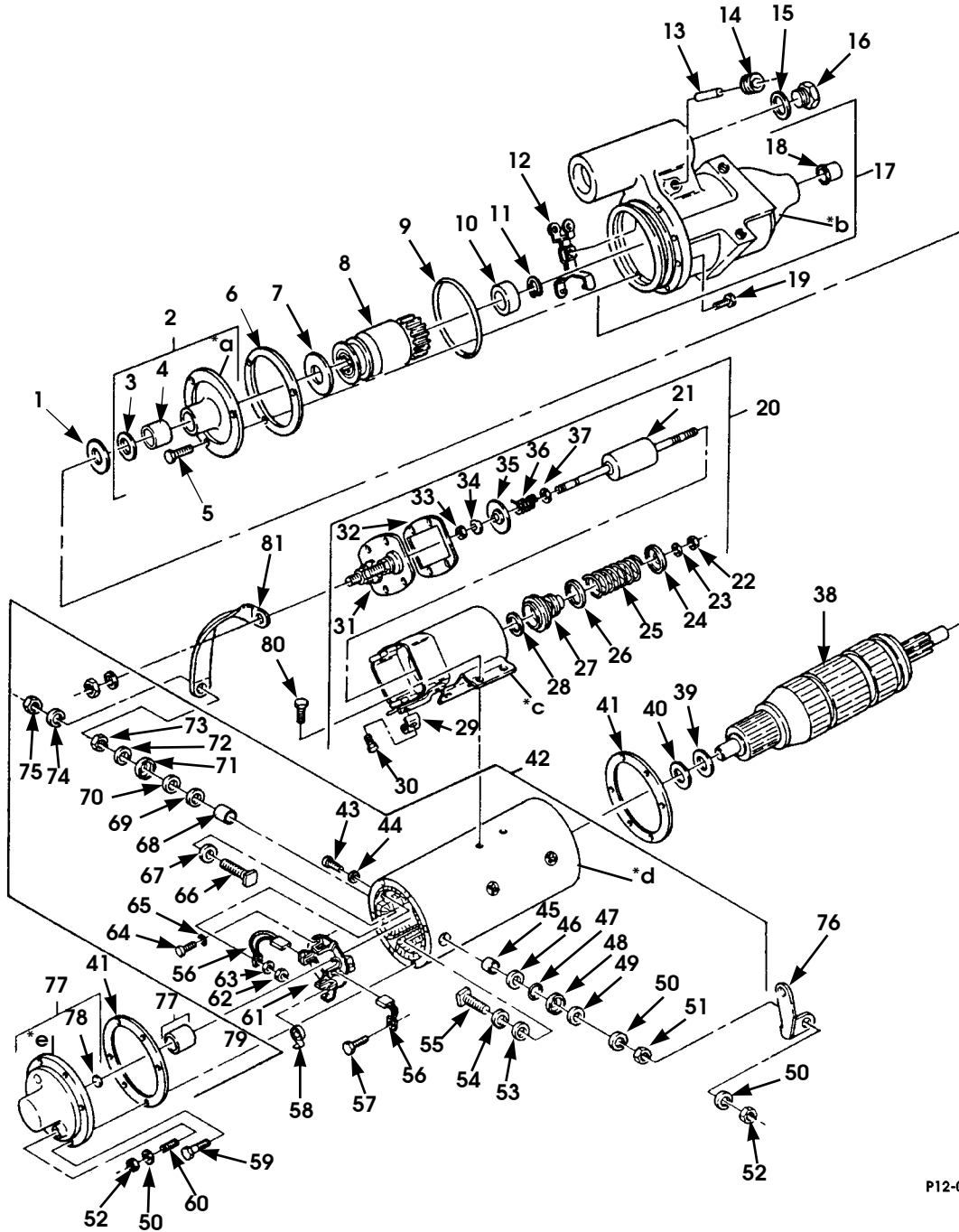
4-1-96

ELECTRICAL 12-7

ITEM	PART NUMBER	DESCRIPTION	QTY
		Figure 12-3 STARTER MOTOR AND MOUNTING HARDWARE (Diesel)	
1	12338789 2	SHIM (Diesel)	V
2	12338789 1	SHIM (Diesel)	V
3	05937124	STARTER MOTOR ASSEMBLY (Diesel)	1
4	MS 00051419 9	•LOCKWASHER (Diesel)	1
5	MS 00035691 33	•NUT (Diesel)	1
6	MS 00035338 46	•LOCKWASHER (Diesel)	1
7	MS 00051967 8	•NUT (Diesel)	1
8	12338793	BRACKET, starter motor (Diesel)	1
9	G 02436163	WASHER, bracket (Diesel)	1
10	MS 00051943 35	LOCKNUT, bracket (Diesel)	1
11	06003475	BRACKET, starter cable (Diesel)	1
12	MS 00021333 105	CLAMP, positive cable (Diesel)	1
13	MS 00021333 106	CLAMP, ground cable (Diesel)	1
14	12340844	SCREW, cable clamps (Diesel)	1
* 14	06007677	SCREW, cable clamps (Gas)	
15	12339413	BOLT, starter (Diesel)	2
16	12341856	WASHER, starter (Diesel)	2

1996 HUMMER PARTS CATALOG

12-8 ELECTRICAL



P12-003

Figure 12-4. Starter Motor Assembly (Diesel)

1996 HUMMER PARTS CATALOG

ELECTRICAL 12-9

ITEM	PART NUMBER	DESCRIPTION	QTY
		Figure 12-4 STARTER MOTOR ASSEMBLY (DIESEL)	
1	S.I.K.	WASHER, flat (Diesel) SEE NOTE 4	1
2	05741114	BEARING ASSEMBLY, intermediate (Diesel)	1
3	05929739	•SEAL (Diesel)	1
4	05929738	•BEARING, ABS, bronze (Diesel)	1
5	S.I.K.	•SCREW (Diesel) SEE NOTE 3	3
6	S.I.K.	GASKET, bearing assy., (Diesel) SEE NOTE 10.	1
7	S.I.K.	SPACER, starter clutch (Diesel) SEE NOTE 4.	1
8	05740926	CLUTCH, starter (Diesel)	1
9	05929752	O-RING, pinion housing (Diesel)	1
10	S.I.K.	PINION STOP (Diesel) SEE NOTE 5.	1
11	S.I.K.	SNAP RING (Diesel) SEE NOTE 5.	1
12	05929764	YOKE ASSEMBLY (Diesel)	1
13	S.I.K.	PIN (Diesel) SEE NOTE 7.	2
14	S.I.K.	PLUG (Diesel) SEE NOTE 7.	1
15	S.I.K.	GASKET (Diesel) SEE NOTE 7.	1
16	S.I.K.	PLUG (Diesel) SEE NOTE 7.	1
17	05742921	HOUSING ASSEMBLY, pinion (Diesel)	1
18	05741174	•BEARING, bronze (Diesel)	1
19	S.I.K.	SCREW (Diesel) SEE NOTE 1	7
20	05742738	SOLENOID SWITCH (Diesel)	1
21	05742922	•CORE ASSEMBLY, moving (Diesel)	1
22	S.I.K.	•NUT (Diesel) SEE NOTE 7	1
23	S.I.K.	•SNAP RING (Diesel) SEE NOTE 8.	1
24	S.I.K.	•RETAINER (Diesel) SEE NOTE 8	1
25	S.I.K.	•SPRING (Diesel) SEE NOTE 8	1
26	S.I.K.	•RETAINER (Diesel) SEE NOTE 8	1
27	05929759	•BOOT, moving core (Diesel) SEE NOTE 8.	1
28	S.I.K.	•WASHER (Diesel) SEE NOTE 8	1
29	05741916	•LOCKWASHER, solenoid (Diesel)	1
30	N/S	•MACHINE SCREW (Diesel)	1
31	05740968	•COVER AND CONTACT STUD ASSEMBLY (Diesel)	1
32	S.I.K.	•GASKET (Diesel) SEE NOTE 11	1
33	S.I.K.	•NUT (Diesel) SEE NOTE 6	1
34	S.I.K.	•WASHER (Diesel) SEE NOTE 6	1
35	S.I.K.	•CONTACT, solenoid switch (Diesel) SEE NOTE 6.	1
36	S.I.K.	•SPRING (Diesel) SEE NOTE 6	1
37	S.I.K.	•WASHER (Diesel) SEE NOTE 6	1
38	05742918	ARMATURE ASSEMBLY (Diesel)	1
39	S.I.K.	THRUST WASHER (Diesel) SEE NOTE 4	1

1996 HUMMER PARTS CATALOG

12-10 ELECTRICAL

ITEM	PART NUMBER	DESCRIPTION	QTY
		Figure 12-4 STARTER MOTOR ASSEMBLY (DIESEL) (Cont'd)	
40	S.I.K.	THRUST WASHER (Diesel) SEE NOTE 4	8
41	S.I.K.	GASKET, (Diesel) SEE NOTE 9	2
42	05742920	FRAME AND FIELD ASSEMBLY (Diesel)	1
43	N/S	•SCREW (Diesel)	2
44	05741118	•WASHER (Diesel)	2
45	S.I.K.	•BUSHING (Diesel) SEE NOTE 2	1
46	S.I.K.	•WASHER, neoprene (Diesel) SEE NOTE 2	1
47	S.I.K.	•WASHER, insulating (Diesel) SEE NOTE 2	1
48	S.I.K.	•WASHER, cap (Diesel) SEE NOTE 2	1
49	S.I.K.	•WASHER, plain (Diesel) SEE NOTE 2	1
50	S.I.K.	•LOCKWASHER (Diesel) SEE NOTE 2	4
51	S.I.K.	•NUT (Diesel) SEE NOTE 2	1
52	S.I.K.	•NUT (Diesel) SEE NOTE 2	4
53	S.I.K.	•WASHER, insulating (Diesel) SEE NOTE 2	1
54	S.I.K.	•WASHER, plain (Diesel) SEE NOTE 2	1
55	S.I.K.	•STUD, terminal (Diesel) SEE NOTE 2	1
56	05740960	•BRUSH SET (Diesel)	1
57	N/S	•SCREW (Diesel)	2
58	05740961	•SPRING SET, brush (Diesel)	1
59	S.I.K.	•SCREW (Diesel) SEE NOTE 1	4
60	S.I.K.	•STUD, terminal (Diesel) SEE NOTE 2	1
61	05741666	•PLATE ASSEMBLY, brush (Diesel)	1
62	N/S	•NUT (Diesel)	2
63	05741107	•LOCKWASHER (Diesel)	2
64	N/S	•SCREW (Diesel)	3
65	05741169	•SEAL PACKAGE, brush plate mounting (Diesel)	1
66	S.I.K.	•STUD, terminal (Diesel) SEE NOTE 2	1
67	S.I.K.	•WASHER, insulating (Diesel) SEE NOTE 2	1
68	S.I.K.	•BUSHING, insulating (Diesel) SEE NOTE 2	1
69	S.I.K.	•WASHER, neoprene (Diesel) SEE NOTE 2	1
70	S.I.K.	•WASHER, insulating (Diesel) SEE NOTE 2	1
71	S.I.K.	•WASHER, cap (Diesel) SEE NOTE 2	1
72	S.I.K.	•WASHER, plain (Diesel) SEE NOTE 2	1
73	S.I.K.	•NUT (Diesel) SEE NOTE 2	1
74	S.I.K.	•LOCKWASHER (Diesel) SEE NOTE 2	2
75	S.I.K.	•NUT (Diesel) SEE NOTE 2	3
76	05741120	CONNECTOR (Diesel) switch	1
77	05742919	HEAD ASSEMBLY, commutator end (Diesel)	1
78	S.I.K.	•OIL RETAINER, felt (Diesel) SEE NOTE 3	1

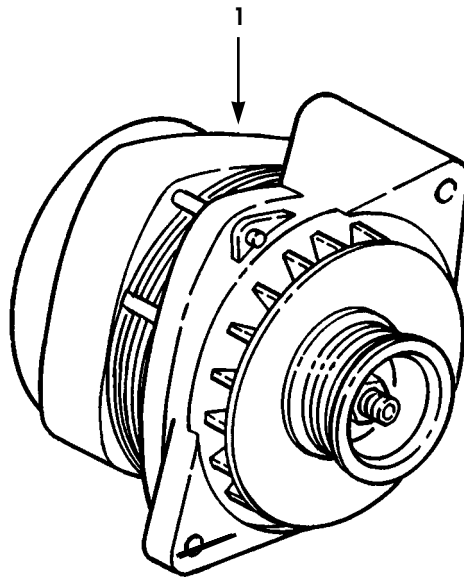
1996 HUMMER PARTS CATALOG

ELECTRICAL 12-11

ITEM	PART NUMBER	DESCRIPTION	QTY
		Figure 12-4 STARTER MOTOR ASSEMBLY (DIESEL) (Cont'd)	
79	S.I.K.	•BEARING, bronze (Diesel) SEE NOTE 3	1
80	S.I.K.	SCREW, solenoid (Diesel) SEE NOTE 1	4
81	05741117	CONNECTOR, switch (Diesel)	1
<p>NOTE 1: PART OF MOUNTING SCREW PACKAGE P/N 05740922</p> <p>NOTE 2: PART OF TERMINAL STUD PACKAGE P/N 05740963</p> <p>NOTE 3: PART OF BEARING AND OIL RETAINER PACKAGE P/N 05741167</p> <p>NOTE 4: PART OF THRUST WASHER PACKAGE P/N 05741171</p> <p>NOTE 5: PART OF PINION STOP AND LOCK RING PACKAGE P/N 05741173</p> <p>NOTE 6: PART OF CORE CONTACT END PARTS PACKAGE P/N 05929757</p> <p>NOTE 7: PART OF YOKE ADJUSTING PARTS PACKAGE P/N 05929744</p> <p>NOTE 8: PART OF CORE YOKE END PARTS PACKAGE P/N 05929758</p> <p>NOTE 9: PART OF GASKET PACKAGE, C.E. AND D.E. HEAD P/N 05741168</p> <p>NOTE 10: PART OF GASKET PACKAGE, INTERMEDIATE BEARING P/N 05740964</p> <p>NOTE 11: PART OF MULTI-PAC P/N 05929755</p>			

1996 HUMMER PARTS CATALOG

12-12 ELECTRICAL



P12-004.1

Figure 12-5. 124-AMP Alternator.

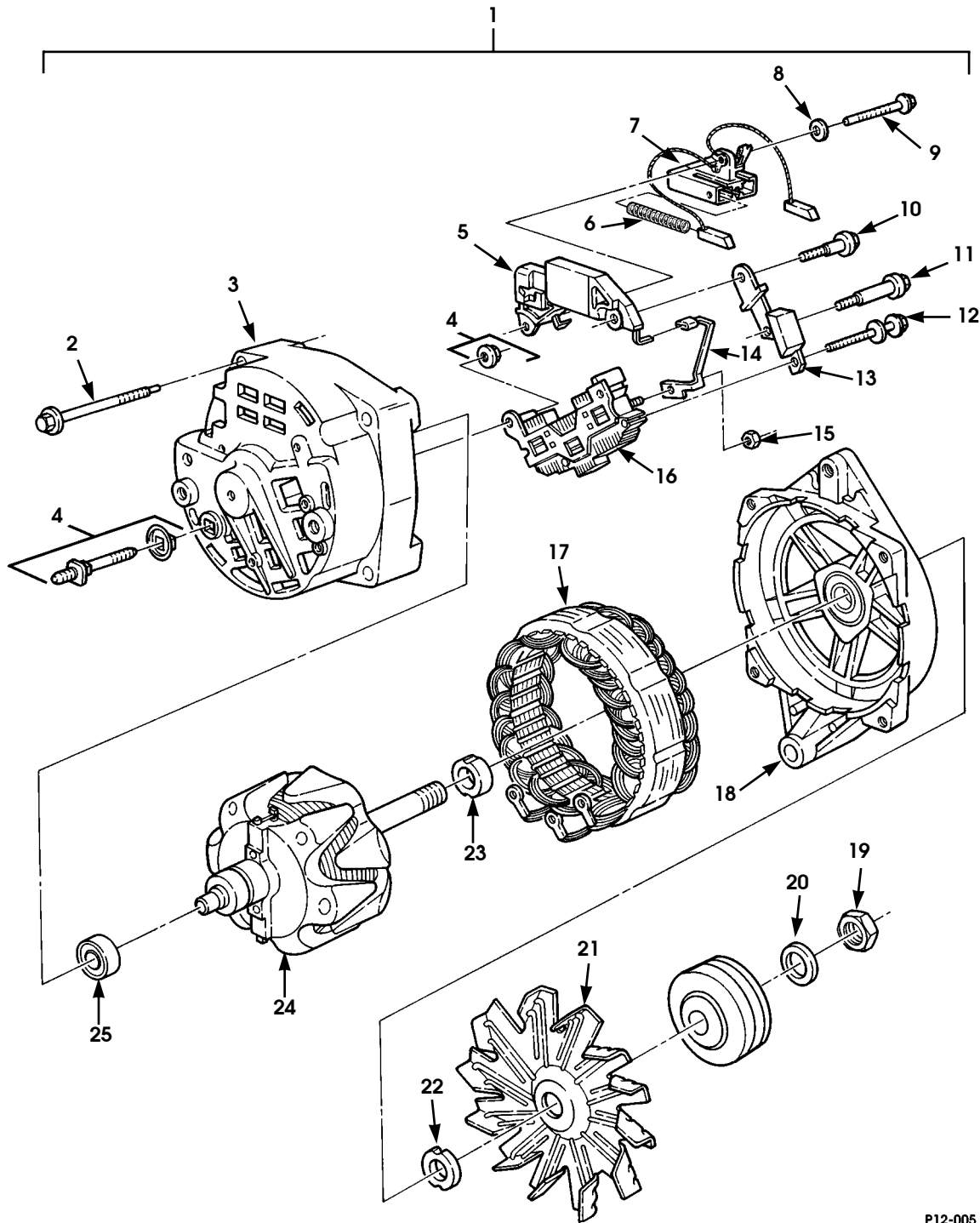
1996 HUMMER PARTS CATALOG

ELECTRICAL 12-13

ITEM	PART NUMBER	DESCRIPTION	QTY
		Figure 12-5 124-AMP ALTERNATOR	
1	06003163	ALTERNATOR, 124-Amp (Non-Turbo Diesel)	1
1	06006776	ALTERNATOR, 124-Amp (Turbo Diesel).	1
1	06003162	ALTERNATOR, 124-Amp (Gas)	1

1996 HUMMER PARTS CATALOG

12-14 ELECTRICAL



P12-005

Figure 12-6. 124-Amp Alternator Assembly.

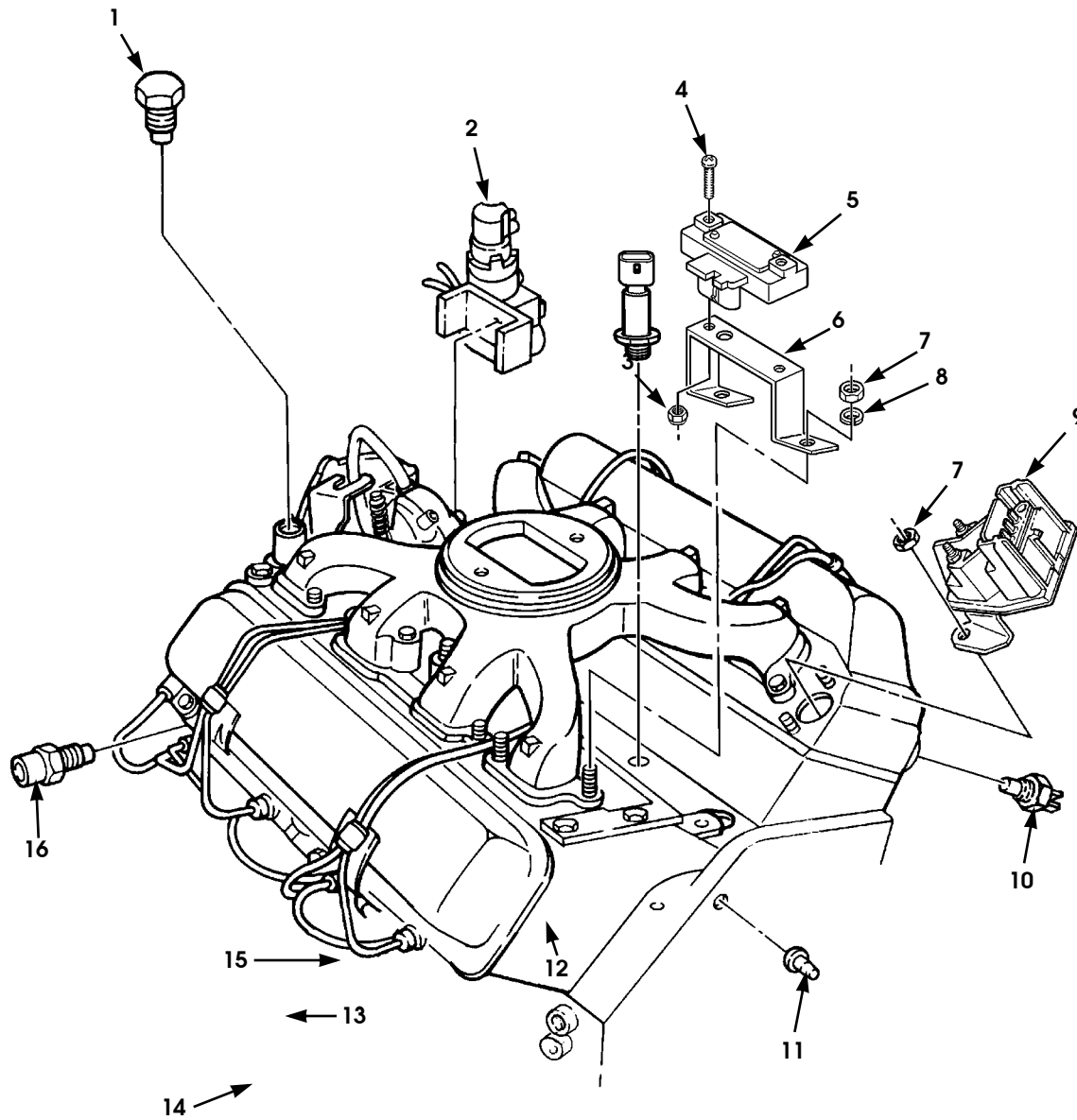
1996 HUMMER PARTS CATALOG

ELECTRICAL 12-15

ITEM	PART NUMBER	DESCRIPTION	QTY
		Figure 12-6 124-AMP ALTERNATOR ASSEMBLY	
1	06003163	ALTERNATOR, 124-Amp (Non-Turbo Diesel)	1
1	06006776	ALTERNATOR, 124-Amp (Turbo Diesel).	1
1	06003162	ALTERNATOR, 124-Amp (Gas)	1
2	05742662	•BOLT, 124 amp, frame	4
3	05742663	•FRAME, includes bearings	1
4	08125185	•TERMINAL PACKAGE, battery	1
5	05742664	•REGULATOR	1
6	05742665	•SPRING, brush	2
7	05742666	•BRUSH HOLDER AND BRUSH ASSEMBLY	1
8	NPN	•WASHER	1
9	05733274	•SCREW, brush holder	1
10	05742667	•SCREW, regulator, 124 amp	1
11	05742668	•SCREW, rectifier bridge	1
12	05742669	•SCREW AND WASHER, rectifier bridge	2
13	05742670	•CAPACITOR	1
14	05742671	•CONNECTOR, rectifier bridge to regulator (Non-Turbo Diesel)	1
15	G 00453996	•NUT, rectifier bridge	3
16	05742672	•RECTIFIER BRIDGE	1
17	05742673	•STATOR ASSEMBLY	1
18	05742674	•FRAME, D.E., includes bearings	1
19	08125242	•NUT, pulley, 85 / 124 amp	1
20	08125186	•LOCKWASHER, shaft nut, D.E.	1
21	08125193	•FAN	1
22	05742676	•COLLAR, outside	1
23	05742677	•COLLAR, inside	1
24	05742678	•ROTOR ASSEMBLY	1
25	05742679	•BALL BEARING, S.R.E.	1

1996 HUMMER PARTS CATALOG

12-16 ELECTRICAL



P12-006

Figure 12-7. Sending Units (Non-Turbo Diesel)

1996 HUMMER PARTS CATALOG

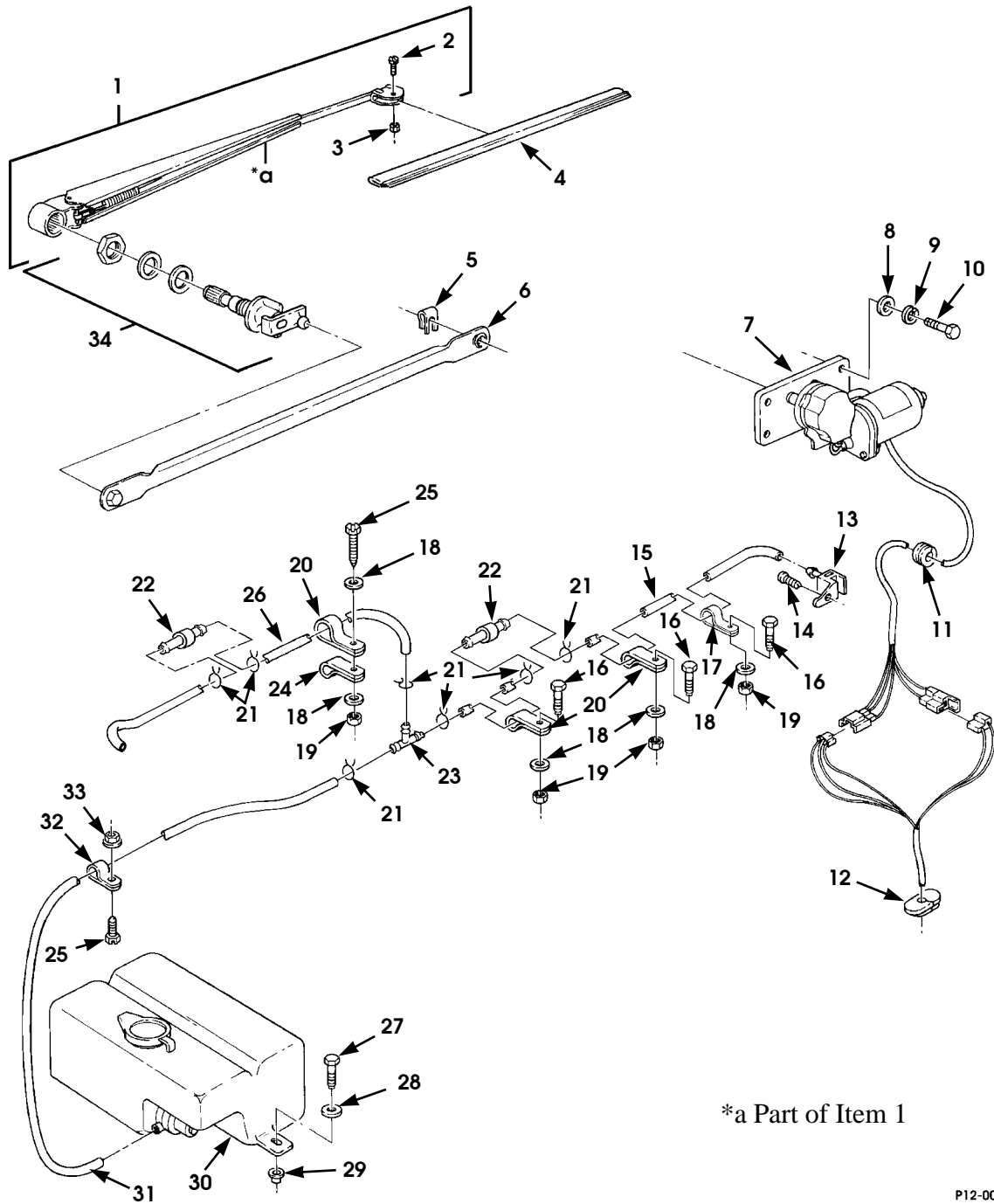
12-31-96

ELECTRICAL 12-17

ITEM	PART NUMBER	DESCRIPTION	QTY
		Figure 12-7 SENDING UNITS (NON-TURBO DIESEL)	
1	05743888	PLUG, cylinder (Non-Turbo Diesel)	1
2	05743243	SENSOR, throttle position (Non-Turbo Diesel)	1
3	G 00271166	LOCKNUT, #10-24 (Non-Turbo Diesel)	2
4	MS 00035206 338	SCREW, #10-24 x 1.125" (Non-Turbo Diesel)	2
5	06003469	SENSOR, barometric pressure (Non-Turbo Diesel)	1
6	06003100	BRACKET, barometric sensor (Non-Turbo Diesel)	1
7	G 11502812	NUT, metric, M10-1.5 (Non-Turbo Diesel)	4
8	G 11500207	LOCKWASHER, m10 (Non-Turbo Diesel)	2
* 9	05742558	CONTROL, glow plug (Non-Turbo Diesel)	1
10	05742560	COLD ADVANCE SWITCH (Non-Turbo Diesel)	1
11	12339238	RIVET, .31" x 5.5 (Non-Turbo Diesel)	1
12	05937262	BUSHING, reducer (Non-Turbo Diesel)	1
13	06000092	SWITCH, oil pressure (Non-Turbo Diesel)	1
* 13	05744455	SWITCH/SENSOR, oil pressure (Turbo Diesel)	1
14	05744134	•SEAL, oil pressure switch (Non-Turbo Diesel)	1
15	06001037	TRANSMITTER, pressure, oil (Non-Turbo Diesel)	1
16	05744032	SENDER, engine temperature (Non-Turbo Diesel)	1

1996 HUMMER PARTS CATALOG

12-18 ELECTRICAL



P12-008

Figure 12-8. Windshield Wiper Motor, Wiper Assembly, and Washer Bottles.

1996 HUMMER PARTS CATALOG

12-31-96

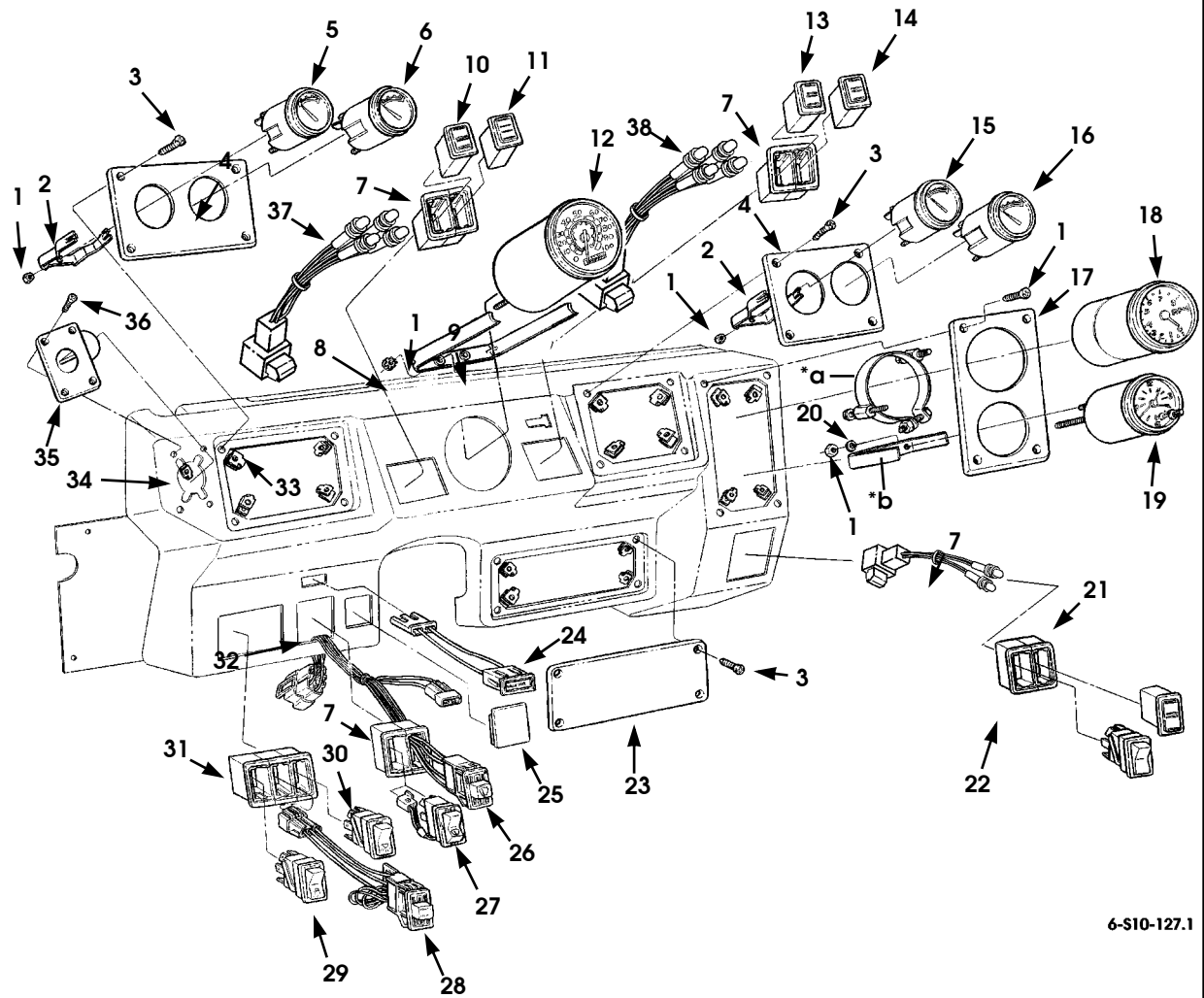
ELECTRICAL 12-19

ITEM	PART NUMBER	DESCRIPTION	QTY
		Figure 12-8 WINDSHIELD WIPER MOTOR, WIPER ASSEMBLY, AND WASHER BOTTLE	
1	06003900	WIPER ARM ASSEMBLY, pivot assembly, less blade . . .	2
2	05741925	•SCREW, arm, 1/8 x .5"	1
3	05741926	•LOCKNUT, arm, 5-40	1
4	06003901	BLADE, wiper arm assembly	2
5	12339427	RETAINER	1
6	12338831	CONNECTING ARM, pivot assembly	2
7	05938822 B2	WIPER MOTOR ASSEMBLY, windshield	1
8	MS 00027183 10	WASHER, wiper motor, 9/32"	3
9	MS 00035338 44P2	LOCKWASHER, wiper motor, 1/4"	3
10	MS 00090725 6	SCREW, wiper motor, 1/4-20 x 3/4"	3
11	MS 00035489 41S	GROMMET, motor lead.	1
12	12339340	GROMMET, motor lead.	1
13	06006600	NOZZLE, windshield washer	2
14	G 00164403	SCREW, nozzle, 8-32 x 5/8"	2
15	N/S	HOSE, 27-inch, windshield washer, SEE NOTE 1	1
16	MS 00051849 76	SCREW, clamp, without CTIS, 10-24 x 3/4"	3
16	MS 00051849 76	SCREW, clamp, with CTIS, 10-24 x 3/4"	4
17	MS 00021333 36	CLAMP, hose, without CTIS, 3/8"	1
17	MS 00021333 36	CLAMP, hose, with CTIS, 3/8"	2
18	MS 00051412 18	WASHER, clamp, without CTIS, #10	5
18	MS 00051412 18	WASHER, clamp, with CTIS, #10	7
19	MS 00035649 202	NUT, clamp, without CTIS, #10-24	4
19	MS 00035649 202	NUT, clamp, with CTIS, #10-24	5
20	MS 00021333 42	CLAMP, hose, 7/8"	3
21	WW C440-3/8	CLAMP, hose	7
22	06005960	CHECK VALVE, washer hose	2
23	12340056	TEE, hose	1
24	MS 00021333 68	CLAMP, hose, 5/16"	1
25	MS 00051849 78	SCREW, clamp, #10-24 x 1"	2
26	N/S	HOSE, 16-inch, windshield washer, SEE NOTE 1	1
27	G 00440502	SCREW, reservoir, #10-24 x 5/8"	2
28	G 00120391	WASHER, reservoir	2
29	05939334	NUT INSERT, reservoir, #10-24	2
30	05936121	RESERVOIR AND PUMP ASSEMBLY, windshield washer .	1
31	N/S	HOSE, 36-inch, windshield washer, SEE NOTE 1	1
32	MS 00021333 107	CLAMP, cushioned, 1.0"	1
33	G 00271166	NUT and LOCKWASHER, #10-24	1
34	12340660	PIVOT ASSEMBLY, windshield wiper motor.	2
*	05933929	SEALER, black siliprene (not illustrated)	
NOTE 1: MAKE FROM BULK HOSE P/N 05741211			

1996 HUMMER PARTS CATALOG

12-20 ELECTRICAL

NOTES



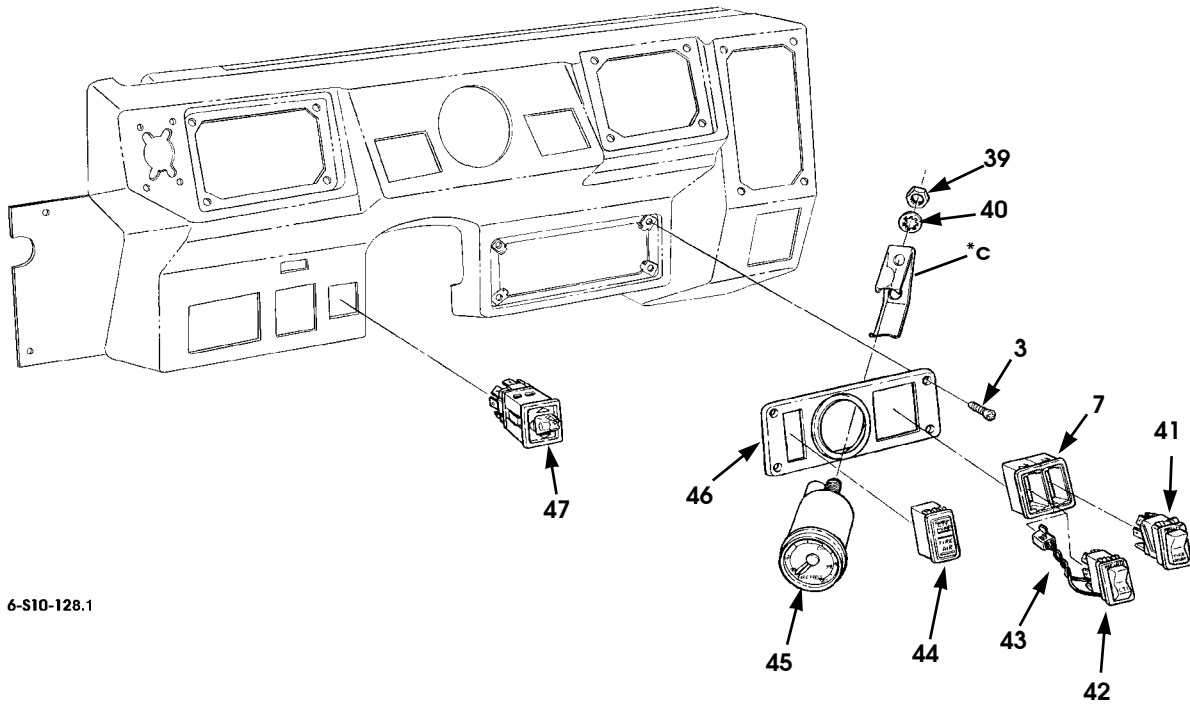
6-S10-127.1

*a Part of Item 18

*b Part of Item 19

Figure 12-9. Instrument Panel Cluster (Sheet 1 of 2)

12-22 ELECTRICAL



6-S10-128.1

*a Part of Item 42

Figure 12-9. Instrument Panel Cluster (Sheet 2 of 2)

1996 HUMMER PARTS CATALOG

4-1-96

ELECTRICAL 12-23

ITEM	PART NUMBER	DESCRIPTION	QTY
		Figure 12-9 INSTRUMENT PANEL CLUSTER	
* 1	G 00271163	NUT, #8-32	17
2	06003428	BRACKET, gauge mounting	3
3	05939651	SCREW, gauge panel #10-16 x .75.	13
4	06003565	PANEL, gauge	2
5	06007068	VOLTMETER.	1
6	06007067	GAUGE, oil pressure	1
6	06007071	GAUGE, oil pressure, metric	1
7	05939042	BEZEL, end	15
8	M 005501/7 F2	CAP	2
9	06003429	BRACKET, electronic speedometer mounting	1
10	06007261	INDICATOR LAMP, left turn and high beam	1
11	05939070	INDICATOR LAMP, brake and seatbelt	1
11	06002653	INDICATOR LAMP, brake and seatbelt, Canadian.	1
12	05744515	SPEEDOMETER, w/trip odometer, electronic	1
12	05744514	SPEEDOMETER, w/trip odometer, metric	1
13	05939072	INDICATOR LAMP, wait and drain filter, (Diesel)	1
13	06002655	INDICATOR LAMP, wait and drain filter, N.Y. State, (Diesel)	1
14	06007262	INDICATOR LAMP, right turn and transfer case lock, (Gas)	1
15	06007494	WATER TEMPERATURE GAUGE	1
15	06007495	WATER TEMPERATURE GAUGE, metric	1
16	06007069	GAUGE, fuel (Diesel)	1
16	06007074	GAUGE, fuel (Gas)	1
17	06006987	PLATE, tachometer, clock.	1
18	06007382	TACHOMETER (Diesel).	1
18	06007196	TACHOMETER (Gas)	1
19	06006995	CLOCK	1
20	MS 00027183 42	WASHER, flat #10	8
21	06002985	INDICATOR LIGHT, check engine and transmission	1
21	06006761	INDICATOR LIGHT, engine/throttle warning	1
22	06005527	SWITCH, aux. fuel tank	1
23	05939270	PANEL, gauge (blank).	1
24	05936134	LAMP ASSEMBLY, washer/wiper indicator.	1
* 25	06007199	PLUG.	1
26	05939551	SWITCH, windshield washer	1
26	06000036	SWITCH, windshield wiper, intermittent, and washer option	1
27	05939550	SWITCH, windshield wiper.	1
28	05939548	SWITCH, panel lights	1
29	05939547	SWITCH, master lighting	1
30	05939549	SWITCH, dome lights.	1

12-31-96

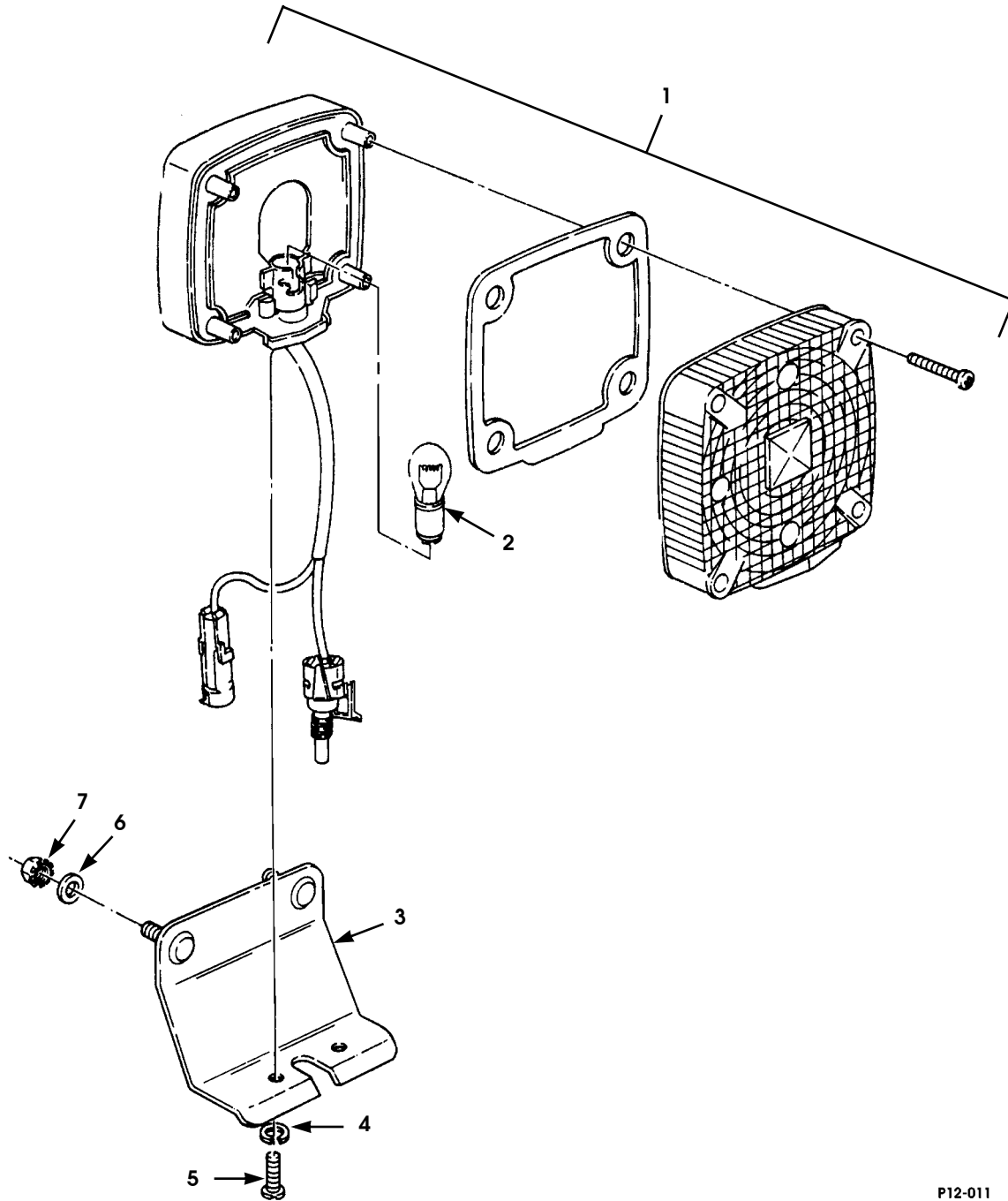
1996 HUMMER PARTS CATALOG

12-24 ELECTRICAL

ITEM	PART NUMBER	DESCRIPTION	QTY
		Figure 12-9 INSTRUMENT PANEL CLUSTER (Cont'd)	
30	06000895	SWITCH, dome light/cargo light.	1
31	05939043	BEZEL, center	1
32	06000830	SHIM	4
33	06000302	SPEEDNUT	13
34	06004081	SPEEDNUT, J-type	4
35	06003558	NOZZLE, defroster.	1
36	G 00156770	SCREW, #8-32 x 1/2"	4
* 37	05939526	JUMPER ASSY., R.H., status center (Non-Turbo Diesel) .	1
* 37	06008669	JUMPER ASSY., R.H., status center (Turbo Diesel)	1
* 38	05939525	JUMPER ASSY., L.H., status center	1
* 39	MS 00051470 3	NUT, #10 -30	10
* 40	G 00120217	LOCKWASHER, #10	10
* 41	06006604	SWITCH, CTI air pressure, axle selector	1
* 42	06006603	SWITCH, CTI inflate/deflate.	1
* 43	06006790	JUMPER, fuel tank selector switch	1
* 44	05939071	INDICATOR LAMP, CTI pump and tire air	1
* 44	06002817	INDICATOR LAMP, CTI pump and tire air (symbols only) (foreign)	1
* 45	06005131	GAUGE, CTI pressure	1
* 46	06006658	PANEL, gauge (with CTI)	1
* 47	06003852	JUMPER AND SWITCH, power mirrors	1

1996 HUMMER PARTS CATALOG

12-26 ELECTRICAL



P12-011

Figure 12-10. Front Turn Signal Light and Mounting Hardware.

1996 HUMMER PARTS CATALOG

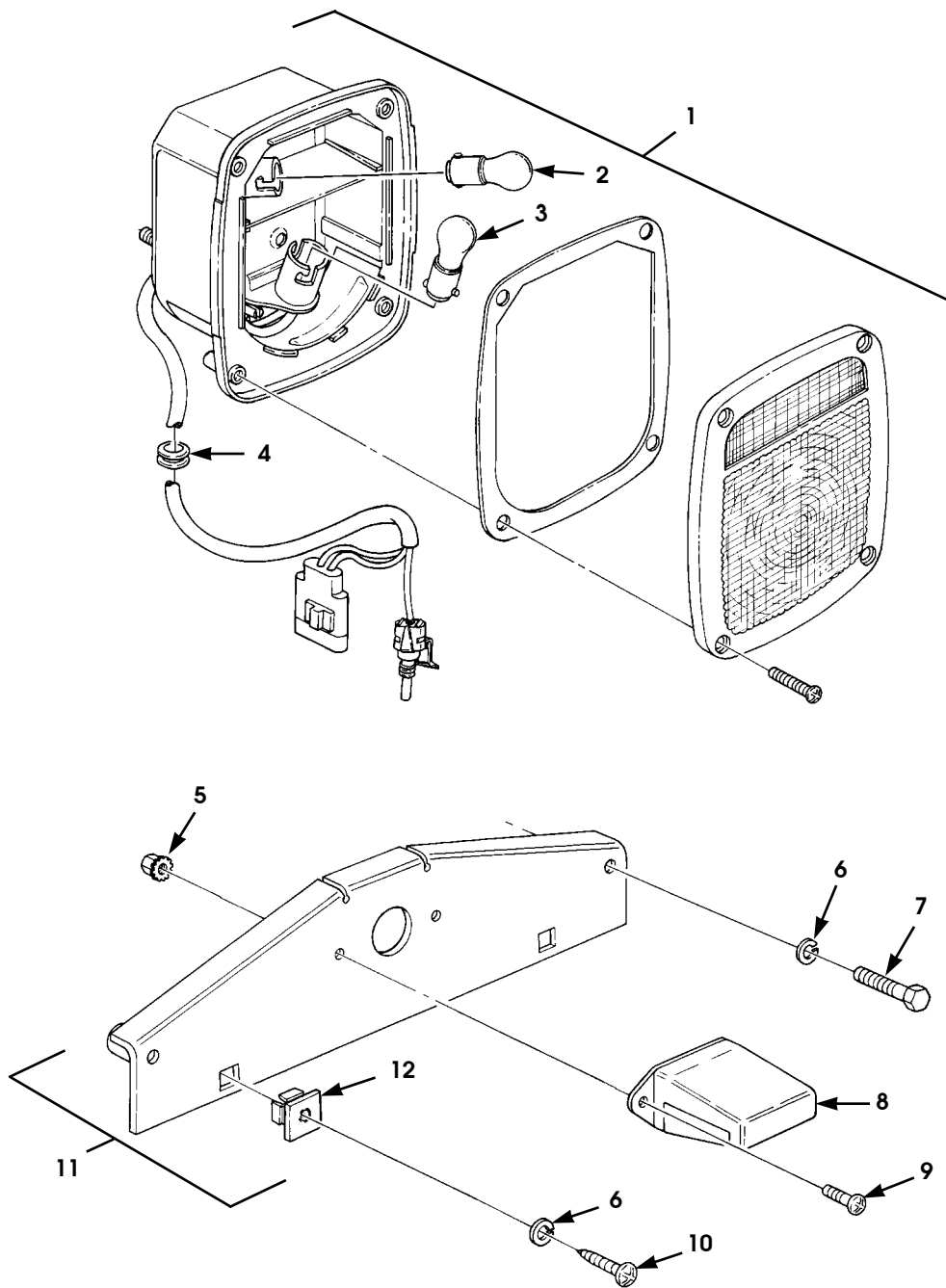
4-1-96

ELECTRICAL 12-27

ITEM	PART NUMBER	DESCRIPTION	QTY
		Figure 12-10 FRONT TURN SIGNAL LIGHT AND MOUNTING HARDWARE	
1	05939420	LAMP,turn signal, amber.	2
★ 2	N/S	• BULB (trade #1157).	2
3	05939093	BRACKET,turn signal	2
4	G 00103319 P2	LOCKWASHER, spring, 1/4"	4
5	G 00179791 P2	BOLT, 1/4"-20 x 1/2"	4
6	MS 00027183 12	WASHER, flat, .344"	4
7	G 00271184	NUT AND LOCKWASHER ASSEMBLY	4

1996 HUMMER PARTS CATALOG

12-28 ELECTRICAL



P12-012

Figure 12-11 Rear Turn Signal Light/Taillight, License Plate Bracket, and Mounting Hardware.

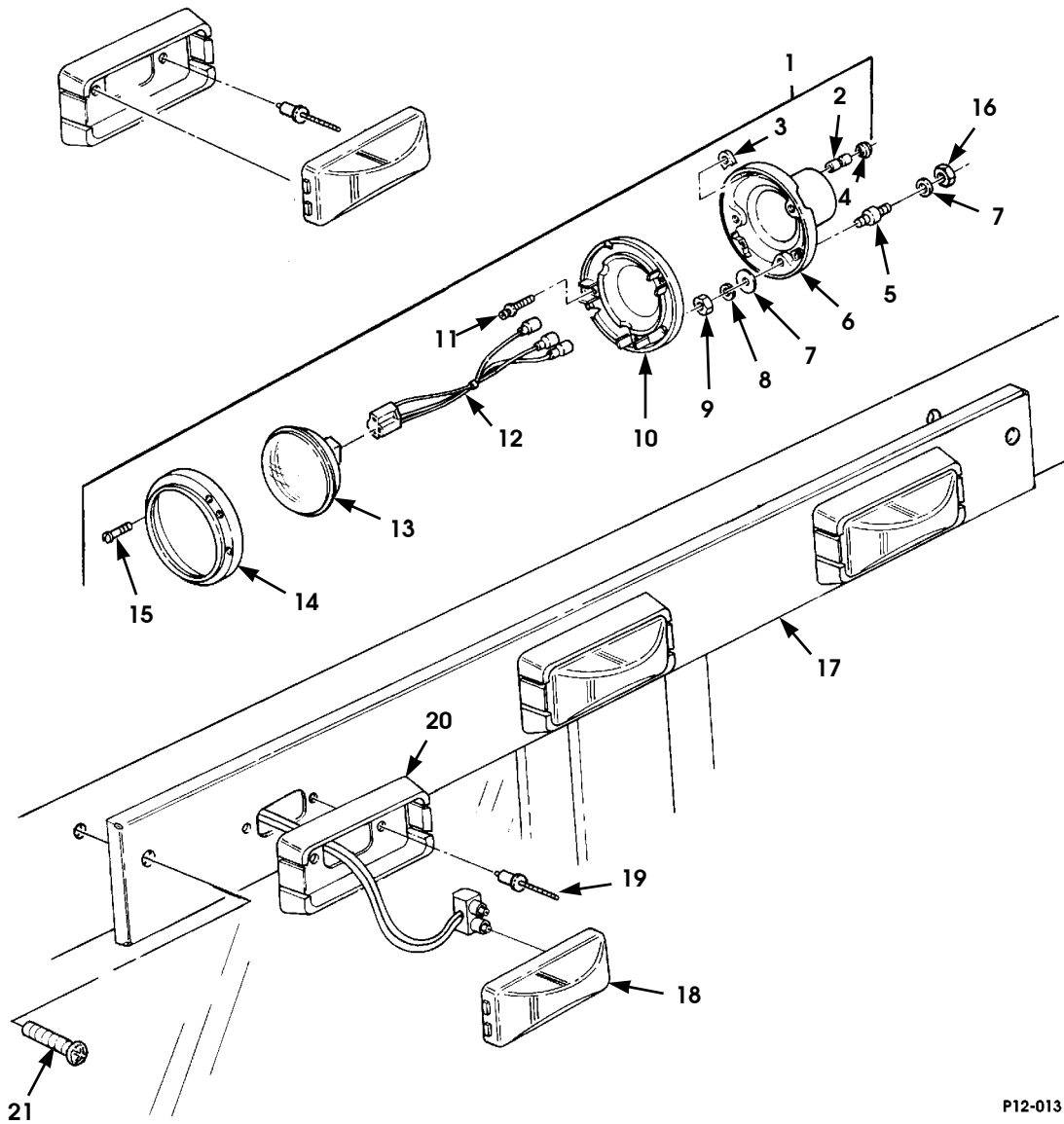
1996 HUMMER PARTS CATALOG

ELECTRICAL 12-29

ITEM	PART NUMBER	DESCRIPTION	QTY
		Figure 12-11 REAR TURN SIGNAL LIGHT/TAILLIGHT, LICENSE PLATE BRACKET, AND MOUNTING HARDWARE	
1	05939089	TAILLIGHT ASSEMBLY	2
2	N/S	•BULB, backup (trade #1156)	1
3	N/S	•BULB, stop, turn, taillight (trade #1157)	1
4	MS 00035489 41	•GROMMET, hole, 3/8", 1.25"	1
5	G 00271163	NUT AND LOCKWASHER, #8-32.	2
6	G 00120380 P2	LOCKWASHER, 1/4"	4
7	G 09418034 P2	SCREW, 1/4"-20 x 1.25"	2
8	05937030	LAMP ASSEMBLY, license plate	1
9	MS 00352062 45P2	SCREW, #8-32 x .5"	2
10	G 09415857	SCREW, 1/4"-28 x .62"	2
11	05937006 B2	BRACKET ASSEMBLY, license plate mount	1
12	05939483	•NUT, square head grommet	2

1996 HUMMER PARTS CATALOG

12-30 ELECTRICAL



P12-013

Figure 12-12 Headlight Assembly and Running Lights.

1996 HUMMER PARTS CATALOG

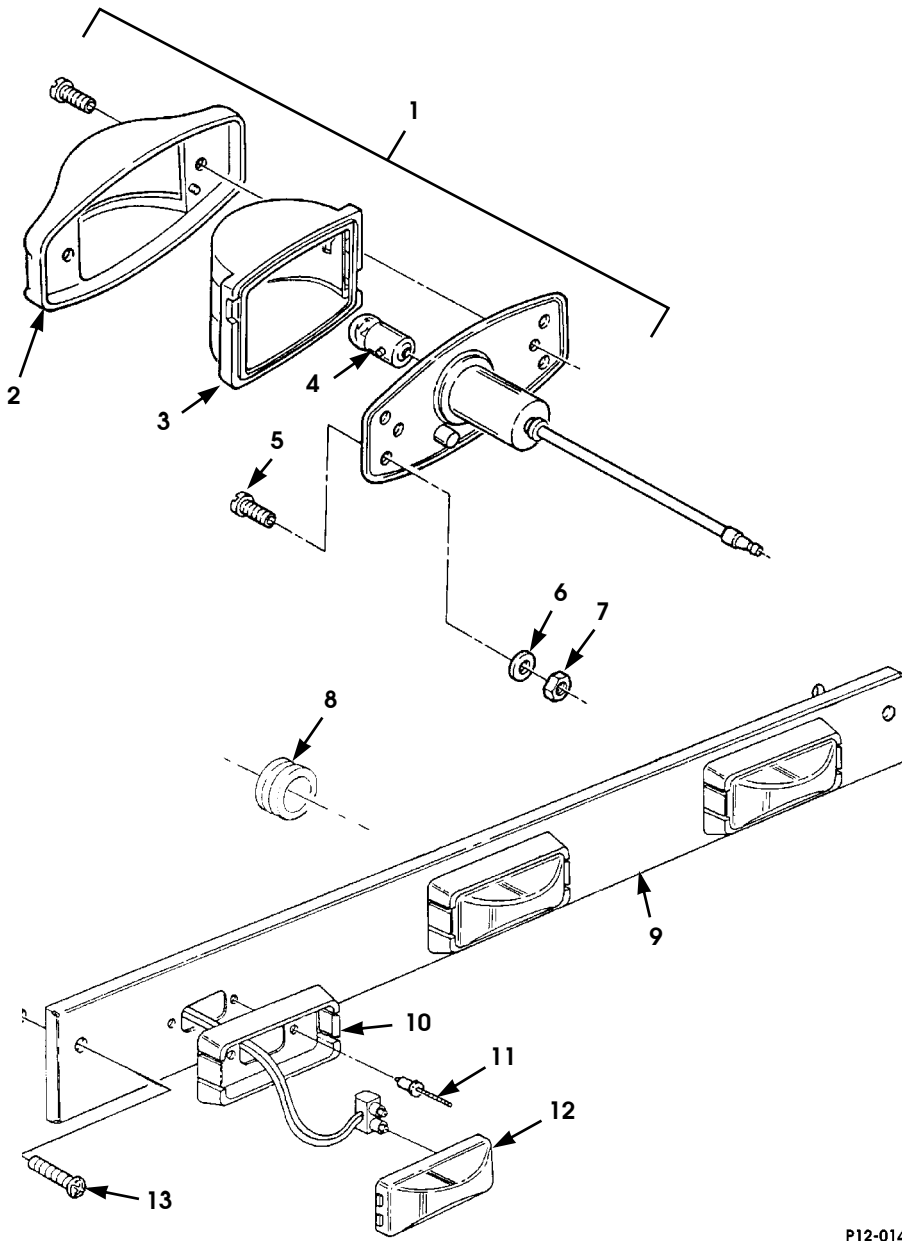
ELECTRICAL 12-31

ITEM	PART NUMBER	DESCRIPTION	QTY
		Figure 12-12 HEADLIGHT ASSEMBLY AND RUNNING LIGHTS	
1	05938841	HEADLIGHT ASSEMBLY	2
2	08741492	•CONNECTOR, headlight	3
3	08741435	•NUT	2
4	08741442	•GROMMET, headlight assy.	3
5	12338607	•MOUNT	3
6	08741461	•HEADLAMP HOUSING	1
7	G 09414920	•WASHER, flat, headlight assembly, 1/4"	9
8	MS 00035338 44P2	•LOCKWASHER, 1/4"	3
9	MS 00051968 2	•NUT, 1/4-28	3
10	08741447	•HEADLAMP MOUNT ASSEMBLY	1
11	07538146	•SCREW, head lamp	2
12	05935897	•HARNES ASSEMBLY, jumper	1
13	05938842	•LAMP, halogen	1
14	08741446	•RETAINING RING	1
15	08741437 P2	•SCREW, headlight bezel	3
16	G 00271175	LOCKNUT, headlight assembly, 1/4"-28.	6
17	05937037 P	BRACKET ASSEMBLY, headlights	1
18	05937027	LAMP, yellow	5
19	M2 4243/5-A 404	RIVET	10
20	05937024	BRACKET, lamp assembly mount	5
21	MS 35206-28 4P2	SCREW	2

4-1-96

1996 HUMMER PARTS CATALOG

12-32 ELECTRICAL



P12-014.1

Figure 12-13. Clearance Marker Light Assembly

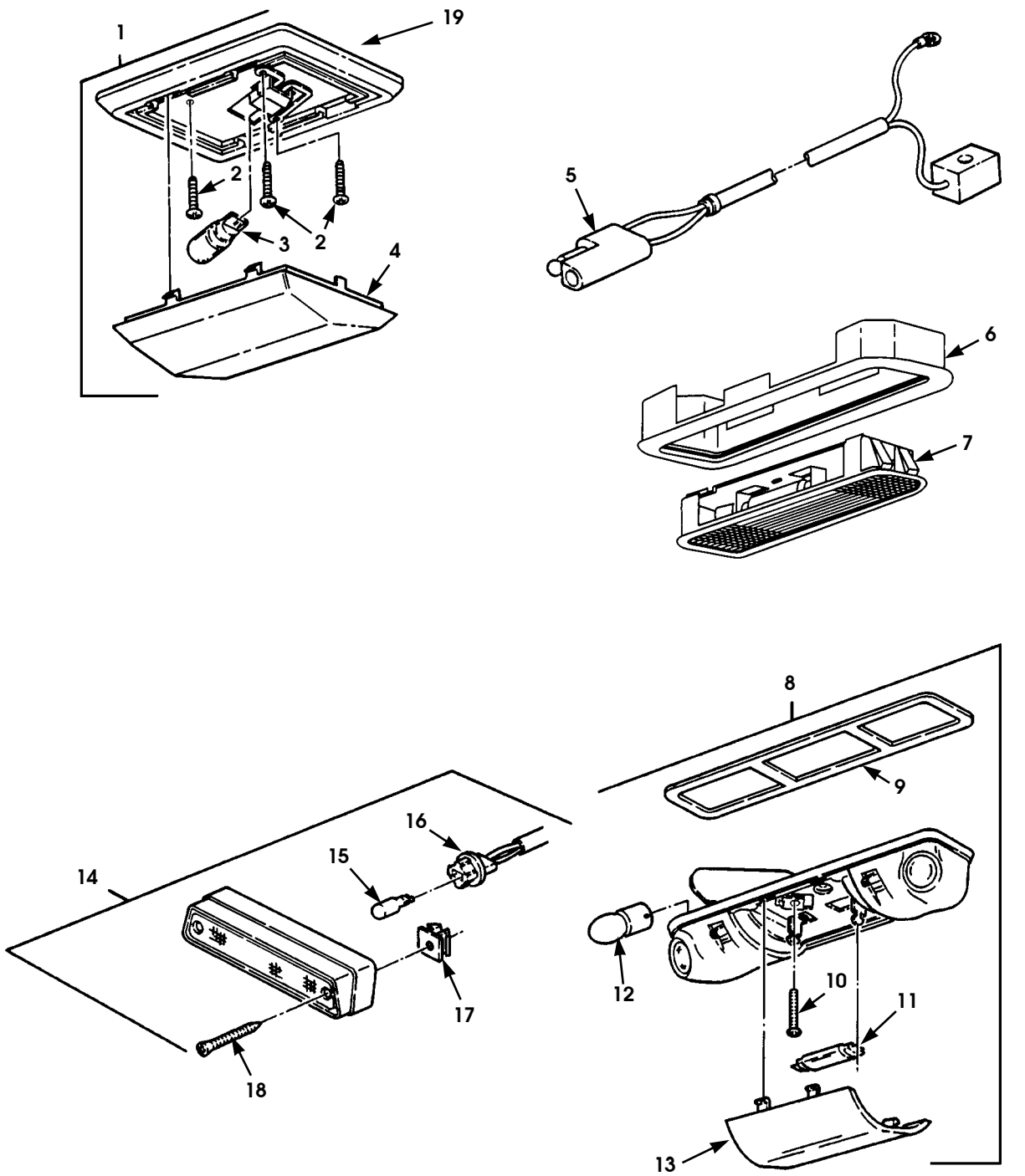
1996 HUMMER PARTS CATALOG

12-31-96

ELECTRICAL 12-33

ITEM	PART NUMBER	DESCRIPTION	QTY
		Figure 12-13 CLEARANCE MARKER LIGHT ASSEMBLY	
1	05937035 B2	LAMP,marker,rear	4
1	05937036 B2	LAMP,marker,front	4
2	MS 00035422 1	•LAMP HOLDER	4
3	MS 00035421 1	•LENS,light,amber,front	2
3	MS 00035421 2	•LENS,light,red,rear	2
4	S.I.A.	•BULB (trade #67)	1
5	MS 00035206 265	SCREW,#10-24 x .75"	16
6	MS 00027183 42	WASHER,flat,#10	16
7	G 00190254	LOCKNUT,#10-24	16
8	MS 00035489 48S	GROMMET,clearance lights	1
9	05939165 P	BRACKET ASSEMBLY,rear	1
10	05937024	BRACKET,lens assembly mounting	5
11	M2 4243/5-A 404	RIVET	10
12	05937026	LAMP ASSEMBLY,red	5
* 13	N/S	SCREW,1/4-20 x 1 3/4"	2

12-34 ELECTRICAL



P12-015

Figure 12-14. Interior Dome Lights.

1996 HUMMER PARTS CATALOG

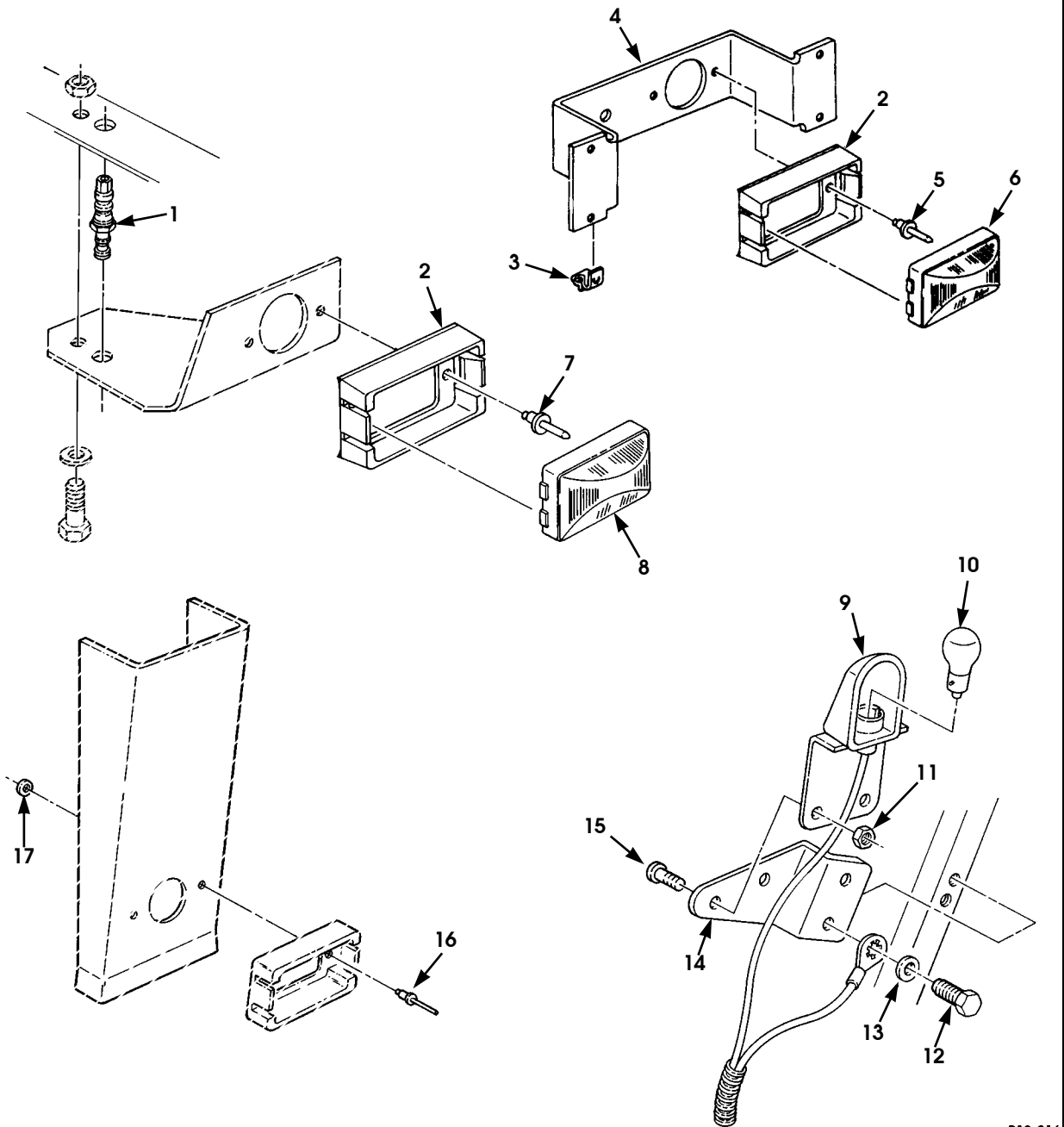
12-31-96

ELECTRICAL 12-35

ITEM	PART NUMBER	DESCRIPTION	QTY
		Figure 12-14 INTERIOR DOME LIGHTS	
1	05939057	DOME LAMP ASSEMBLY, standard	1
		82	
1	05939057	DOME LAMP ASSEMBLY, standard	2
		83	
1	05939057	DOME LAMP ASSEMBLY, standard	3
		84	
2	N/S	•SCREW	3
3	N/S	•LAMP (trade #912)	1
4	05939652	•LENS, dome lamp	1
		82	1
		83	2
		84	3
5	06000975	HARNESS ASSEMBLY, dome lamp jumper	1
		84	
6	06004087	BEZEL, map light.	1
7	06004088	LIGHT, assembly, map	1
8	06000380	MAP/DOME LAMP ASSEMBLY	1
9	06002401	•GASKET, dome lamp.	1
10	S.I.A.	•SCREW	2
11	N/S	•BULB, dome light (trade #105).	1
12	N/S	•BULB, map light (trade #89)	2
13	05939653	•LENS, map/dome lamp	1
14	06000894	CARGO LAMP ASSEMBLY	1
		82, 83	
15	N/S	•LAMP (trade #912)	1
		82, 83	
16	06000893	•HARNESS	1
		82, 83	
17	05939659	•GROMMET, cargo lamp assy.	2
		82, 83	
18	G 00176981 P2	•SCREW	2
* 19	06003013	GASKET, dome lamp assembly, to headliner	1
		82, 83	

1996 HUMMER PARTS CATALOG

12-36 ELECTRICAL



P12-016

Figure 12-15. Interior Courtesy Lights, Underhood Light, and Door Jamb Switch.

1996 HUMMER PARTS CATALOG

12-31-96

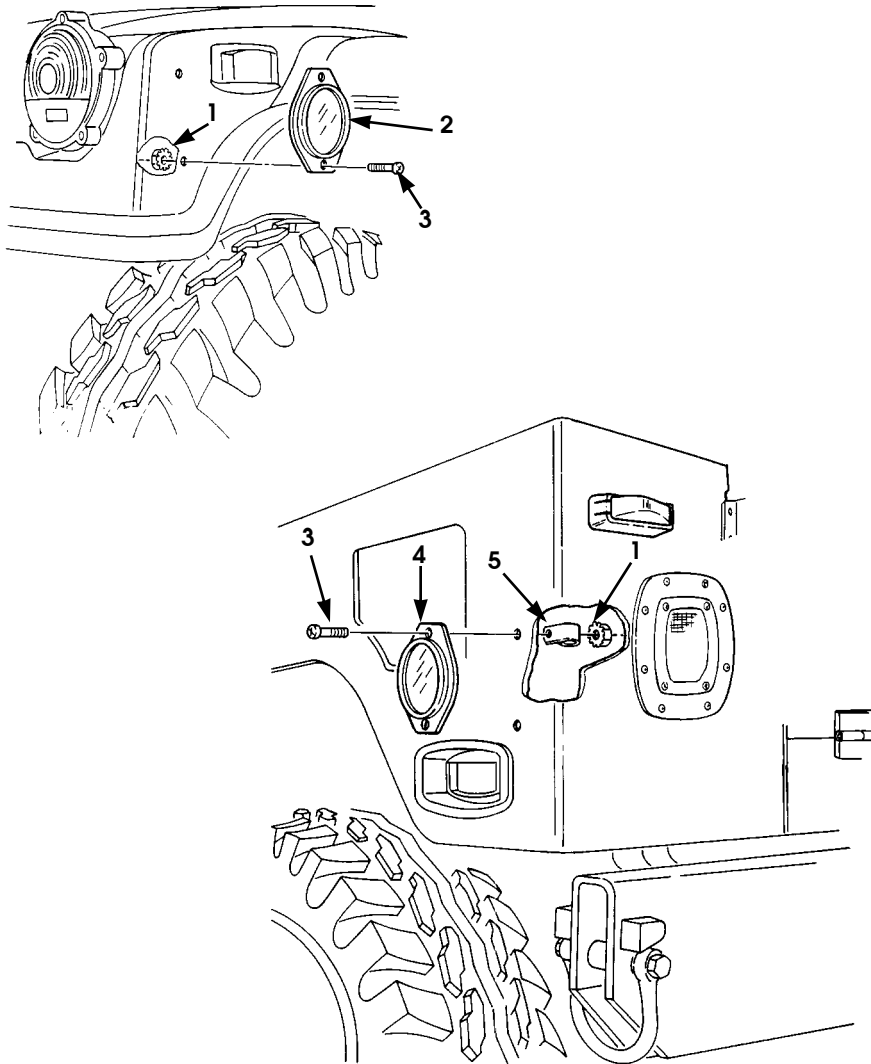
ELECTRICAL 12-37

ITEM	PART NUMBER	DESCRIPTION	QTY
		Figure 12-15 INTERIOR COURTESY LIGHTS, UNDERHOOD LIGHT, AND DOOR JAMB SWITCH	
1	05939088	SWITCH, door jamb	2
		82	
1	05939088	SWITCH, door jamb	4
		83, 84, 85	
2	05937024	BRACKET, lamp assembly mounting	2
		82	
2	05937024	BRACKET, lamp assembly mounting	4
		83, 84, 85	
★ 3	06000008	CLIP, lamp bracket	4
		82	
4	05939995	BRACKET, lamp	2
		82	
5	06002039	RIVET, .125 Dia., blind	4
		82	
6	05939309	LAMP ASSEMBLY	2
		82	
7	06002039	RIVET, .125 Dia, blind	
		82	4
		83, 84, 85.	8
8	05939309	LAMP ASSEMBLY	
		82	2
		83, 84, 85.	4
9	05939456	LAMP ASSEMBLY, underhood	1
10	N/S	BULB (trade #105)	1
11	G 00271169	NUT, underhood lamp bracket, #10-32	2
12	12342499 2	SCREW, hex head, #10-32 x 88	2
13	MS 00027183 8	WASHER	2
14	05939819	BRACKET, underhood lamp	1
15	MS 00035207 263	SCREW, underhood lamp bracket, #10-32 x 1/2"	2
16	06002039	RIVET, .125 Dia, blind	4
★ 17	MS 00027183 42	WASHER, flat.	4

4-1-96

1996 HUMMER PARTS CATALOG

12-38 ELECTRICAL



P12-017

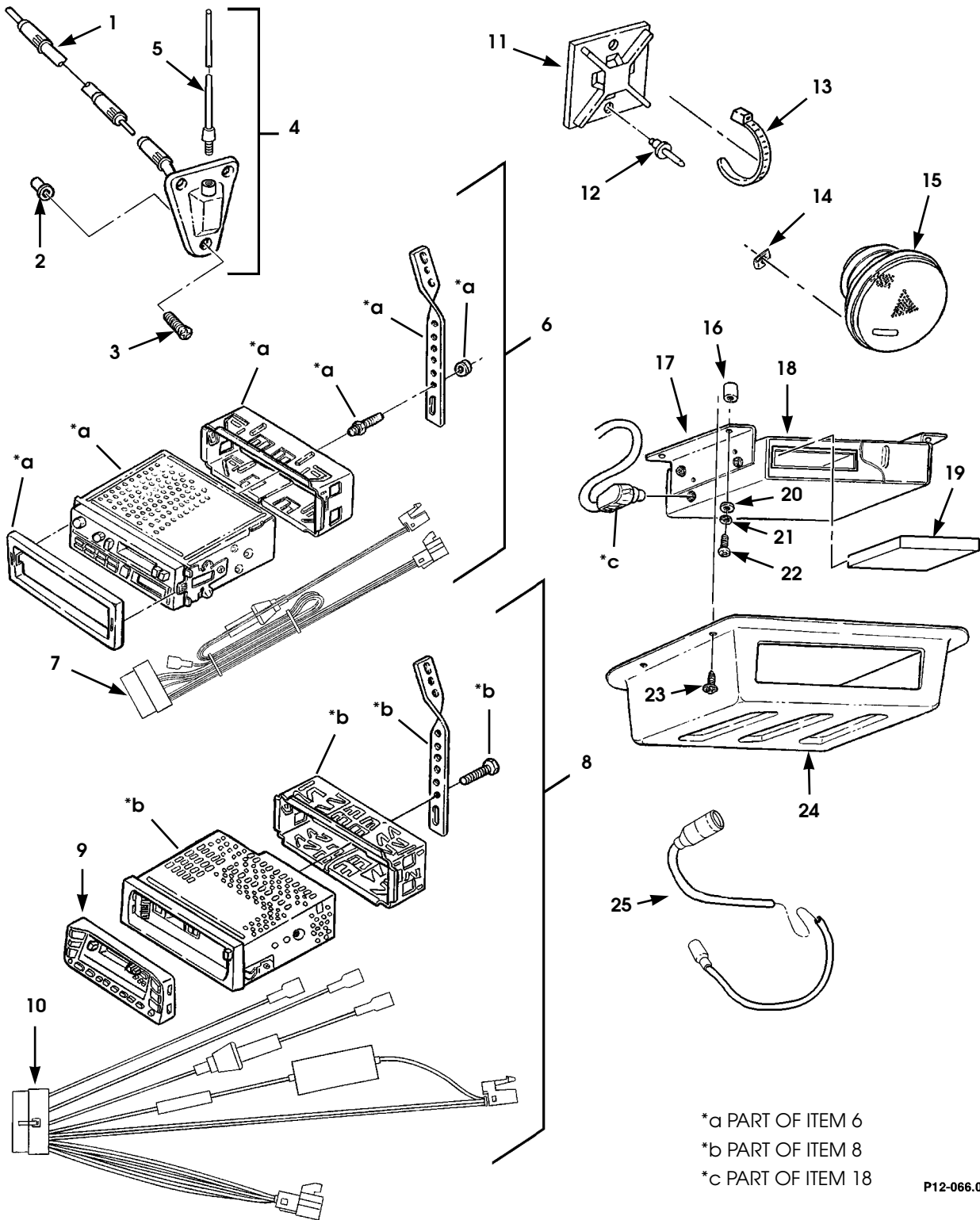
Figure 12-16. Reflector s.

1996 HUMMER PARTS CATALOG

ELECTRICAL 12-39

ITEM	PART NUMBER	DESCRIPTION	QTY
		Figure 12-16 REFLECTORS	
1	G 00271172	LOCKNUT, reflector mounting, 1/4"-20	8
2	05935715 B2	AMBER REFLECTOR, front, side	2
3	MS 35206-28 0-P2	SCREW	8
4	05935714 B2	RED REFLECTOR, rear, side	2
5	MS 00021333 99	CLAMP, tube.	4

12-40 ELECTRICAL



P12-066.0

Figure 12-17. Stereo, Speakers, and Mounting Hardware (Clarion).

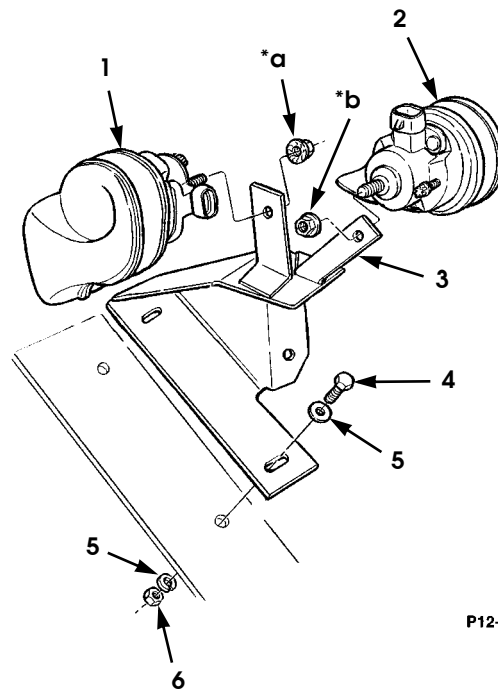
1996 HUMMER PARTS CATALOG

8-15-96

ELECTRICAL 12-41

ITEM	PART NUMBER	DESCRIPTION	QTY
		Figure 12-17 STEREO, SPEAKERS, AND MOUNTING HARDWARE (CLARION)	
1	06007044	CABLE, antenna to radio	1
2	06000337	NUT INSERT	3
3	G 00156770 P2	SCREW, radio antenna	3
4	06007043	ANTENNA	1
5	05744280	•MAST, radio antenna	1
6	06004820	CASSETTE RECEIVER KIT (standard)	1
7	06004821	•JUMPER HARNESS	1
* 8	06008259	CASSETTE RECEIVER KIT (deluxe)	1
9	05744599	•RADIO CONTROL PANEL	1
10	06004411	•JUMPER HARNESS	1
11	06002533	MOUNT, cable tie	1
12	M 24243/1A 405	RIVET.	2
13	MS 0003367 7	TIEDOWN STRAP.	1
14	06004469	SPEEDNUT, J-type.	8
14	06004479	82 SPEEDNUT, J-type.	16
15	06004819	83, 84 DUAL CONE SPEAKER KIT (standard)	1
15	06004470	85 COAXIAL SPEAKER KIT (deluxe)	2
15	06004409	85, 83 COAXIAL SPEAKER KIT (deluxe)	1
15	06004409	82 COAXIAL SPEAKER KIT (deluxe)	2
15	06004818	83, 84 DUAL CONE SPEAKER KIT (standard)	1
15	06004818	82, 85, 89 DUAL CONE SPEAKER KIT (standard)	2
16	05939712	83, 84 NUT INSERT, #10-24.	4
17	06005794	BRACKET, CD mounting	2
18	06006140	CHANGER, CD w/cable.	1
19	05744580	•MAGAZINE, 6-disk changer	1
20	MS 00027183 42	WASHER, flat, #10.	4
21	MS 00035338 43	WASHER, lock, #10.	4
22	MS 00035206 265	SCREW, #10-24 x .75"	4
23	06005624 G	SCREW AND WASHER ASSEMBLY, gray.	4
23	06005624 T	SCREW AND WASHER ASSEMBLY, tan.	4
24	06005958 G	COVER, CD changer, gray.	1
24	06005958 T	COVER, CD changer, tan.	1
25	06006215	EXTENSION CABLE, control head 82, 83	1

12-42 ELECTRICAL



P12-067.1

*a Part if Item 1

*b Part if Item 2

Figure 12-18. Dual Horns.

1996 HUMMER PARTS CATALOG

ELECTRICAL 12-43

ITEM	PART NUMBER	DESCRIPTION	QTY
		Figure 12-18 DUAL HORNS	
1	05939095	HORN AND BRACKET ASSEMBLY, 400 HZ	1
2	05939094	HORN AND BRACKET ASSEMBLY, 500 HZ	1
3	06007345	BRACKET ASSEMBLY, horn/cruise actuator mounting .	1
4	MS 00090725 6	BOLT, 1/4"-20 x 3/4"	2
5	G 02436161	WASHER, 1/4"	4
6	MS 00051943 31	NUT, 1/4"-20	2

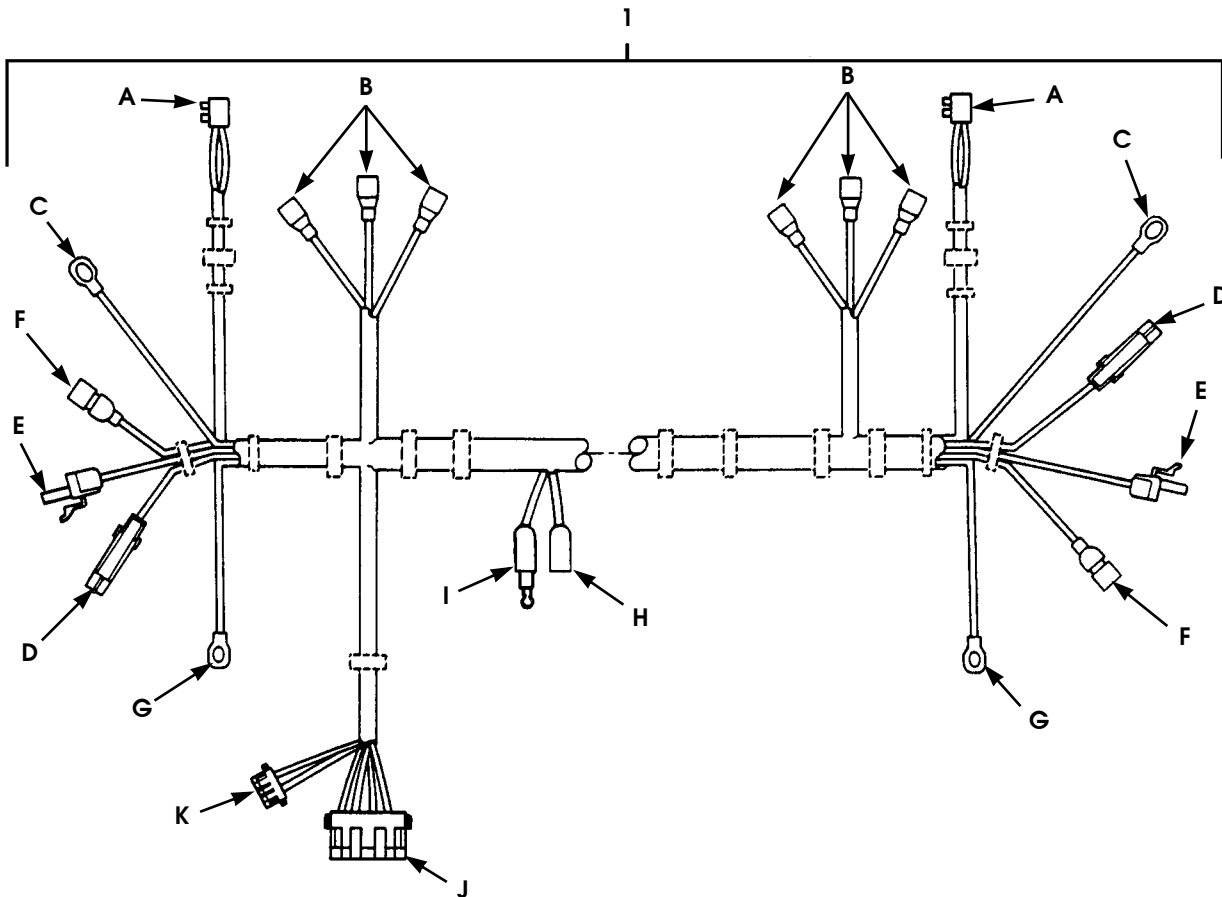
1996 HUMMER PARTS CATALOG

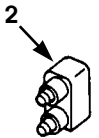
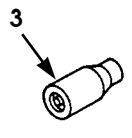

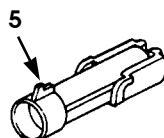
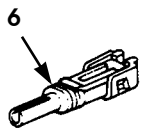
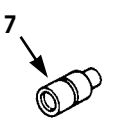
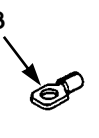
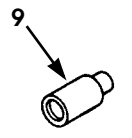

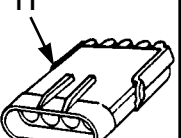
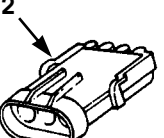
12-44 ELECTRICAL

NOTES

1996 HUMMER PARTS CATALOG

ELECTRICAL 12-45



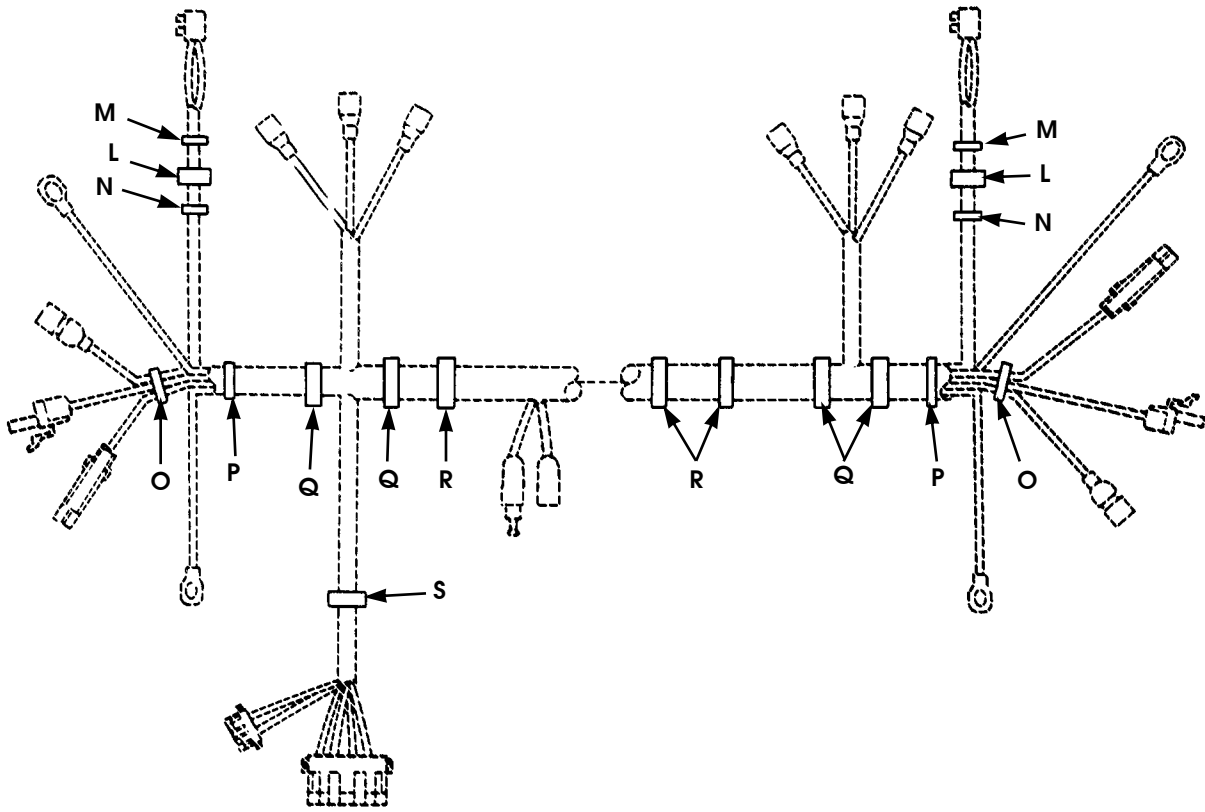
 VIEW A	 VIEW B	 VIEW C	 VIEW D	 VIEW E	 VIEW F
 VIEW G	 VIEW H	 VIEW I	 VIEW J	 VIEW K	




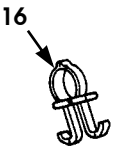

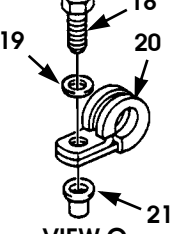
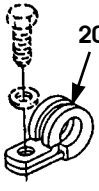
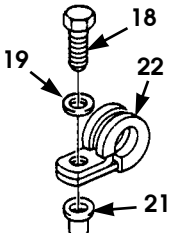
P12-021

Figure 12-19. Hood Wiring Harness (Sheet 1 of 2).

1996 HUMMER PARTS CATALOG

12-46 ELECTRICAL



 <p>VIEW L</p>	 <p>VIEW M</p>	 <p>VIEW N</p>	 <p>VIEW O</p>	 <p>VIEW P</p>	 <p>VIEW Q</p>
 <p>VIEW R</p>	 <p>VIEW S</p>				

P12-022

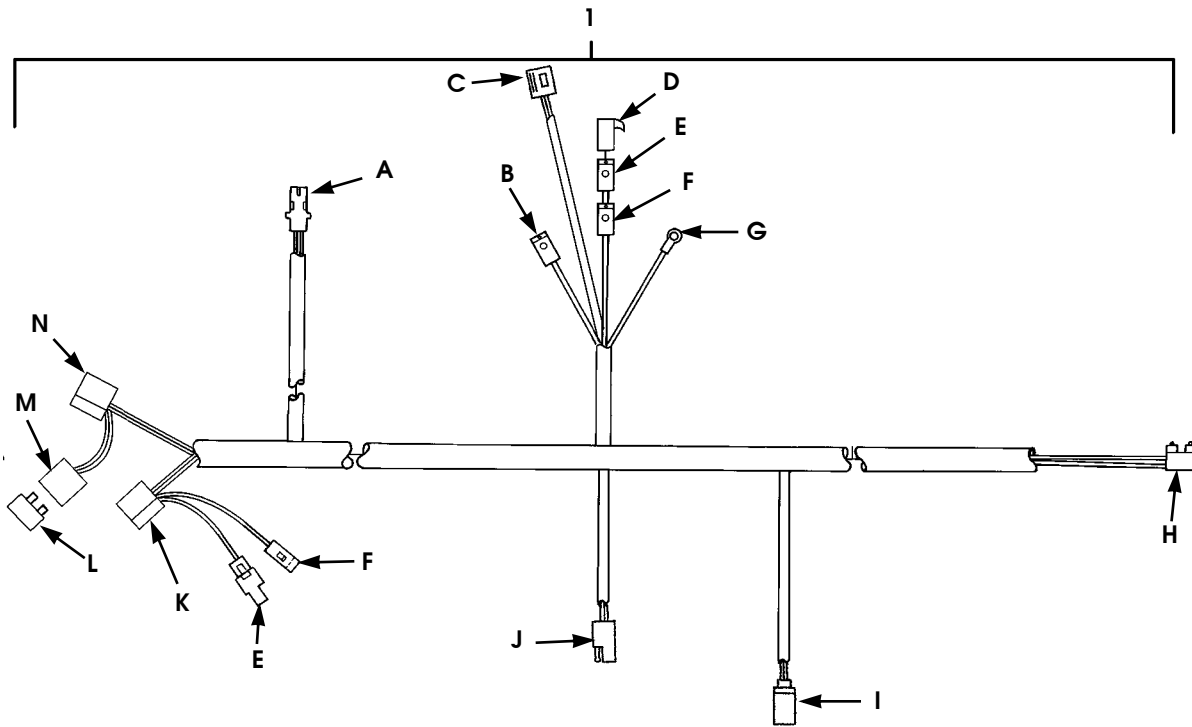
Figure 12-19. Hood Wiring Harness (Sheet 2 of 2).

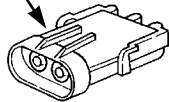
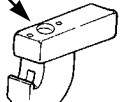
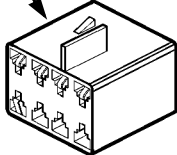

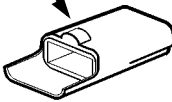
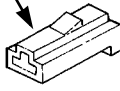
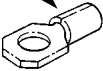
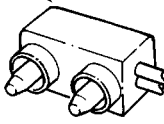
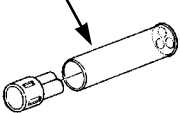
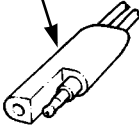
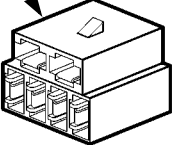

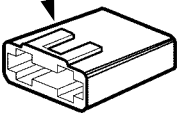
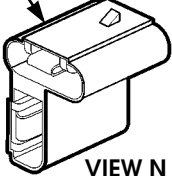
1996 HUMMER PARTS CATALOG

ELECTRICAL 12-47

ITEM	PART NUMBER	DESCRIPTION	QTY
		Figure 12-19 HOOD WIRING HARNESS	
1	05936598	HOOD WIRING HARNESS	1
2	05937021	•CONNECTOR, clearance lamps	2
3	MS 00027142 2	•CONNECTOR PLUG, left and right head lamp	6
4	N/S	•TERMINAL LUG, parking lamp ground	2
5	05939236	•CONNECTOR PLUG, turn signal lamp	2
6	05939237	•CONNECTOR PLUG, park light	2
7	MS 00027144 2	•CONNECTOR PLUG, marker lamp	2
8	N/S	•TERMINAL LUG, marker lamp ground	2
9	N/S	•CONNECTOR PLUG, under hood lamp	1
10	N/S	•CONNECTOR, under hood lamp	1
11	05995732	•CONNECTOR PLUG, to body harness	1
12	05939582	•CONNECTOR PLUG, under hood lamp	1
13	MS 00021333 99	CLAMP, wiring harness	2
14	MS 00035489 10S	GROMMET, wiring harness	2
15	MS 00035489 39S	GROMMET, wiring harness	2
16	12340573	CLIP, harness mounting	2
17	MS 00035489 48S	GROMMET, wiring harness	2
18	MS 00090725 7	SCREW, harness clamps	5
19	MS 00027183 10	WASHER, harness clamps	5
20	MS 00021333 112	CLAMP, wiring harness	7
21	12339397 4	WELLNUT, wiring harness	5
22	MS 00021333 100	CLAMP, wiring harness	1

12-48 ELECTRICAL



 VIEW A	 VIEW B	 VIEW C	 VIEW D	 VIEW E	 VIEW F
 VIEW G	 VIEW H	 VIEW I	 VIEW J	 VIEW K	 VIEW L
 VIEW M	 VIEW N				

6-P12-002

Figure 12-20. Roof Wiring Harness, Two-Door.

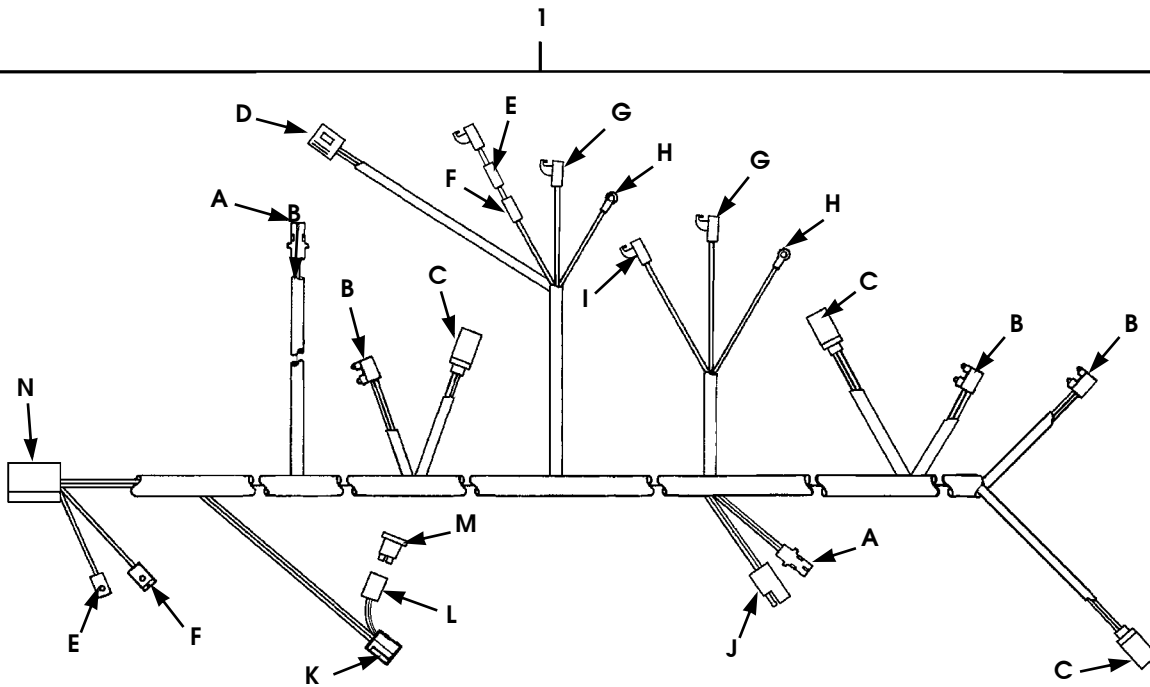
1996 HUMMER PARTS CATALOG

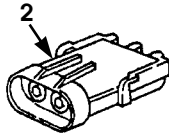
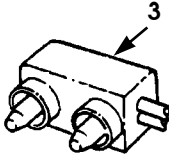
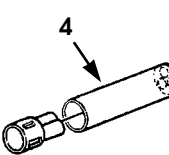
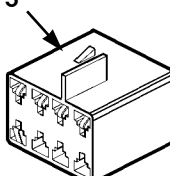
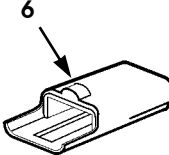
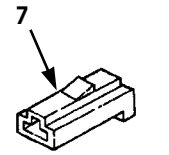
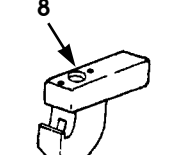
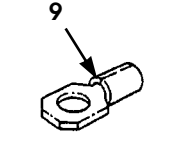
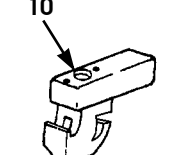
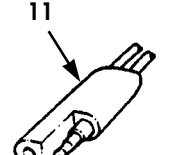
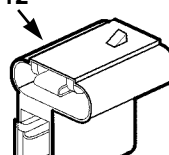
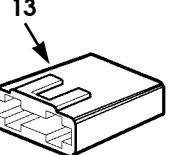
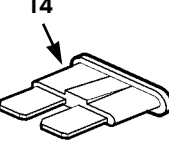
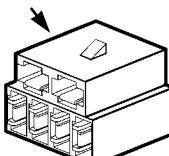
ELECTRICAL 12-49

ITEM	PART NUMBER	DESCRIPTION	QTY
		Figure 12-20 ROOF WIRING HARNESS, TWO-DOOR	
1	06007201	WIRING HARNESS 82	1
1	06005284	WIRING HARNESS 89	1
2	05939099	•CONNECTOR, seatbelt switch	1
3	05939096	•RETAINER, dome lamp	1
4	06007226	•CONNECTOR, dome lamp.	1
5	05939097	•RETAINER, dome lamp	1
6	05937497	•CONNECTOR, dome lamp, one way	2
7	05903092	•CONNECTOR, dome lamp, one way.	2
8	N/S	•TERMINAL RING, dome lamp	1
9	05937039	•CONNECTOR, courtesy light, two way	1
10	05939085	•CONNECTOR, door jamb switch, right	1
11	06000972	•CONNECTOR, cargo light	1
12	06000261	•CONNECTOR, wiring harness.	1
13	06007227	•FUSE, wiring harness, 3 amp	1
14	05903279	•CONNECTOR, wiring harness.	1
15	05936490	•CONNECTOR, wiring harness.	1

1996 HUMMER PARTS CATALOG

12-50 ELECTRICAL



 VIEW A	 VIEW B	 VIEW C	 VIEW D	 VIEW E	 VIEW F
 VIEW G	 VIEW H	 VIEW I	 VIEW J	 VIEW K	 VIEW L
 VIEW M	 VIEW N				

6-P12-001

Figure 12-21. Roof Wiring Harness, Four-Door.

1996 HUMMER PARTS CATALOG

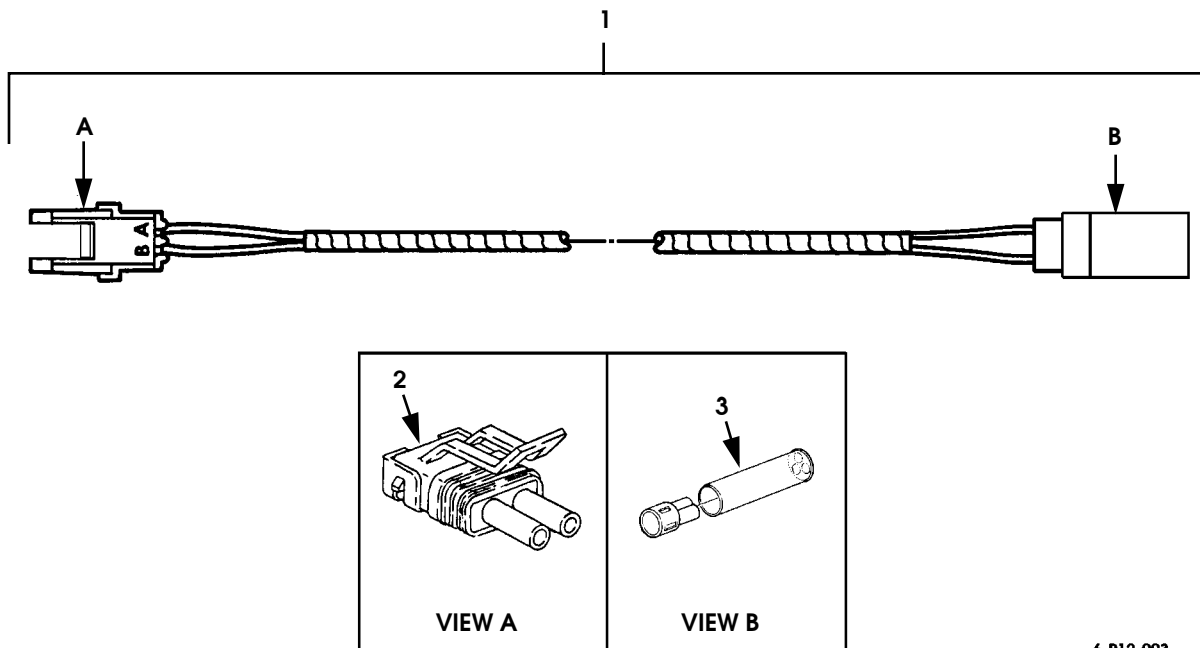
12-31-96

ELECTRICAL 12-51

ITEM	PART NUMBER	DESCRIPTION	QTY
		Figure 12-21 ROOF WIRING HARNESS, FOUR-DOOR	
* 1	06008666	WIRING HARNESS 83 and 84	1
2	05939099	•CONNECTOR, seatbelt switch	1
3	05937039	•CONNECTOR, sleeve courtesy light	3
4	05939085	•CONNECTOR, courtesy light	3
5	06007226	•CONNECTOR, mirror.	2
6	05937497	•CONNECTOR, dome lamp.	2
7	05903092	•CONNECTOR, dome lamp.	2
8	05939096	•RETAINER, dome lamp.	3
9	N/S	•TERMINAL RING, dome lamp	2
10	05939097	•RETAINER, dome lamp	1
11	06000972	•CONNECTOR, cargo light	1
12	05936490	•CONNECTOR, wiring harness.	1
13	05903279	•CONNECTOR, wiring harness.	1
14	06007227	•FUSE, body harness, 3 amp	1
15	06000261	•CONNECTOR, wiring harness.	1

1996 HUMMER PARTS CATALOG

12-52 ELECTRICAL



6-P12-003

Figure 12-22. Rear Door Courtesy Light Jumper Harness Switch.

1996 HUMMER PARTS CATALOG

ELECTRICAL 12-53

ITEM	PART NUMBER	DESCRIPTION	QTY
		Figure 12-22 REAR DOOR COURTESY LIGHT JUMPER HARNESS SWITCH	
1	06006674	HARNESS, switch, rear door courtesy light	1
2	06003280	•CONNECTOR, ground seal.	1
3	05939085	•CONNECTOR, sleeve, courtesy light	1

1996 HUMMER PARTS CATALOG

12-54 ELECTRICAL

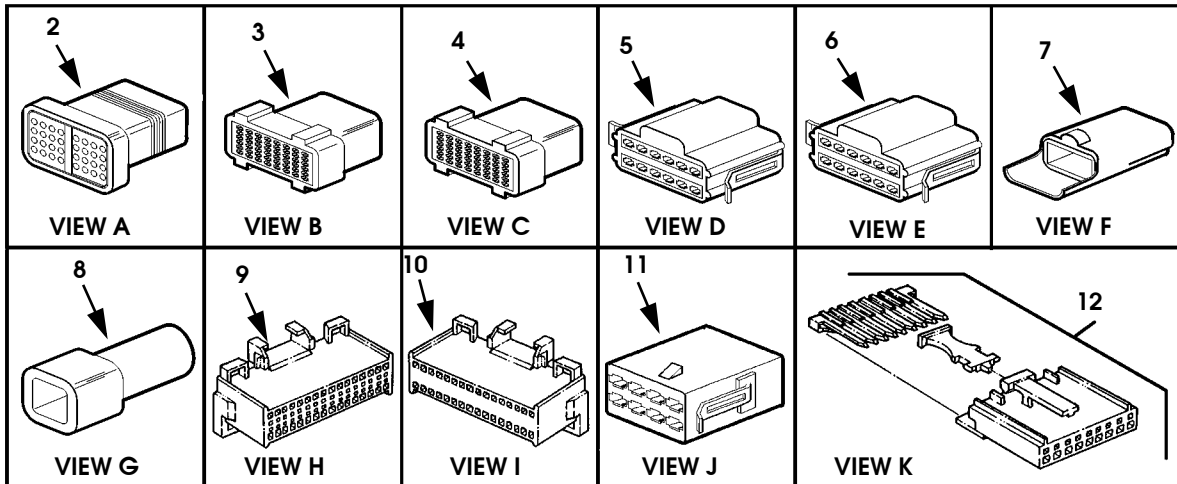
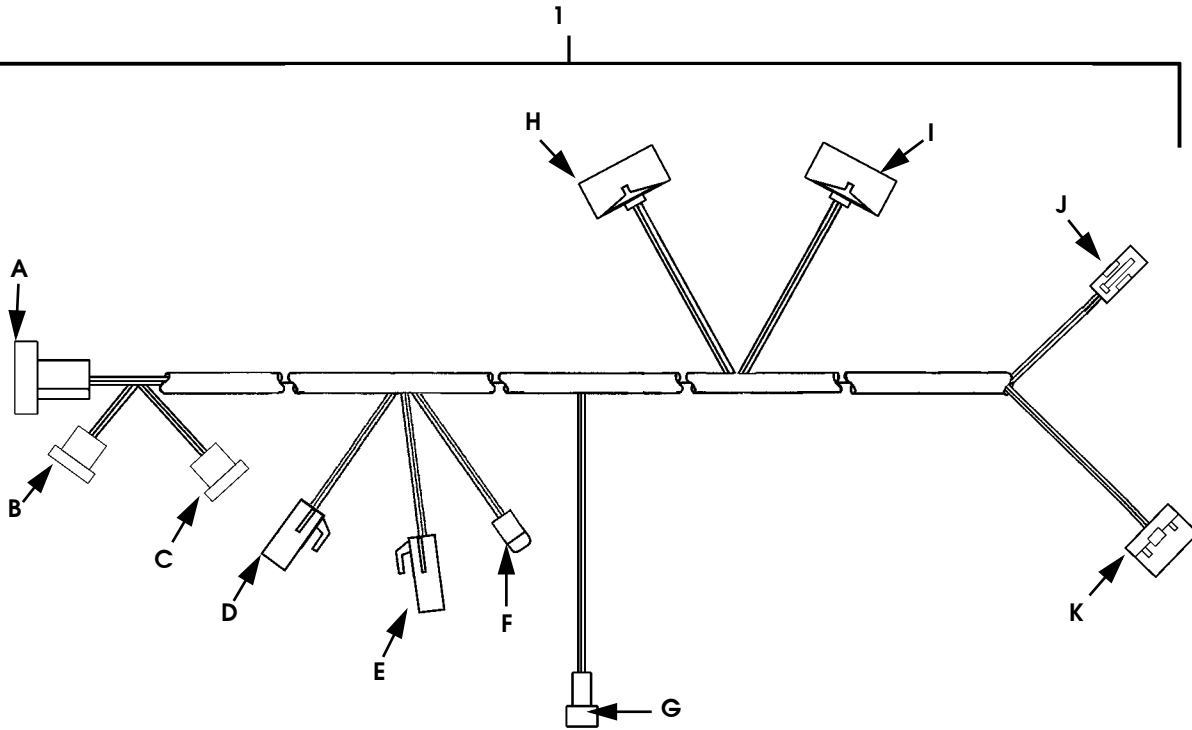


Figure 12-23. Control Harness Assembly, Non-Turbo Diesel

6-P12-005

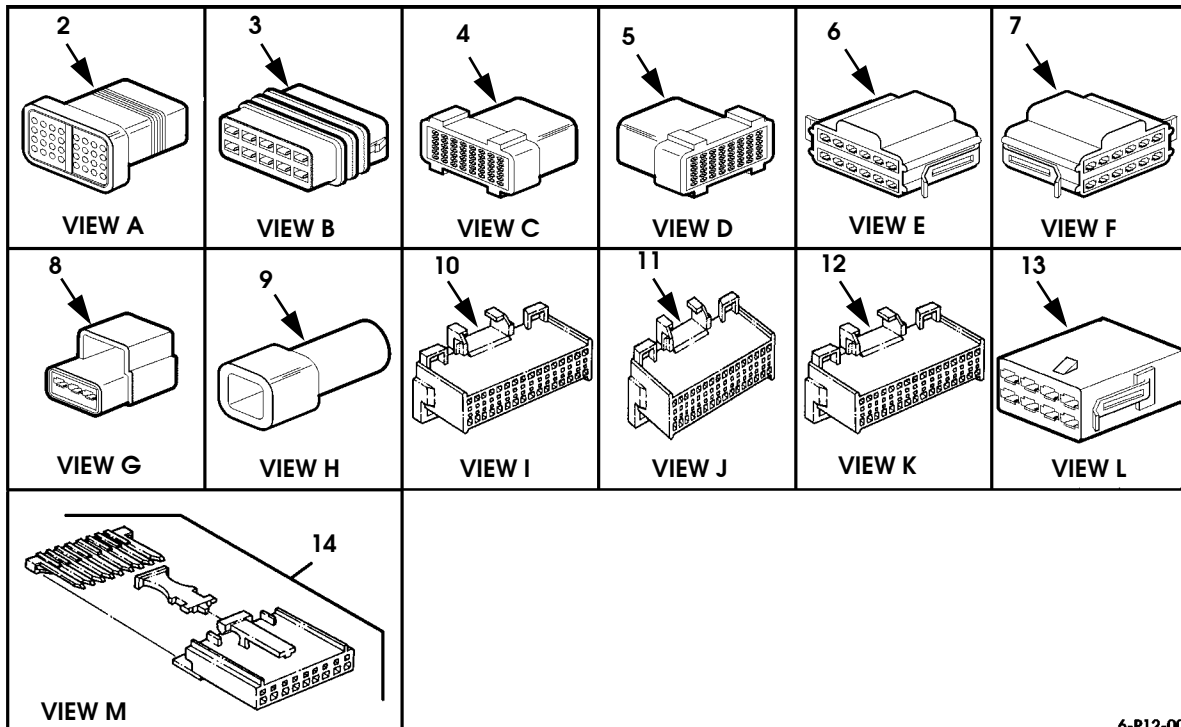
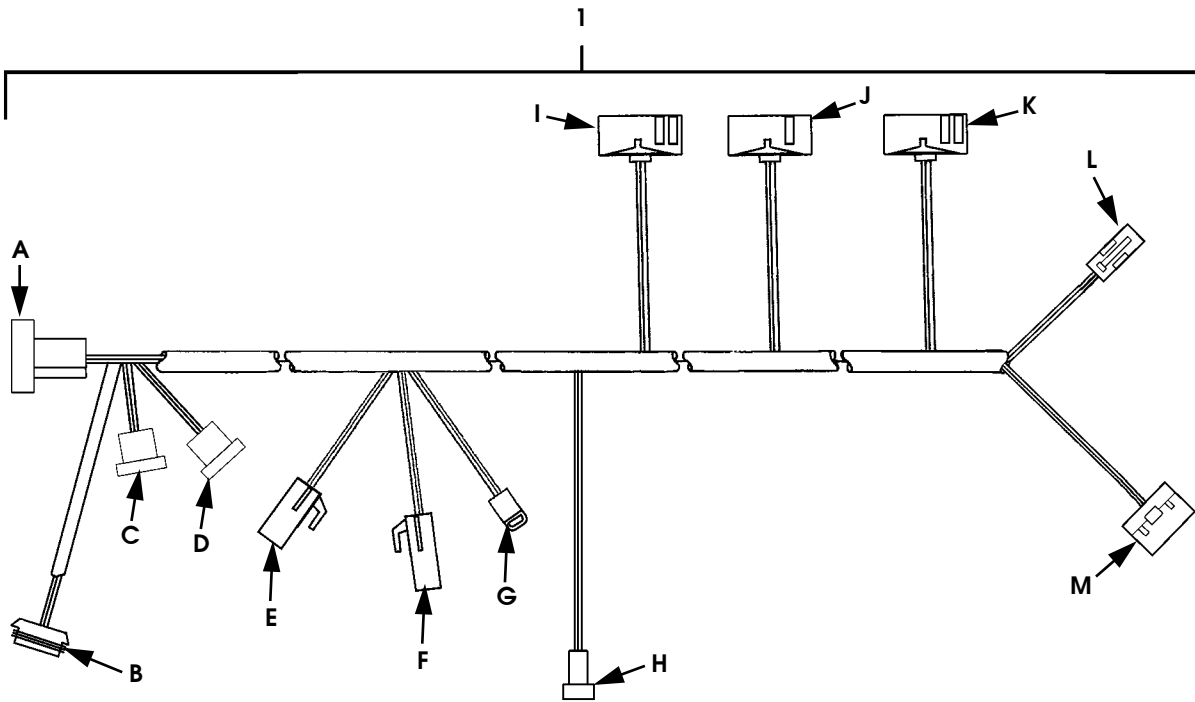
1996 HUMMER PARTS CATALOG

ELECTRICAL 12-55

ITEM	PART NUMBER	DESCRIPTION	QTY
		Figure 12-23 CONTROL HARNESS ASSEMBLY, NON-TURBO DIESEL	
1	06007120	CONTROL HARNESS ASSEMBLY, non-turbo diesel.	1
2	06006881	•CONNECTOR, engine harness.	1
3	06007016	•CONNECTOR, body harness	1
4	06006957	•CONNECTOR, body harness	1
5	06003227	•CONNECTOR, transmission harness.	1
6	06006954	•CONNECTOR, transmission harness.	1
7	06007019	•CONNECTOR, A/C harness	1
8	06004020	•CONNECTOR, overspeed alarm harness.	1
9	06003248	•CONNECTOR, transmission control module (TCM) . .	1
10	06003252	•CONNECTOR, transmission control module (TCM) . .	1
11	06004843	•CONNECTOR, digital ratio adapter (DRA)	1
12	06003257	•CONNECTOR, digital ratio adapter (DRA)	1

1996 HUMMER PARTS CATALOG

12-56 ELECTRICAL



6-P12-006

Figure 12-24. Control Harness Assembly, Turbo Diesel

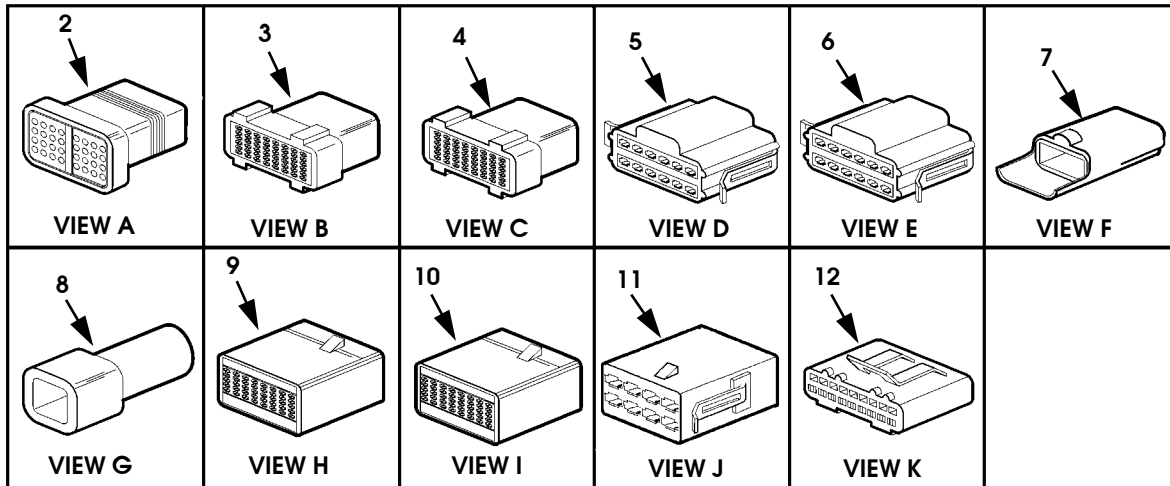
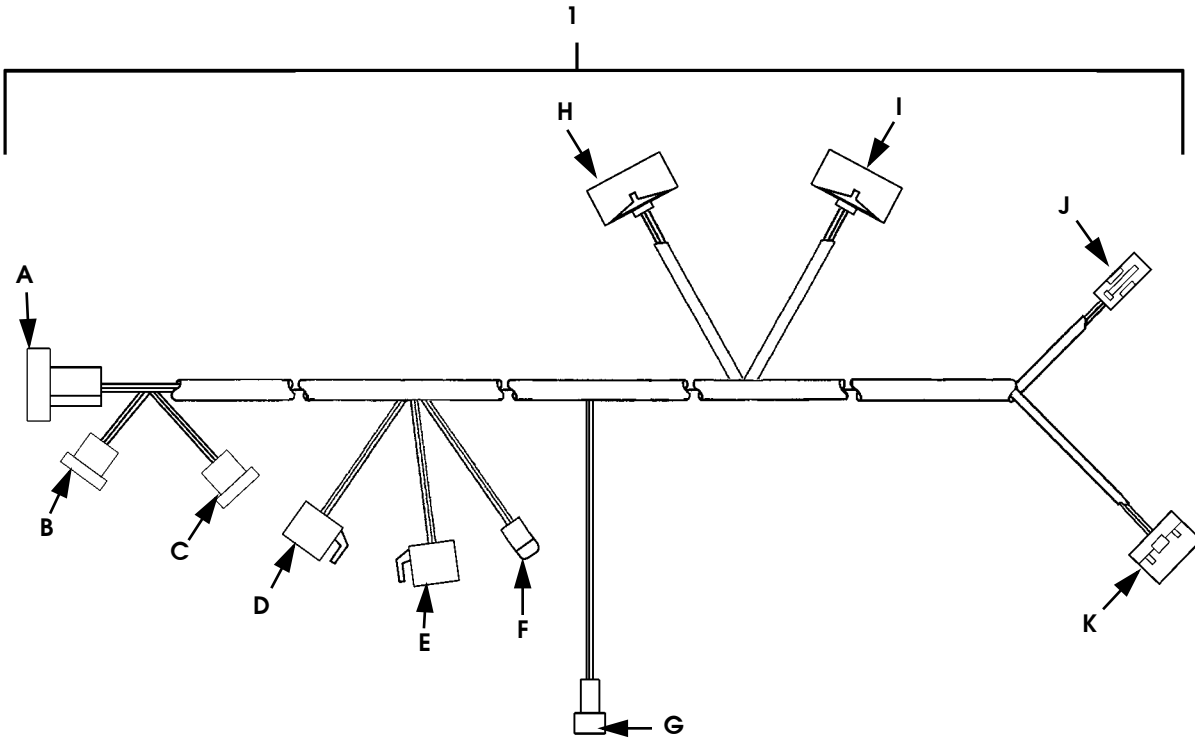
1996 HUMMER PARTS CATALOG

ELECTRICAL 12-57

ITEM	PART NUMBER	DESCRIPTION	QTY
		Figure 12-24 CONTROL HARNESS ASSEMBLY, TURBO DIESEL	
1	06006882	CONTROL HARNESS ASSEMBLY, turbo diesel.	1
2	06006881	•CONNECTOR, engine harness.	1
3	06006958	•CONNECTOR, pedal position sensor	1
4	06007016	•CONNECTOR, body harness	1
5	06006957	•CONNECTOR, body harness	1
6	06003227	•CONNECTOR, transmission harness.	1
7	06006954	•CONNECTOR, transmission harness.	1
8	06007019	•CONNECTOR, A/C harness	1
9	06004020	•CONNECTOR, overspeed alarm harness.	1
10	06006953	•CONNECTOR, powertrain control module (PCM). . .	1
11	06006956	•CONNECTOR, powertrain control module (PCM). . .	1
12	06006955	•CONNECTOR, powertrain control module (PCM). . .	1
13	06004843	•CONNECTOR, digital ratio adapter (DRA).	1
14	06003257	•CONNECTOR, digital ratio adapter (DRA).	1

1996 HUMMER PARTS CATALOG

12-58 ELECTRICAL



6-P12-004

Figure 12-25. Control Harness Assembly, Gas

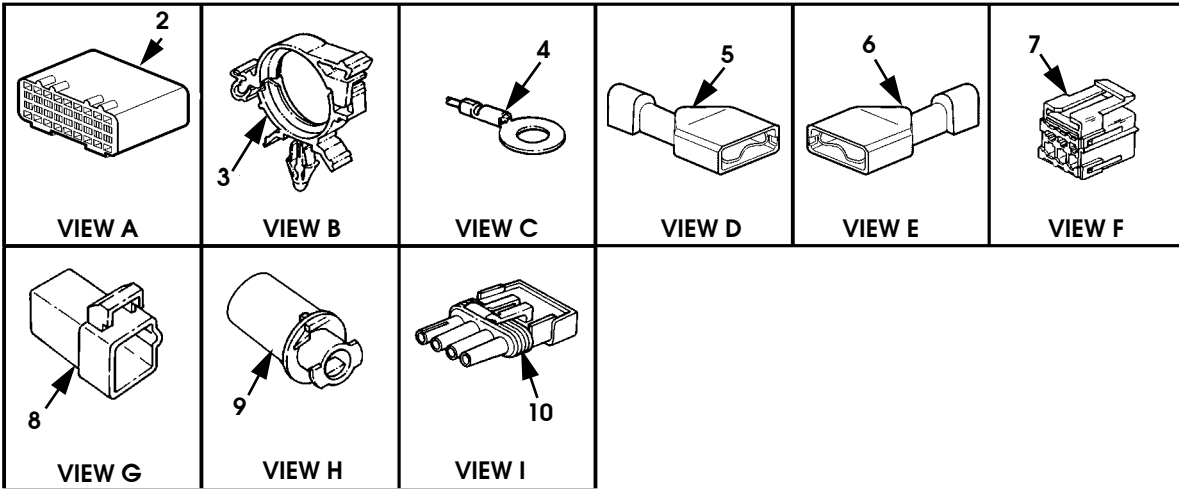
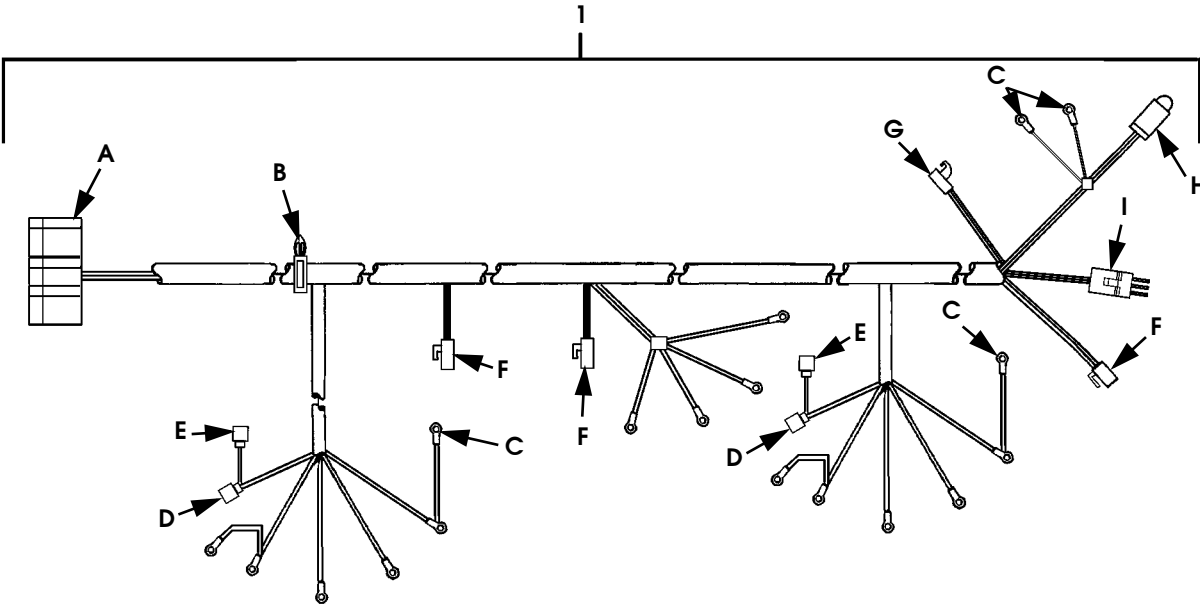
1996 HUMMER PARTS CATALOG

ELECTRICAL 12-59

ITEM	PART NUMBER	DESCRIPTION	QTY
		Figure 12-25 CONTROL HARNESS ASSEMBLY, GAS	
1	06007121	CONTROL HARNESS ASSEMBLY, gas.	1
2	06006881	•CONNECTOR, engine harness.	1
3	06007016	•CONNECTOR, body harness	1
4	06007017	•CONNECTOR, body harness	1
5	06003227	•CONNECTOR, transmission harness.	1
6	06006954	•CONNECTOR, transmission harness.	1
7	06007019	•CONNECTOR, A/C harness	1
8	06004020	•CONNECTOR, overspeed alarm harness.	1
9	06004451	•CONNECTOR, powertrain control module (PCM). . .	1
10	06004450	•CONNECTOR, powertrain control module (PCM). . .	1
11	06004843	•CONNECTOR, digital ratio adapter (DRA).	1
12	06003259	•CONNECTOR, digital ratio adapter (DRA).	1

1996 HUMMER PARTS CATALOG

12-60 ELECTRICAL



6-S12-108

Figure 12-26. Harness Assembly, Instrument Panel

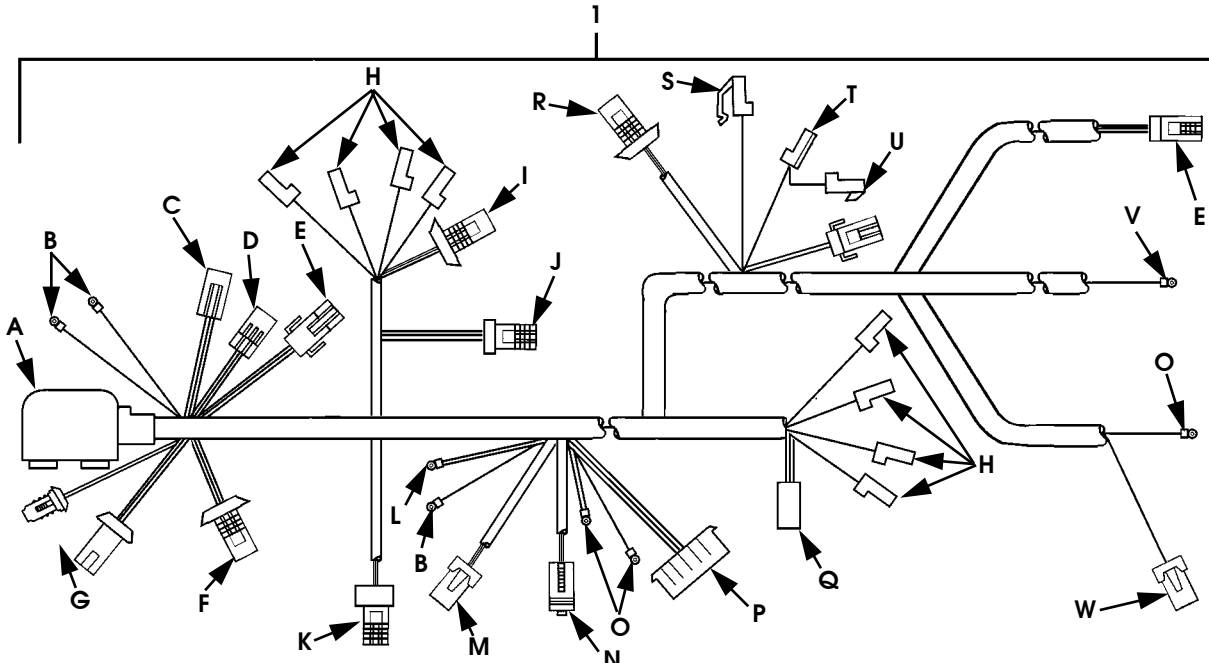
1996 HUMMER PARTS CATALOG

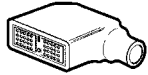

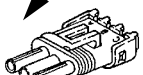

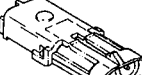

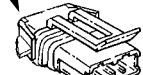
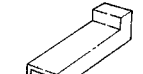



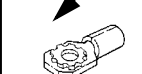


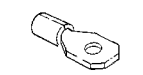
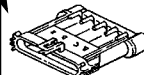


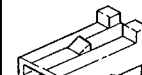
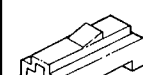


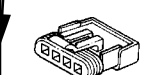



ELECTRICAL 12-61

ITEM	PART NUMBER	DESCRIPTION	QTY
		Figure 12-26 HARNESS ASSEMBLY, INSTRUMENT PANEL	
1	06006788	HARNESS ASSEMBLY, instrument panel	1
2	06006891	•CONNECTOR, body harness	1
3	06006892	•CLAMP, instrument panel harness	1
4	N/S	•TERMINAL RING, voltmeter/oil pressure gauges	4
5	06002773	•CONNECTOR, voltmeter/oil pressure gauges	2
6	06003289	•CONNECTOR, voltmeter/oil pressure gauges	2
7	05930155	•CONNECTOR, status center	3
8	05939599	•CONNECTOR, check engine, transmission, throttle . . warning light	1
9	06007600	•CONNECTOR, clock	1
10	06005579	•CONNECTOR, auxiliary fuel control switch.	1

1996 HUMMER PARTS CATALOG

12-62 ELECTRICAL



						
VIEW A	VIEW B	VIEW C	VIEW D	VIEW E	VIEW F	VIEW G
						
VIEW H	VIEW I	VIEW J	VIEW K	VIEW L	VIEW M	VIEW N
						
VIEW O	VIEW P	VIEW Q	VIEW R	VIEW S	VIEW T	VIEW U
						
VIEW V	VIEW W	VIEW X	VIEW Y	VIEW Z		

6-P12-008

Figure 12-27. Engine Harness Assembly, Non-Turbo Diesel

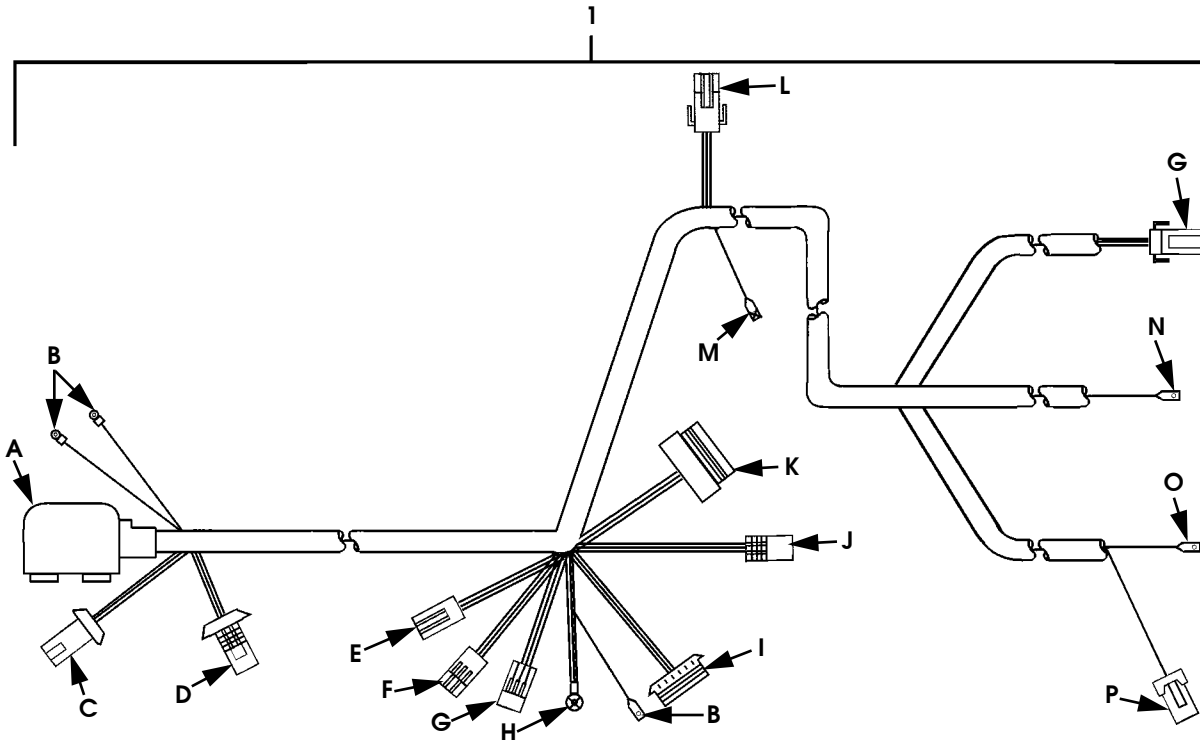
1996 HUMMER PARTS CATALOG

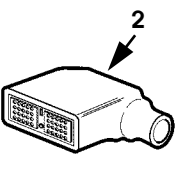
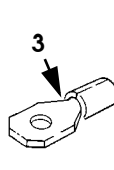
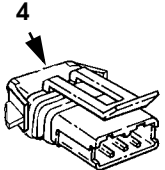
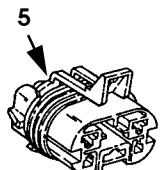
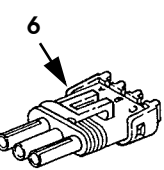
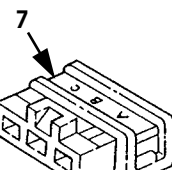
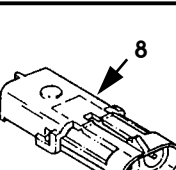
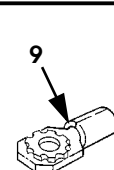
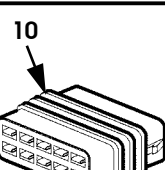
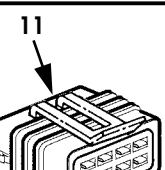
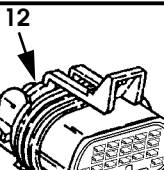
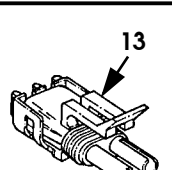
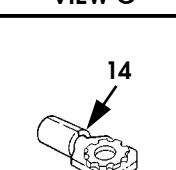
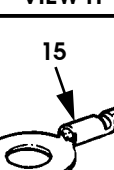
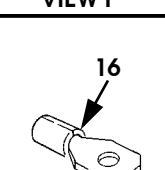
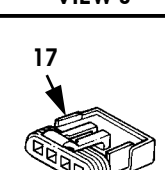
ELECTRICAL 12-63

ITEM	PART NUMBER	DESCRIPTION	QTY
		Figure 12-27 ENGINE HARNESS ASSEMBLY, NON-TURBO DIESEL	
1	06007118	ENGINE HARNESS ASSEMBLY, naturally aspirated.	1
2	06006999	•CONNECTOR, control harness.	1
3	N/S	•TERMINAL RING, junction block.	3
4	05937082	•CONNECTOR, fuel filter, sensor.	1
5	05937060	•CONNECTOR, fuel filter, heater	1
6	05939099	•CONNECTOR, fuel pump	2
7	05939963	•CONNECTOR, fuel pump relay	1
8	05937060	•CONNECTOR, body harness	1
9	05937081	•CONNECTOR, fusible link, glow plugs	8
10	06007370	•CONNECTOR, water temperature sender	1
11	06003280	•CONNECTOR, A/C compressor jumper	1
12	06003814	•CONNECTOR, baro sensor	1
13	N/S	•TERMINAL RING, engine ground	1
14	06000007	•CONNECTOR, oil pressure switch sender	1
15	06003232	•CONNECTOR, engine speed sensor	1
16	N/S	•TERMINAL RING, fusible link, glow plug	3
17	05937078	•CONNECTOR, fusible link, glow plug	1
18	05937089	•CONNECTOR, cold advance switch	1
19	06003229	•CONNECTOR, throttle position sensor.	1
20	05932076	•CONNECTOR, fuel solenoid	1
21	05937080	•CONNECTOR, cold advance solenoid.	1
22	05937061	•CONNECTOR, fast idle solenoid	1
23	N/S	•TERMINAL RING, starter solenoid.	1
24	05937091	•CONNECTOR, alternator	1

1996 HUMMER PARTS CATALOG

12-64 ELECTRICAL



 <p>VIEW A</p>	 <p>VIEW B</p>	 <p>VIEW C</p>	 <p>VIEW D</p>	 <p>VIEW E</p>	 <p>VIEW F</p>
 <p>VIEW G</p>	 <p>VIEW H</p>	 <p>VIEW I</p>	 <p>VIEW J</p>	 <p>VIEW K</p>	 <p>VIEW L</p>
 <p>VIEW M</p>	 <p>VIEW N</p>	 <p>VIEW O</p>	 <p>VIEW P</p>		

6-P12-009

Figure 12-28. Engine Harness Assembly, Turbo Diesel

1996 HUMMER PARTS CATALOG

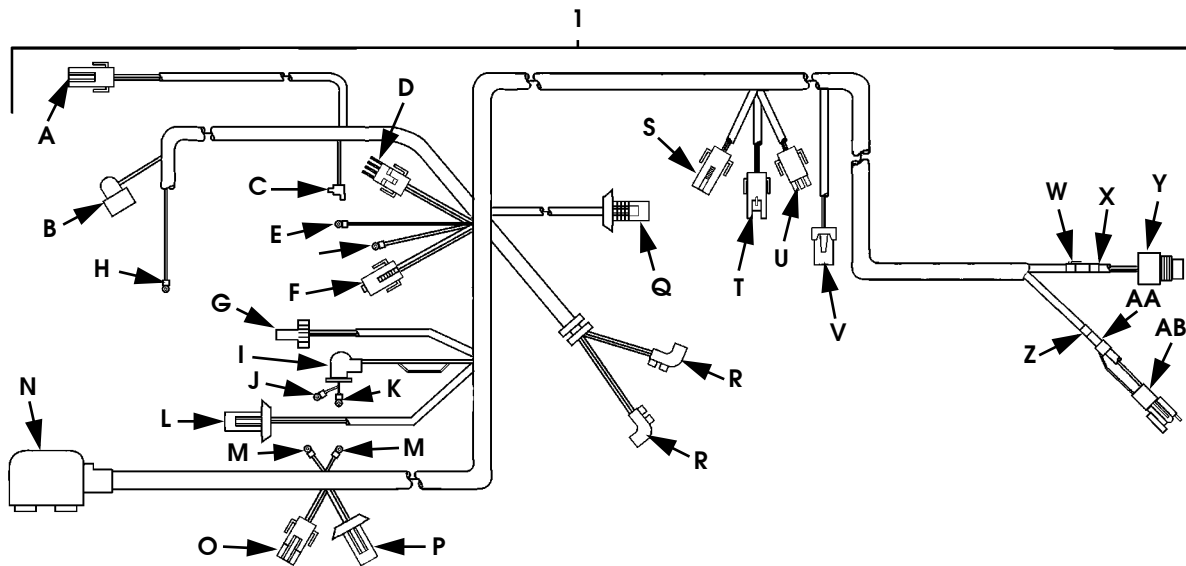
12-31-96

ELECTRICAL 12-65

ITEM	PART NUMBER	DESCRIPTION	QTY
		Figure 12-28 ENGINE HARNESS ASSEMBLY, TURBO DIESEL	
1	06007117	HARNESS ASSEMBLY, engine, turbo diesel	1
2	06006999	•CONNECTOR, control harness	1
3	N/S	•TERMINAL RING, junction block	3
4	06007161	•CONNECTOR, body harness	1
5	05939963	•CONNECTOR, fuel pump relay	1
6	05937082	•CONNECTOR, fuel filter, sensor	1
7	05937060	•CONNECTOR, fuel filter, heater	1
8	05939099	•CONNECTOR, fuel pump	2
9	N/S	•TERMINAL RING, ground	1
10	06006958	•CONNECTOR, engine wiring	1
11	06007171	•CONNECTOR, engine wiring	1
12	06007168	•CONNECTOR, engine wiring	1
13	06003280	•CONNECTOR, A/C compressor jumper	1
14	N/S	•TERMINAL RING,	1
15	N/S	•TERMINAL RING, starter solenoid	1
16	N/S	•TERMINAL RING, alternator	1
17	05937091	•CONNECTOR, alternator	3
*	05744543	HARNESS, ENGINE, (not illustrated)	1

1996 HUMMER PARTS CATALOG

12-66 ELECTRICAL



2 VIEW A	3 VIEW B	4 VIEW C	5 VIEW D	6 VIEW E	7 VIEW F
8 VIEW G	9 VIEW H	10 VIEW I	11 VIEW J	12 VIEW K	13 VIEW L
14 VIEW M	15 VIEW N	16 VIEW O	17 VIEW P	18 VIEW Q	19 VIEW R
20 VIEW S	21 VIEW T	22 VIEW U	23 VIEW V	24 VIEW W	25 VIEW X
26 VIEW Y	27 VIEW Z	28 VIEW AA	29 VIEW AB		

6-P12-007

Figure 12-29. Engine Harness Assembly, Gas

1996 HUMMER PARTS CATALOG

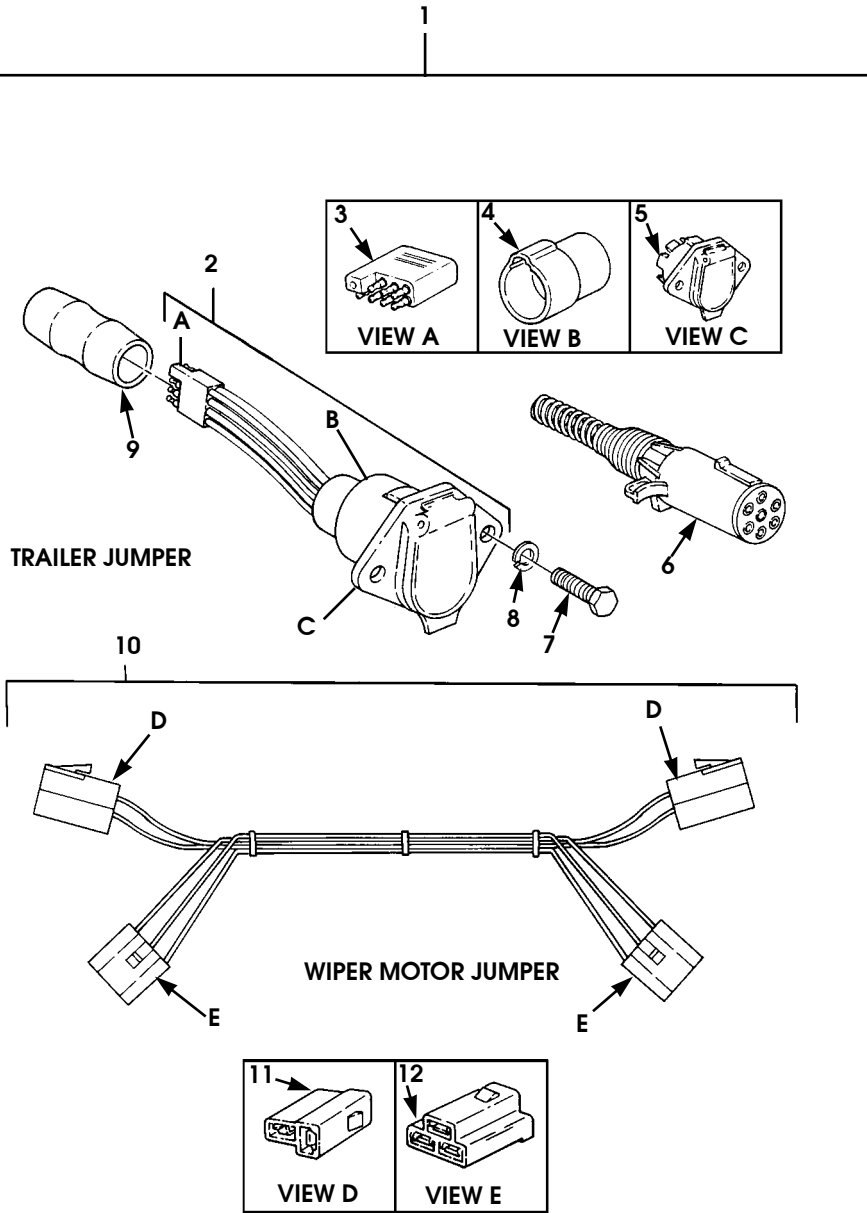
4-1-96

ELECTRICAL 12-67

ITEM	PART NUMBER	DESCRIPTION	QTY
		Figure 12-29 ENGINE HARNESS ASSEMBLY, GAS	
1	06007119	HARNESS ASSEMBLY, engine, gas	1
2	05939099	•CONNECTOR, A/C pressure switch	1
3	06007383	•CONNECTOR, knock sensor	1
4	06003284	•CONNECTOR, battery cable	1
5	06003280	•CONNECTOR, A/C compressor jumper	1
6	N/S	•TERMINAL RING, ground	2
7	06007385	•CONNECTOR, temperature sensor	1
8	06007386	•CONNECTOR, alternator	1
9	N/S	•TERMINAL RING, starter solenoid	1
10	06004433	•CONNECTOR, alternator	1
11	N/S	•TERMINAL RING, fusible link	1
12	N/S	•TERMINAL RING, alternator	1
13	06007370	•CONNECTOR, water temperature sender	1
14	N/S	•TERMINAL RING, junction block, ground, power	2
* 15	06006999	•CONNECTOR, control harness	1
16	06007161	•CONNECTOR, body harness	1
17	05939963	•CONNECTOR, fuel pump relay	1
18	06004442	•CONNECTOR, EVRV	1
19	06004440	•CONNECTOR, injector A, injector B	2
20	06004445	•CONNECTOR, throttle position sensor (TPS)	1
21	06004446	•CONNECTOR, idle air control	1
22	06003260	•CONNECTOR, map sensor	1
23	06000007	•CONNECTOR, oil pressure switch/sender	1
24	05939236	•CONNECTOR, distributor ignition control module	1
25	05939237	•CONNECTOR, distributor ignition control module	1
26	06007390	•CONNECTOR, distributor ignition control module	1
27	05937080	•CONNECTOR, ignition coil	1
28	05937497	•CONNECTOR, ignition coil	1
29	06004454	•CONNECTOR, ignition coil	1

1996 HUMMER PARTS CATALOG

12-68 ELECTRICAL



P12-026

Figure 12-30. Trailer Towing Wiring Kit and Wiper Motor Jumper Harness.

1996 HUMMER PARTS CATALOG

12-31-96

ELECTRICAL 12-69

ITEM	PART NUMBER	DESCRIPTION	QTY
		Figure 12-30 TRAILER TOWING WIRING KIT AND WIPER MOTOR JUMPER HARNESS	
1	05743007	TRAILER TOWING WIRING KIT	1
2	05939305	•TRAILER JUMPER HARNESS ASSEMBLY, SEE NOTE 1	1
3	05939214	••CONNECTOR, to trailer harness.	1
4	S.I.A.	••CONNECTOR, eight conductor.	1
5	05939049	••CONNECTOR, to body harness.	1
6	05939703	•HARNESS ASSEMBLY, trailer plug and cable	1
7	MS 00051849 98	•SCREW, 1/4"-20 x 1.0"	2
8	G 00120380 P2	•LOCKWASHER, 1/4"	2
9	06002920	•SHRINK TUBING	1
10	05937155	WIPER MOTOR JUMPER HARNESS ASSEMBLY	1
11	05962722	•CONNECTOR PLUG, to wiper motor	2
12	05962328	•CONNECTOR PLUG, to wiper motor	2
*		NOTE 1: PART OF TRAILER TOWING KIT P/N 05744629 AND 05744646, FIGURE 13-4	

1996 HUMMER PARTS CATALOG

12-70 ELECTRICAL

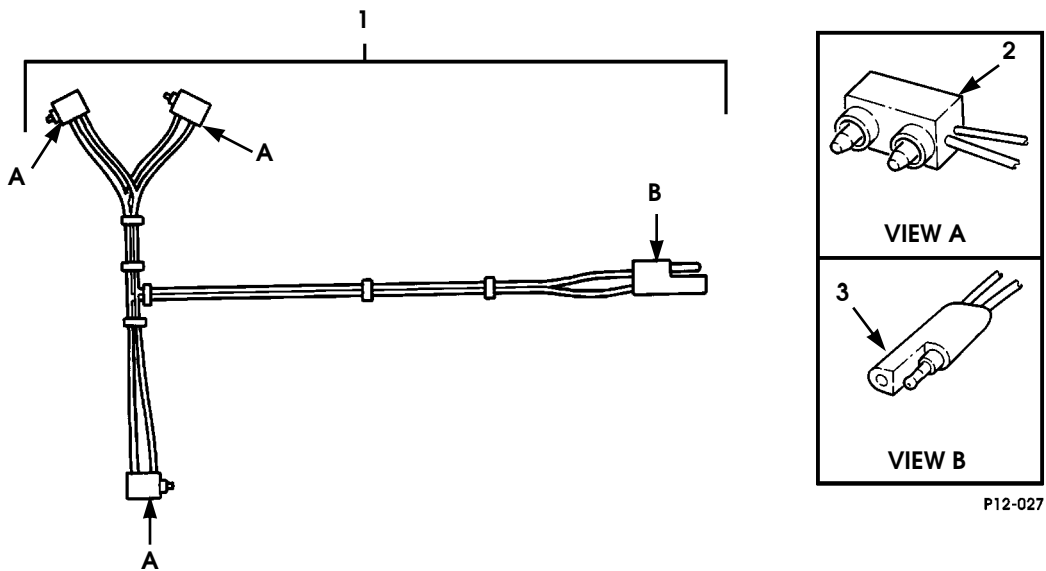


Figure 12-31. Identification Lamp Assembly Jumper.

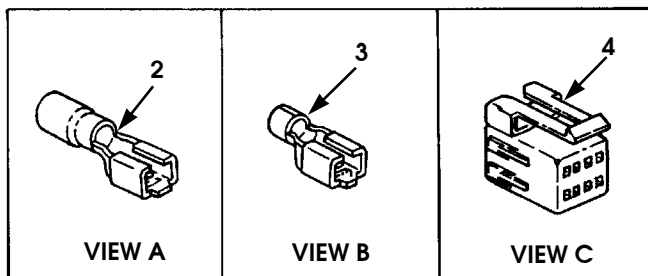
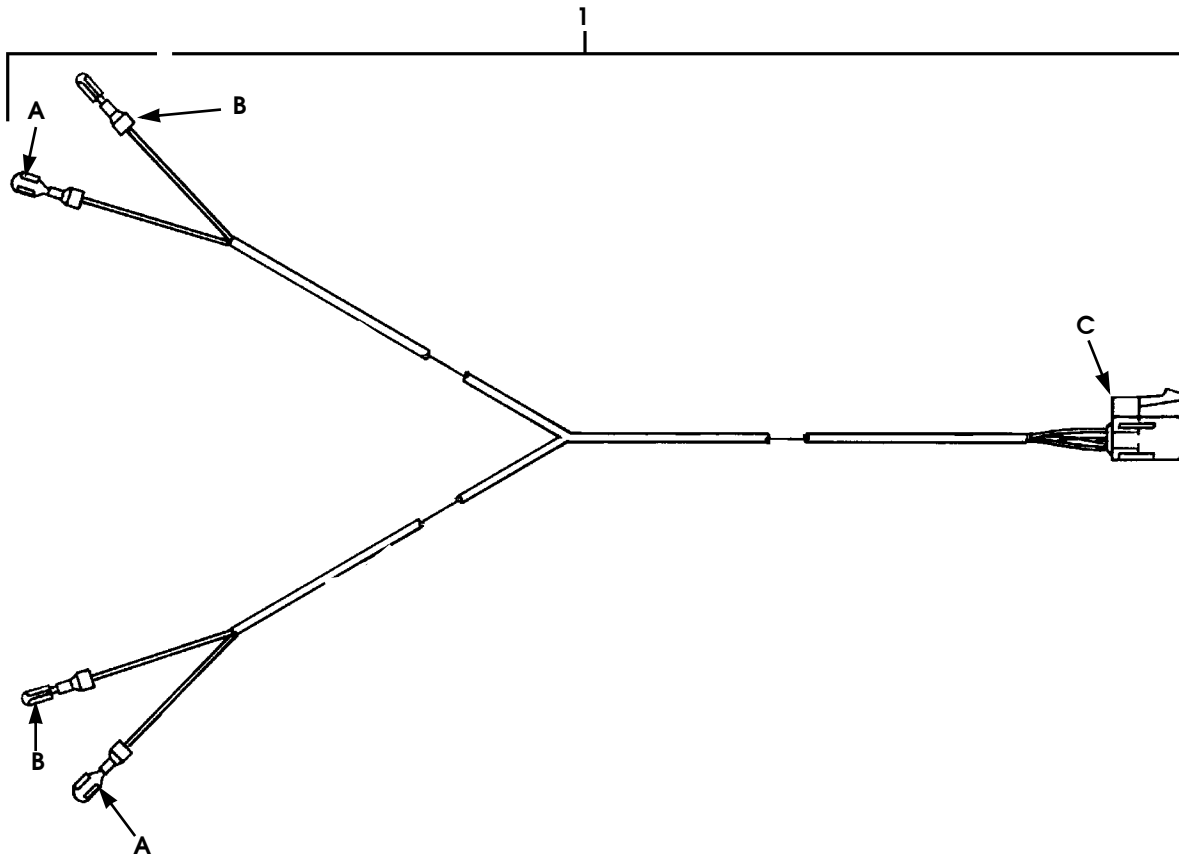
1996 HUMMER PARTS CATALOG

ELECTRICAL 12-71

ITEM	PART NUMBER	DESCRIPTION	QTY
		Figure 12-31 IDENTIFICATION LAMP ASSEMBLY JUMPER	
1	05936493	IDENTIFICATION LAMP JUMPER HARNESS, front	1
1	06000082	IDENTIFICATION LAMP JUMPER HARNESS, rear	1
2	05937039	•CONNECTOR, lamp	3
3	N/S	•INSULATOR, mold on	1

1996 HUMMER PARTS CATALOG

12-72 ELECTRICAL



P12-029

Figure 12-32. Stereo Harness, Two-Door.

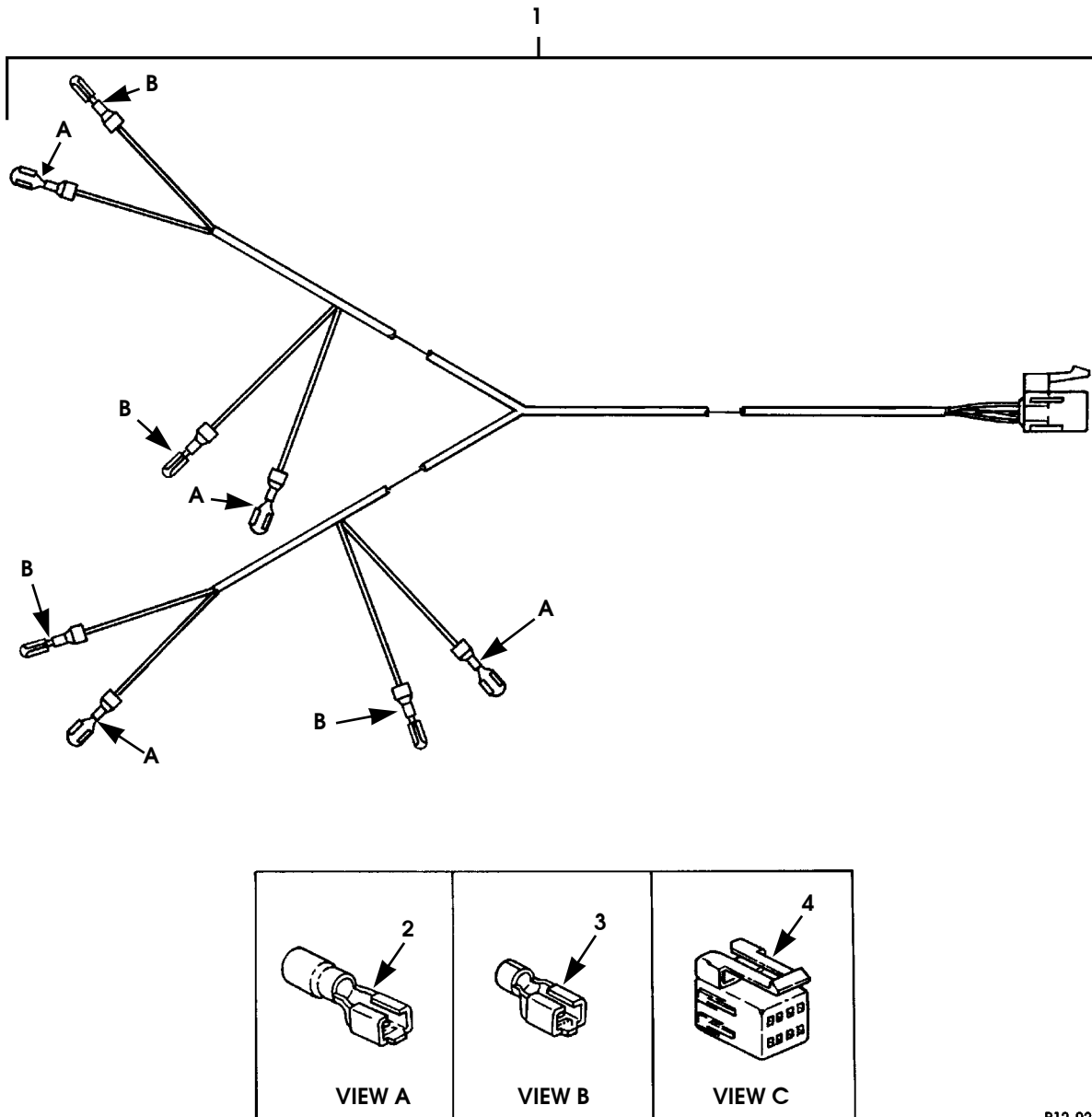
1996 HUMMER PARTS CATALOG

ELECTRICAL 12-73

ITEM	PART NUMBER	DESCRIPTION	QTY
		Figure 12-32 STEREO HARNESS, TWO-DOOR	
1	06004408	HARNESS ASSEMBLY, audio system.	1
2	N/S	•TERMINAL, speakers	2
3	N/S	•TERMINAL, speakers	2
4	06000808	•CONNECTOR, radio	1

1996 HUMMER PARTS CATALOG

12-74 ELECTRICAL



P12-029

Figure 12-33. Stereo Harness, Hard Top.

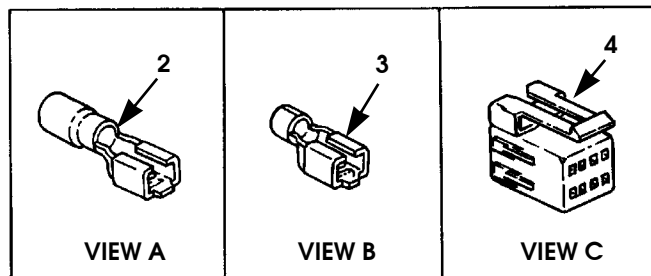
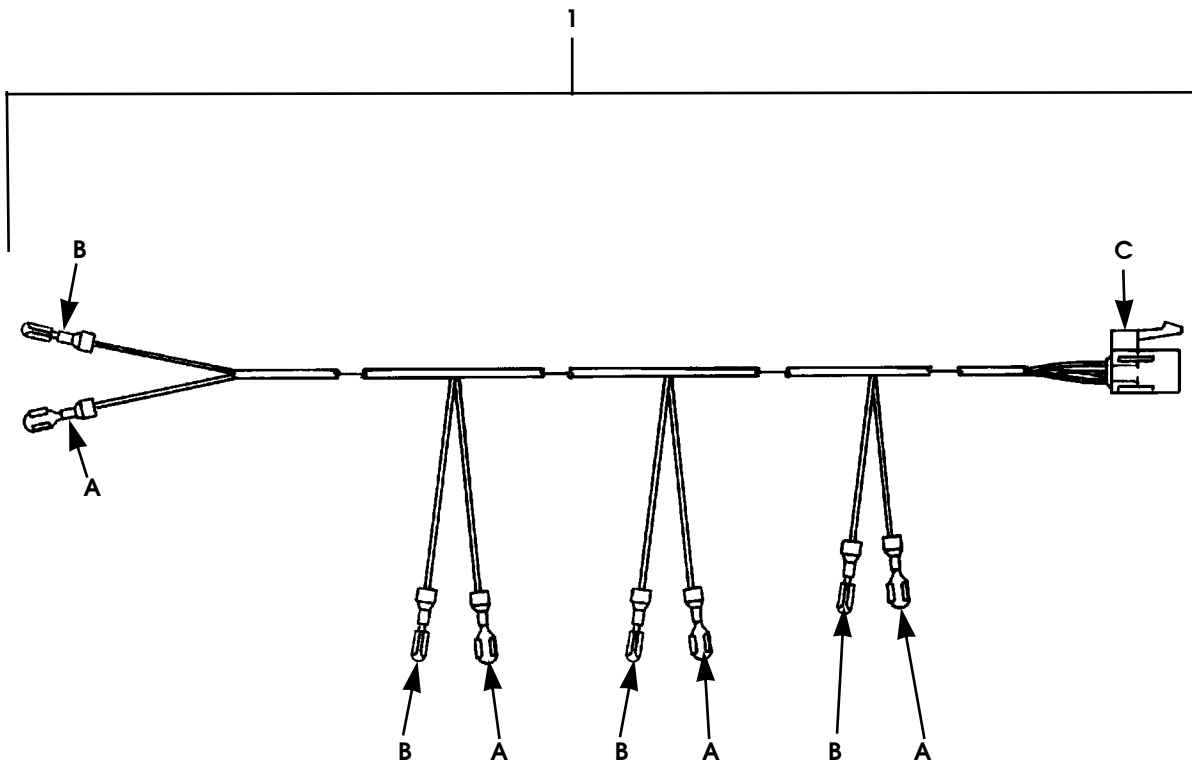
1996 HUMMER PARTS CATALOG

ELECTRICAL 12-75

ITEM	PART NUMBER	DESCRIPTION	QTY
		Figure 12-33 STEREO HARNESS, HARD TOP	
1	06000927	HARNESS ASSEMBLY, audio system. HMC4, HMCS	1
2	N/S	•TERMINAL, speaker HMC4, HMCS	4
3	N/S	•TERMINAL, speaker HMC4, HMCS	4
4	06000808	•CONNECTOR, radio HMC4, HMCS	1

1996 HUMMER PARTS CATALOG

12-76 ELECTRICAL



P12-030

Figure 12-34. Stereo Harness, Open Top.

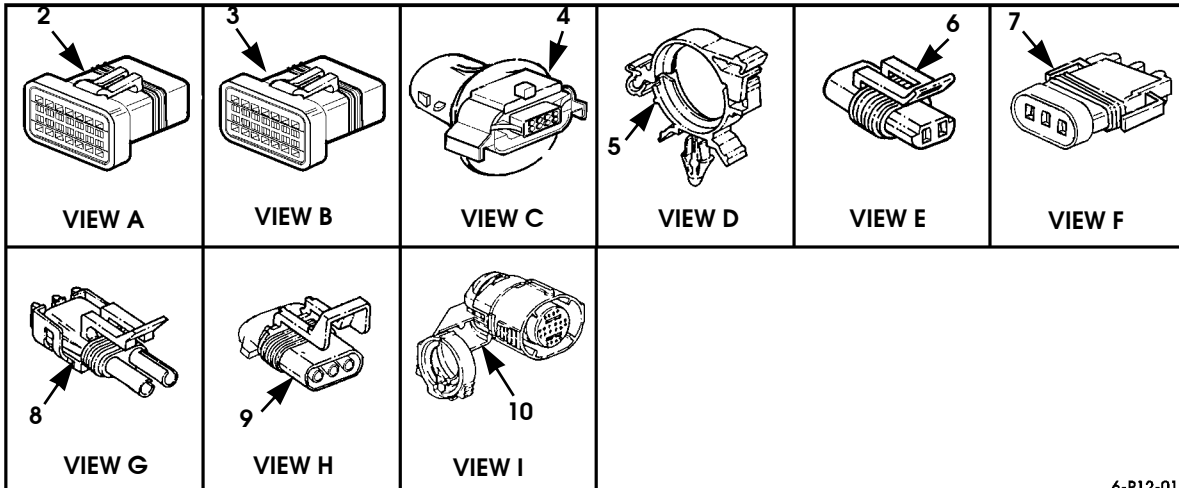
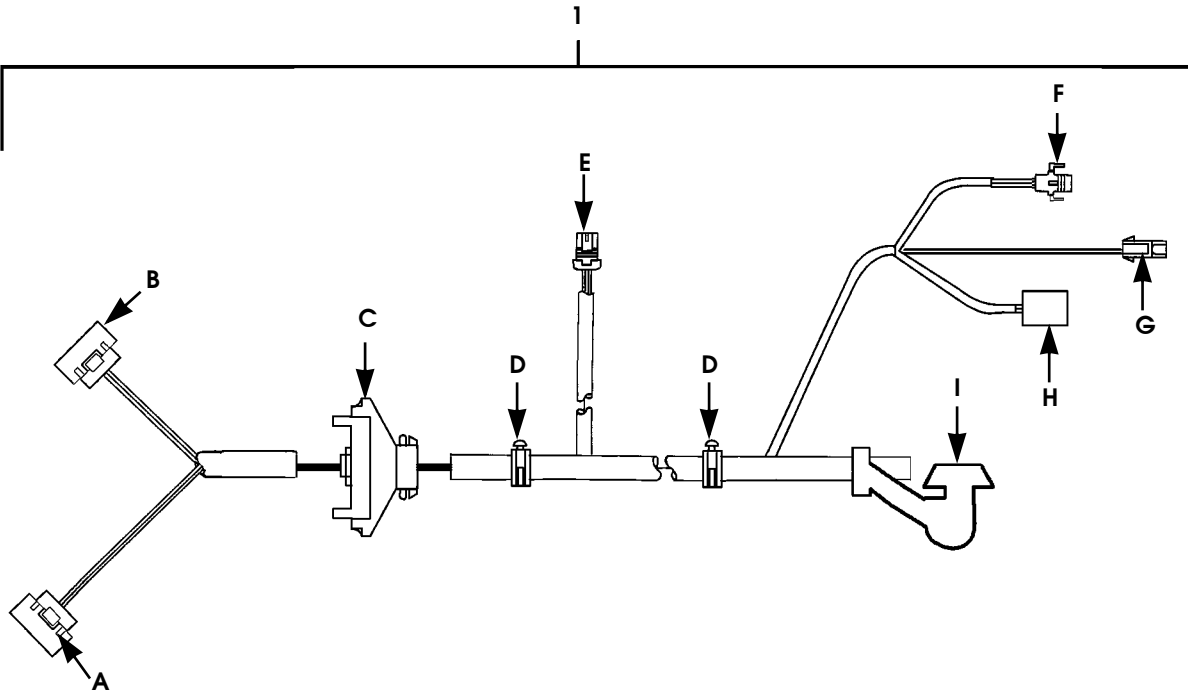
1996 HUMMER PARTS CATALOG

ELECTRICAL 12-77

ITEM	PART NUMBER	DESCRIPTION	QTY
		Figure 12-34 STEREO HARNESS, OPEN TOP	
1	06001046	HARNESS ASSEMBLY, audio system. VLCO	1
2	N/S	•TERMINAL, speaker VLCO	4
3	N/S	•TERMINAL, speaker VLCO	4
4	06000808	•CONNECTOR, radio VLCO	1

1996 HUMMER PARTS CATALOG

12-78 ELECTRICAL



6-P12-012

Figure 12-35. Transmission Harness, Diesel

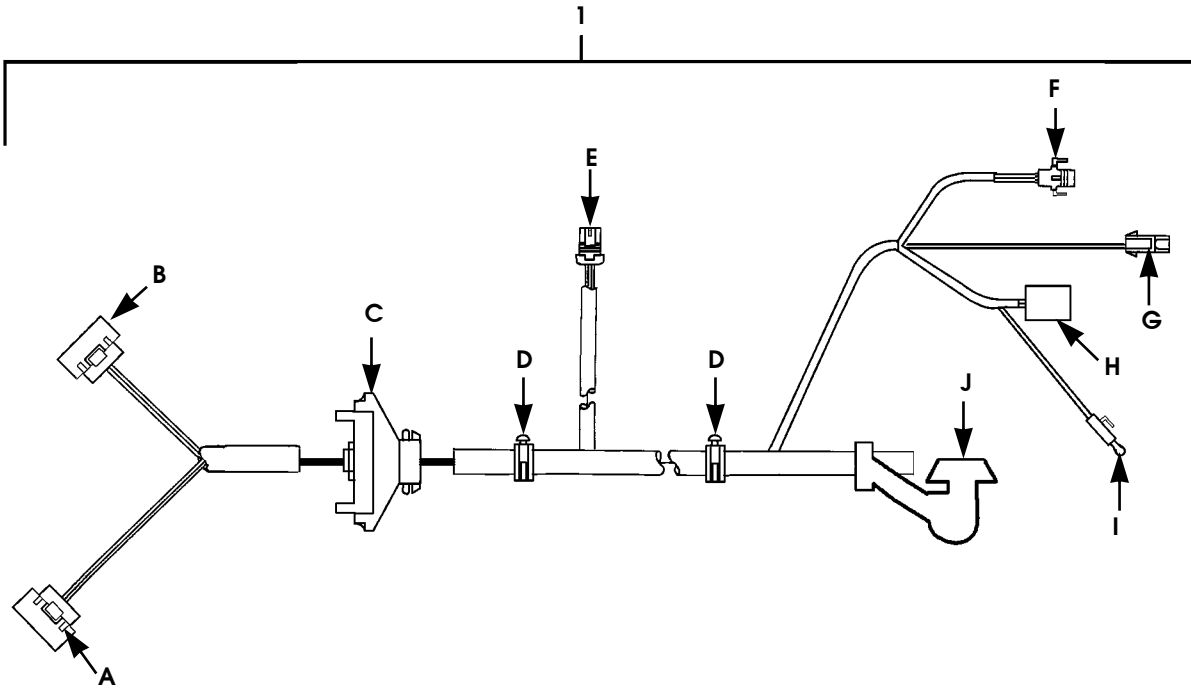
1996 HUMMER PARTS CATALOG

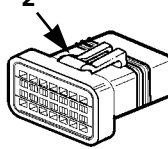
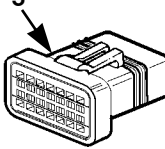

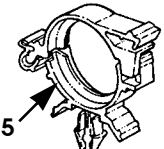
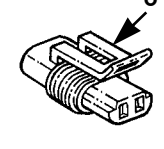
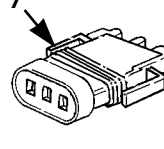
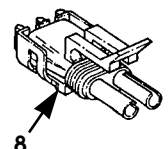
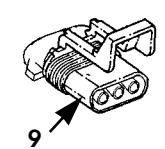
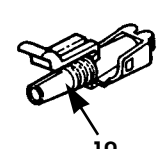
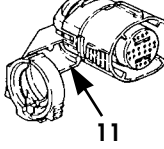
ELECTRICAL 12-79

ITEM	PART NUMBER	DESCRIPTION	QTY
		Figure 12-35 TRANSMISSION HARNESS, DIESEL	
1	06006760	TRANSMISSION HARNESS ASSEMBLY (Diesel)	1
2	06003255	•CONNECTOR, control harness	1
3	06006766	•CONNECTOR, control harness	1
4	06003035	•CLIP, hardshell grommet	1
5	06003035	•CLIP, convoluted tubing	2
6	06003235	•CONNECTOR, transmission input speed sensor	1
7	06005118	•CONNECTOR, vehicle speed sensor	1
8	06003280	•CONNECTOR, transfer case lock switch	1
9	06000449	•CONNECTOR, transfer range switch	1
10	06003237	•CONNECTOR, convoluted tubing	1

1996 HUMMER PARTS CATALOG

12-80 ELECTRICAL



 <p>VIEW A</p>	 <p>VIEW B</p>	 <p>VIEW C</p>	 <p>VIEW D</p>	 <p>VIEW E</p>	 <p>VIEW F</p>
 <p>VIEW G</p>	 <p>VIEW H</p>	 <p>VIEW I</p>	 <p>VIEW J</p>		

6-P12-011

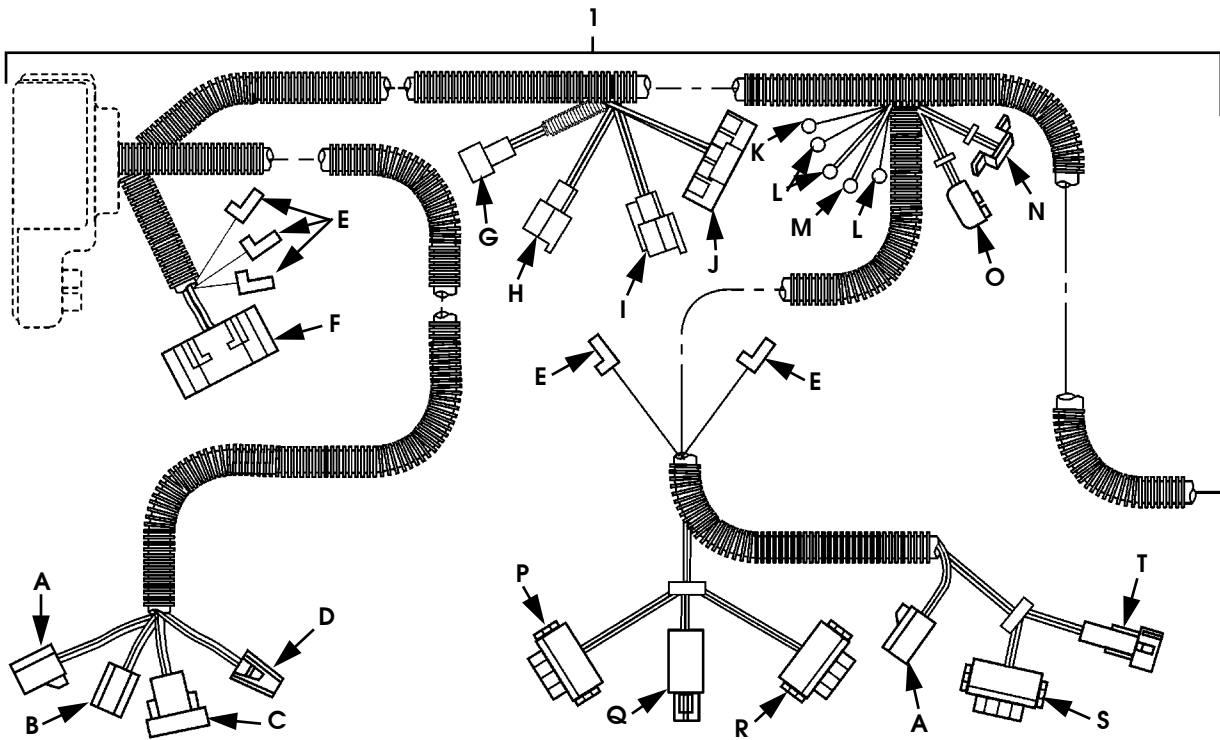
Figure 12-36. Transmission Harness, Gas

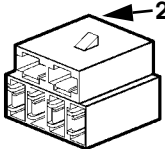
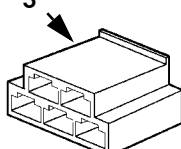
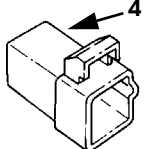
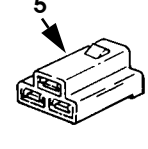
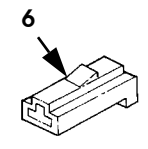
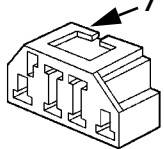
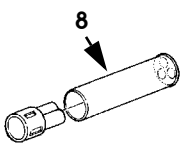
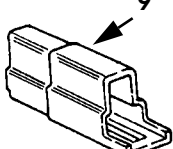
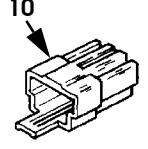
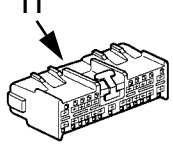
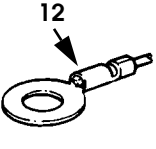
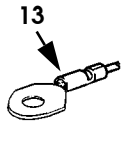
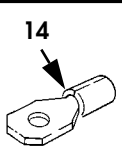
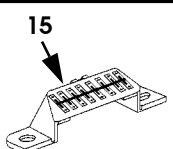
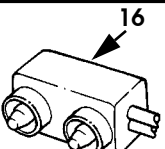
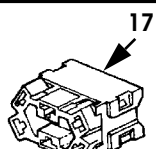
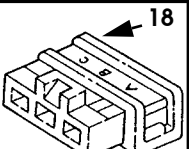
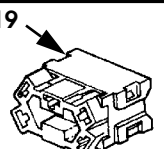
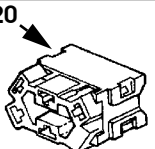
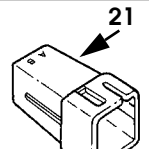
1996 HUMMER PARTS CATALOG

ELECTRICAL 12-81

ITEM	PART NUMBER	DESCRIPTION	QTY
		Figure 12-36 TRANSMISSION HARNESS, GAS	
1	06007060	TRANSMISSION HARNESS ASSEMBLY (Gas)	1
2	06003255	•CONNECTOR, control harness	1
3	06006766	•CONNECTOR, control harness	1
4	06003035	•CLIP, hardshell grommet	1
5	06003234	•CLIP, convoluted tubing	2
6	06003235	•CONNECTOR, transmission input speed sensor	1
7	06005118	•CONNECTOR, vehicle speed sensor	1
8	06003280	•CONNECTOR, transfer case lock switch	1
9	06004449	•CONNECTOR, transfer range switch	1
10	05939236	•CONNECTOR, oxygen sensor	1
11	06003237	•CONNECTOR, convoluted tubing	1

12-82 ELECTRICAL

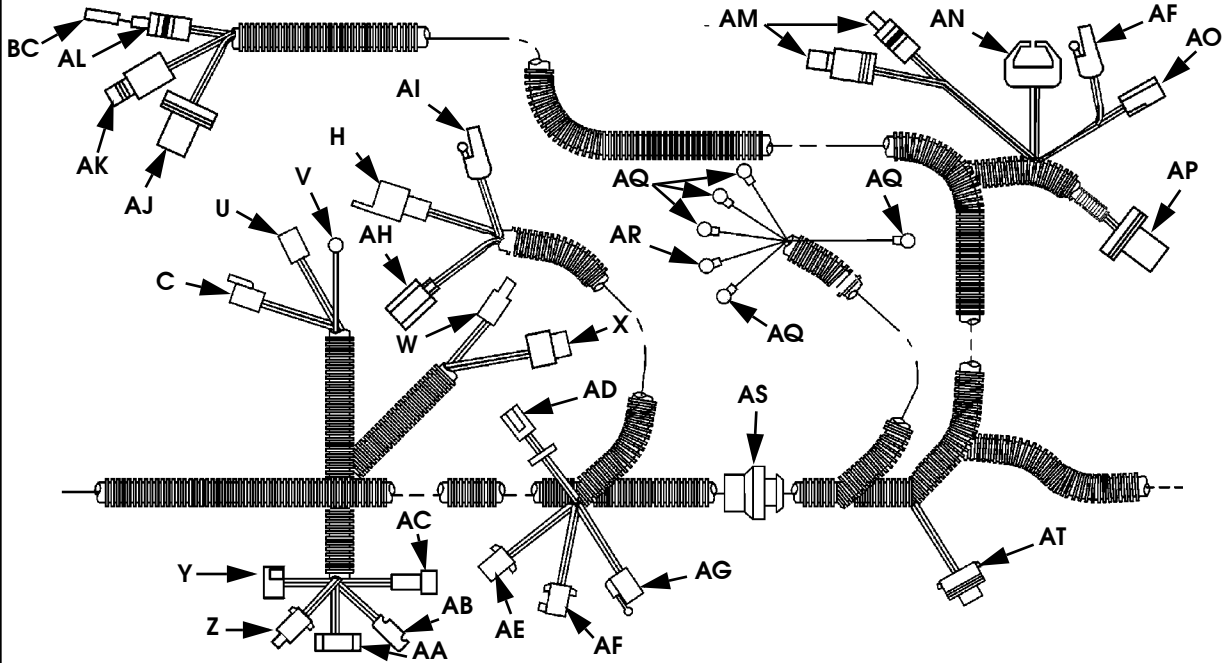


 VIEW A	 VIEW B	 VIEW C	 VIEW D	 VIEW E	 VIEW F
 VIEW G	 VIEW H	 VIEW I	 VIEW J	 VIEW K	 VIEW L
 VIEW M	 VIEW N	 VIEW O	 VIEW P	 VIEW Q	 VIEW R
 VIEW S	 VIEW T				

6-P12-013

Figure 12-37. Body Harness (Sheet 1 of 3)

ELECTRICAL 12-83

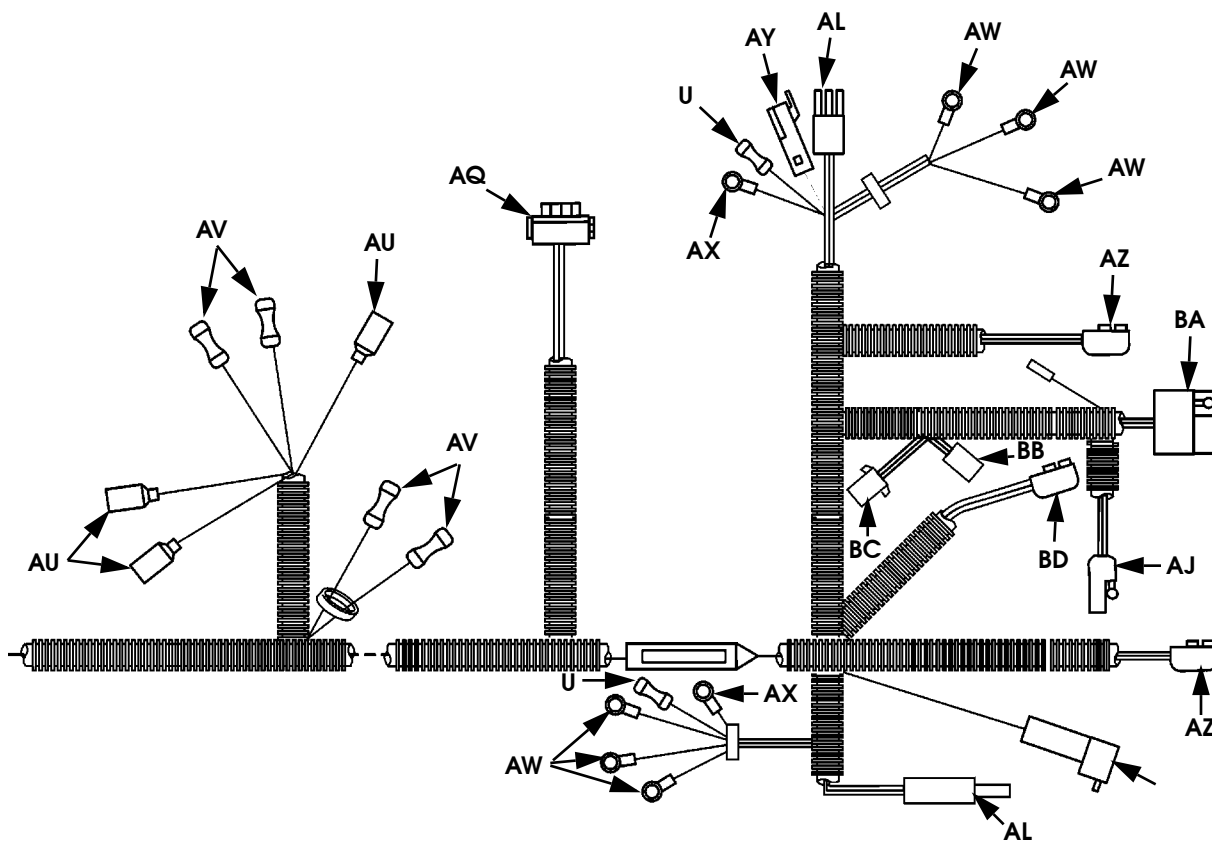


<p>22 VIEW U</p>	<p>23 VIEW V</p>	<p>24 VIEW W</p>	<p>25 VIEW X</p>	<p>26 VIEW Y</p>	<p>27 VIEW Z</p>
<p>28 VIEW AA</p>	<p>29 VIEW AB</p>	<p>30 VIEW AC</p>	<p>31 VIEW AD</p>	<p>32 VIEW AE</p>	<p>33 VIEW AF</p>
<p>34 VIEW AG</p>	<p>35 VIEW AH</p>	<p>36 VIEW AI</p>	<p>37 VIEW AJ</p>	<p>38 VIEW AK</p>	<p>39 VIEW AL</p>
<p>40 VIEW AM</p>	<p>41 VIEW AN</p>	<p>42 VIEW AO</p>	<p>43 VIEW AP</p>	<p>44 VIEW AQ</p>	<p>45 VIEW AR</p>
<p>46 VIEW AS</p>	<p>47 VIEW AT</p>				

6-P12-014

Figure 12-37. Body Harness (Sheet 2 of 3)

12-84 ELECTRICAL



<p>48</p> <p>VIEW AU</p>	<p>49</p> <p>VIEW AV</p>	<p>50</p> <p>VIEW AW</p>	<p>51</p> <p>VIEW AX</p>	<p>52</p> <p>VIEW AY</p>	<p>53</p> <p>VIEW AZ</p>
<p>54</p> <p>VIEW BA</p>	<p>55</p> <p>VIEW BB</p>	<p>56</p> <p>VIEW BC</p>	<p>57</p> <p>VIEW BD</p>		

6-P12-015

Figure 12-37. Body Harness (Sheet 3 of 3)

1996 HUMMER PARTS CATALOG

4-1-96

ELECTRICAL 12-85

ITEM	PART NUMBER	DESCRIPTION	QTY
		Figure 12-37 BODY HARNESS	
1	06007137	BODY HARNESS ASSEMBLY	1
2	06000261	•CONNECTOR, remote entry option	1
3	06004851	•CONNECTOR, remote entry option	1
4	05939599	•CONNECTOR, remote entry option	1
5	05962328	•CONNECTOR, remote entry option	1
6	05962328	•CONNECTOR, key, seatbelt and headlight warning chime	1
7	06004877	•CONNECTOR, key, seatbelt and headlight warning chime	1
8	05939085	•CONNECTOR, roof harness	1
9	05995809	•CONNECTOR, roof harness	1
10	05939964	•CONNECTOR, roof harness	1
11	06007379	•CONNECTOR, instrument panel harness	1
12	07056713	•TERMINAL RING, instrument panel ground point	1
13	05903141	•TERMINAL RING, instrument panel ground point	3
14	05903139	•TERMINAL RING, instrument panel ground point	1
15	06003224	•CONNECTOR, courtesy light	1
16	05937021	•CONNECTOR, courtesy light	1
17	05939898	•CONNECTOR, light switch	1
18	05937060	•CONNECTOR, panel lamp dimmer	1
19	05939900	•CONNECTOR, dome lamp switch	1
20	06000261	•CONNECTOR, washer switch	1
21	06000135	•CONNECTOR, wiper switch illumination	1
22	06004845	•CONNECTOR, cruise control	1
23	05903147	•TERMINAL RING< steering column ground	1
24	06003222	•CONNECTOR, brake switch	1
25	06003223	•CONNECTOR, brake switch	1
26	06000142	•CONNECTOR, turn signal switch	1
27	05939154	•CONNECTOR, turn signal switch	1
28	06000146	•CONNECTOR, turn signal switch	1
29	06000143	•CONNECTOR, ignition switch	1
30	06000141	•CONNECTOR, key contact	1
31	06000150	•CONNECTOR, CTI harness	1
32	06007406	•CONNECTOR, CTI harness	1
33	06007380	•CONNECTOR, CTI harness	1
34	05937094	•CONNECTOR, CTI harness	1
35	05936492	•CONNECTOR, CTI harness	1
36	05583612	•CONNECTOR, CTI harness	1
37	06000136	•CONNECTOR, hood harness	1

4-1-96

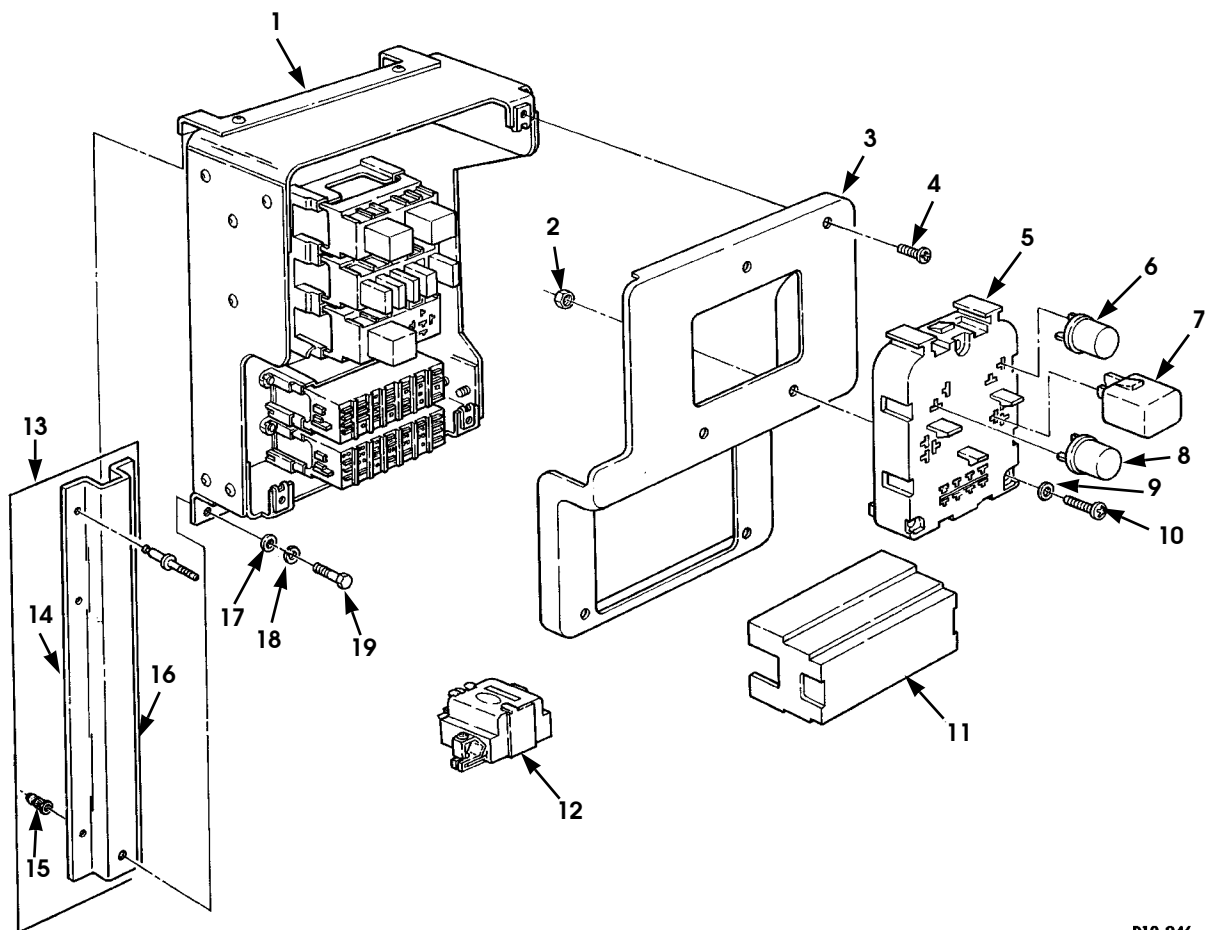
1996 HUMMER PARTS CATALOG

12-86 ELECTRICAL

ITEM	PART NUMBER	DESCRIPTION	QTY
		Figure 12-37 BODY HARNESS (Cont'd)	
38	05937082	•CONNECTOR, hood harness	1
39	06003280	•CONNECTOR ambient temperature	1
40	05939567	•CONNECTOR, horns	2
41	05589171	•CONNECTOR, brake warning valve	1
42	05937156	•CONNECTOR, windshield washer pump.	1
43	06005582	•CONNECTOR, CTI option	1
44	05903139	• TERMINAL RING, engine harness.	5
45	06003882	•TERMINAL RING, engine harness	1
46	06000147	•GROMMET, engine harness	1
47	06007404	•CONNECTOR, engine harness	1
48	MS 00027142	•CONNECTOR, backup switch	1
49	MS 00027144	•CONNECTOR, neutral switch	1
50	05903144	•TERMINAL RING	3
51	05903147	•TERMINAL RING, side marker lamp	1
52	05939237	•CONNECTOR, tail light	1
53	05937021	•CONNECTOR, clearance lamp	1
54	05937038	•CONNECTOR, trailer connector.	1
55	06005581	•CONNECTOR, auxiliary fuel sender	1
56	05939099	•CONNECTOR, auxiliary fuel pump.	1
57	05937039	•CONNECTOR, license plate lamp	1

1996 HUMMER PARTS CATALOG

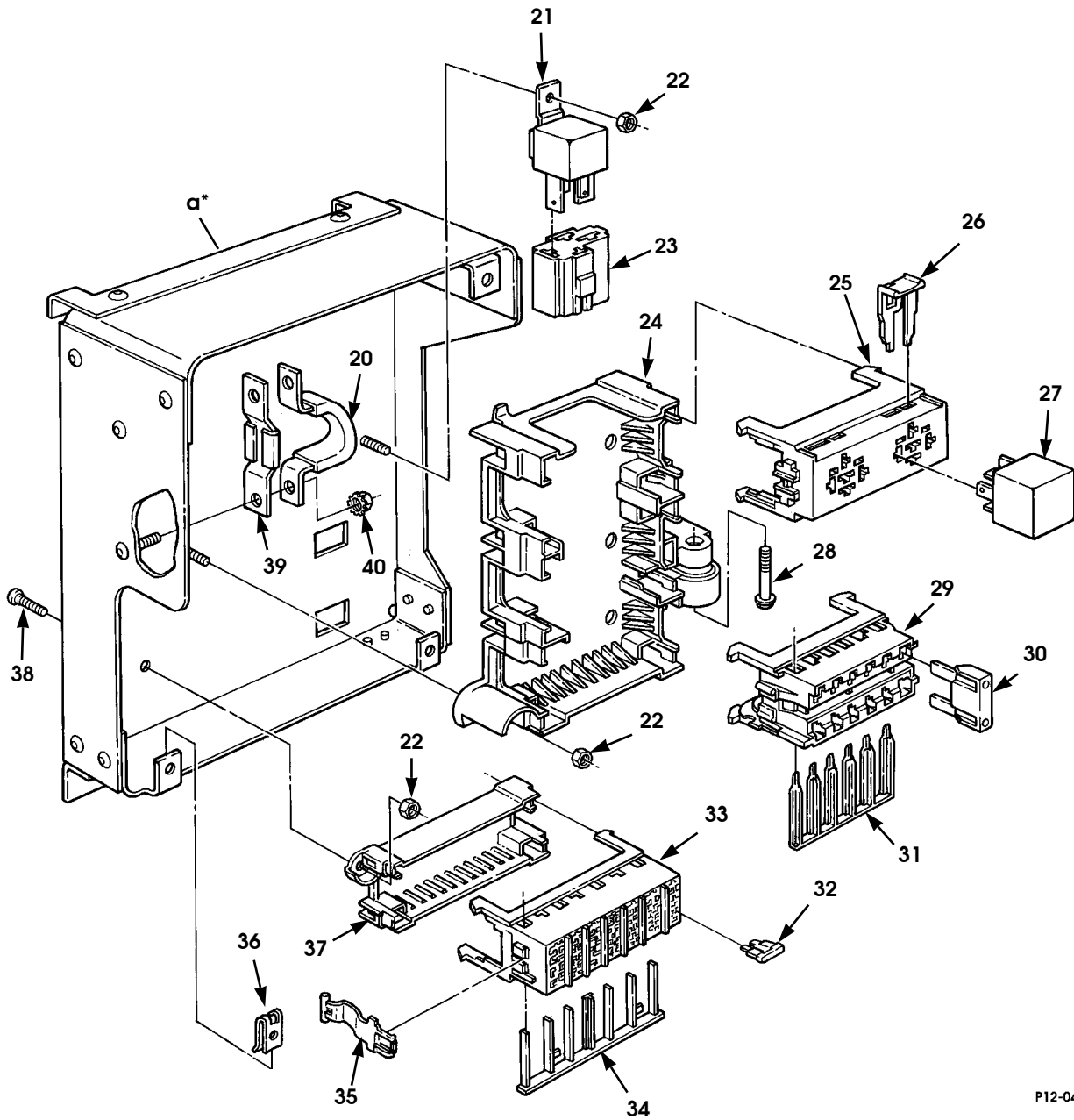
ELECTRICAL 12-87



P12-046

Figure 12-38. Fuse Box Panel, Convenience Center, and Mounting Hardware (Sheet 1 of 2).

12-88 ELECTRICAL



P12-047

* a PART OF ITEM 1

Figure 12-38. Fuse Box Panel, Convenience Center, and Mounting Hardware (Sheet 2 of 2).

1996 HUMMER PARTS CATALOG

12-31-96

ELECTRICAL 12-89

ITEM	PART NUMBER	DESCRIPTION	QTY
		Figure 12-38 FUSE BOX PANEL, CONVENIENCE CENTER, AND MOUNTING HARDWARE	
1	05939907 B2	FUSE BOX ASSEMBLY	1
2	G 00271163	NUT, #8-32	3
3	05939901	FUSE BOX COVER	1
4	G 09413442	SCREW, #10-24 x .5"	3
5	05939288	CONVENIENCE CENTER	1
6	05939639	HAZARD FLASHER	1
7	05939375	HORN RELAY	1
8	05939640	TURN SIGNAL FLASHER	1
9	G 09419664	WASHER, flat #8	3
10	MS 00035206 251	SCREW, #8-32 x 1.5"	3
11	05939722	COVER, mini fuse block	1
* 12	06004890	MODULE, chime	1
13	05939908	BRACKET ASSEMBLY, fuse box mounting	2
14	05939913	•BRACKET, fuse box.	1
15	05939712	•NUT, insert, #10-24	2
16	12339355 1	RIVET ASSEMBLY, 3/16" Dia., blind	16
17	G 00120391	WASHER, flat, #10	2
18	G 00120217	LOCKWASHER, #10	2
19	G 00440502	SCREW	2
20	06000745	STRAP, clamp	1
21	05939379	RELAY, power S.P.S.T.	1
22	G 00190254	LOCKNUT, #10-24	4
23	05743831	SOCKET ASSEMBLY, relay	1
24	05939292	BASE ASSEMBLY, 3 modules.	1
25	05939396	DUAL RELAY BLOCK.	2
26	05939297	SECONDARY LOCK, relay	1
27	05939315	RELAY, S.P.D.T.	3
28	05939294	SCREW, hex head	1
29	05939293	FUSE BLOCK, maxi	1
30	05939355	MAXI CIRCUIT BREAKER, automatic reset, 20-amp ...	1
30	05939440	MAXI CIRCUIT BREAKER, automatic reset, 30-amp ...	1
30	N/S	MAXI FUSE, 20-amp.	1
30	N/S	MAXI FUSE, 30-amp.	1
30	N/S	MAXI FUSE, 40-amp.	1
31	05939295	SECONDARY LOCK, maxi fuse	1
32	N/S	MINI FUSE, 5-amp	7
32	N/S	MINI FUSE, 7.5-amp	5
32	N/S	MINI FUSE, 10-amp	2
32	N/S	MINI FUSE, 15-amp	5

1996 HUMMER PARTS CATALOG

12-90 ELECTRICAL

ITEM	PART NUMBER	DESCRIPTION	QTY
		Figure 12-38 FUSE BOX PANEL, CONVENIENCE CENTER, AND MOUNTING HARDWARE (Cont'd)	
32	N/S	MINI FUSE, 20-amp.	2
32	N/S	MINI FUSE, 25-amp.	1
32	N/S	MINI FUSE, 30-amp.	1
33	05939290	FUSE BLOCK, mini.	2
34	05939291	SECONDARY LOCK, mini fuse.	2
35	05939723	CLIP, fuse block cover.	2
36	12339694	SPEEDNUT, U-type.	3
37	05939289	BASE, 1 module.	2
38	12339734 1	STUD.	7
39	06000485	CROSSBAR CLAMP.	1
40	G 00190254	NUT ASSEMBLY, #10-24.	2

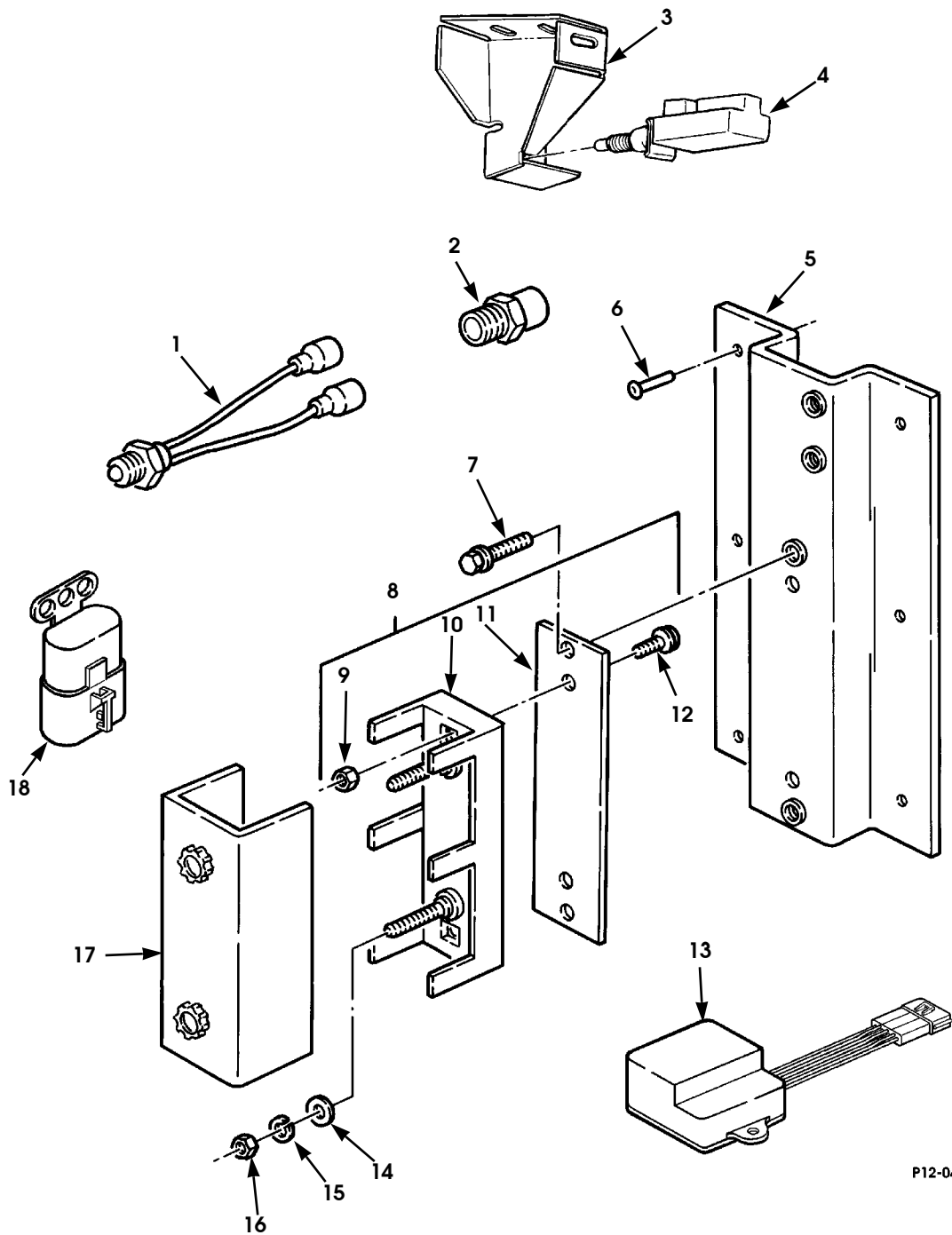
1996 HUMMER PARTS CATALOG

ELECTRICAL 12-91

NOTES

1996 HUMMER PARTS CATALOG

12-92 ELECTRICAL



P12-048

Figure 12-39. Miscellaneous Electrical Items.

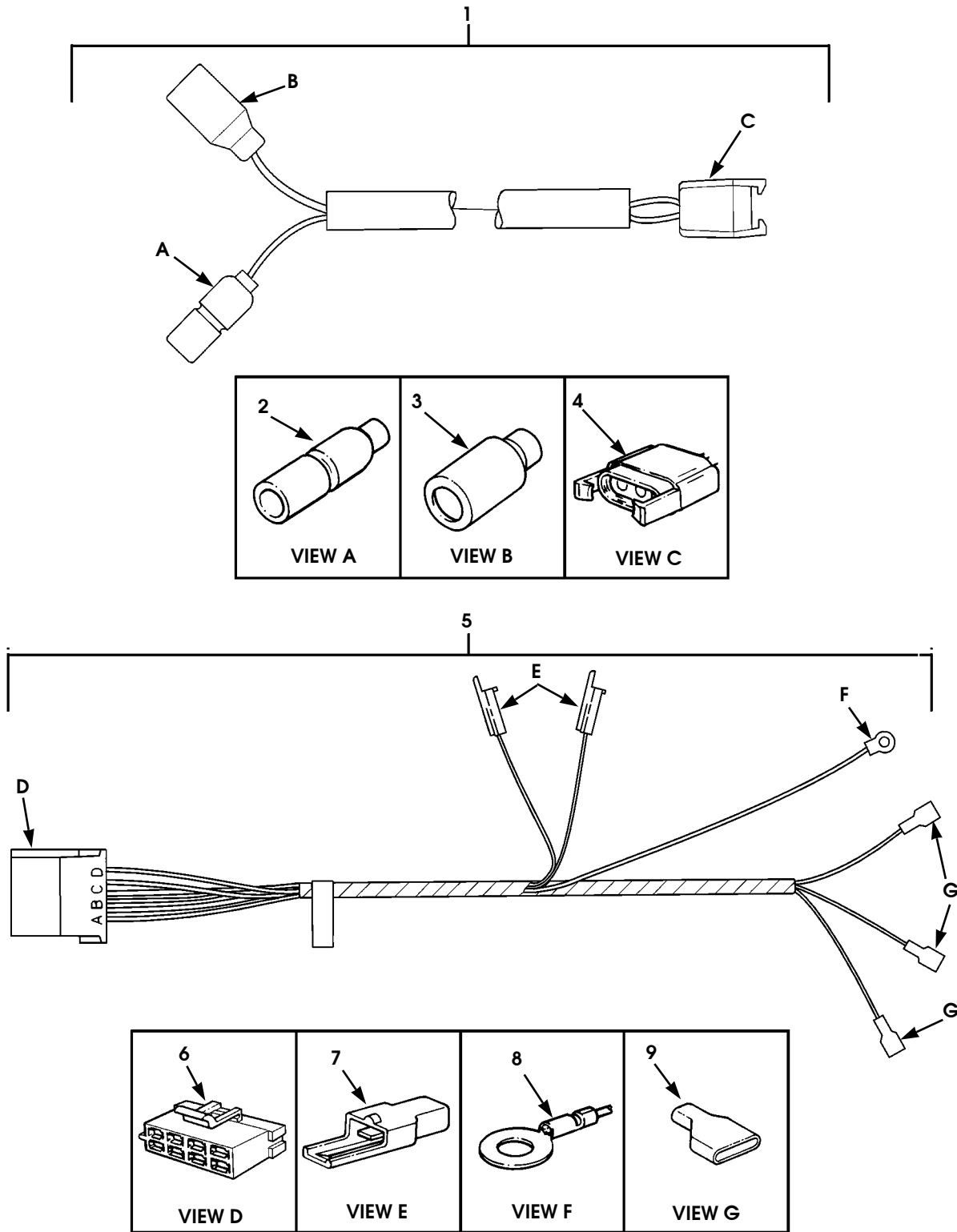
1996 HUMMER PARTS CATALOG

ELECTRICAL 12-93

ITEM	PART NUMBER	DESCRIPTION	QTY
		Figure 12-39 MISCELLANEOUS ELECTRICAL ITEMS	
1	12356704	SWITCH, parking brake	1
2	05938686	SWITCH, transfer lock	1
3	06002810	BRACKET, brake light switch	1
4	06002811	BRAKE, light/cruise switch	1
5	06007175	BRACKET, assembly	1
6	12339355 1	RIVET, 3/16" Dia., blind	6
7	MS 00090728-5	SCREW, 1/4"-20 x .625"	2
8	06007329	PLATE AND TERMINAL BOARD ASSEMBLY	1
9	MS 00051469 2	•NUT, #6-32	2
10	MS 00027212 5-2	•TERMINAL BOARD	1
11	05939971 B2	•PLATE, terminal board	1
12	G 09425488	•SCREW, mach., #6-32 x 1/2"	2
13	06002625	MODULE, daytime running light (Canada only)	1
14	AN 00000960 616	WASHER, flat 3/8"	2
15	MS 00035338 141	LOCKWASHER, flat, 3/8"	2
16	MS 00035650 3384	NUT, hex, 3/8"-24	2
17	MS 00018029 5L-2	COVER ASSEMBLY, electrical	1
18	05939962	FUEL PUMP RELAY	1

1996 HUMMER PARTS CATALOG

12-94 ELECTRICAL



P12-050

Figure 12-40. Daytime Running Light Jumper and Harness.

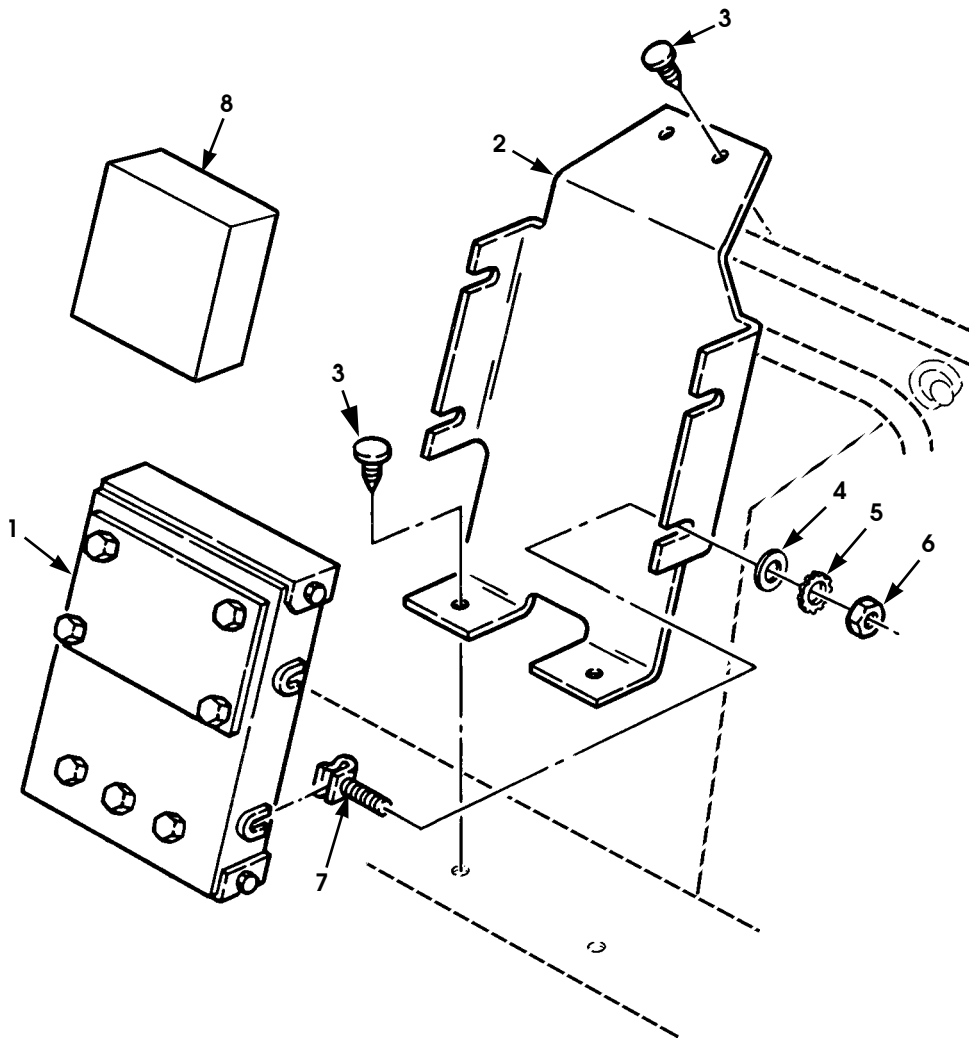
1996 HUMMER PARTS CATALOG

ELECTRICAL 12-95

ITEM	PART NUMBER	DESCRIPTION	QTY
		Figure 12-40 DAYTIME RUNNING LIGHT JUMPER AND HARNESS	
1	06002919	JUMPER, daytime running light (Canada only)	1
2	MS 00027144 2	•CONNECTOR	1
3	MS 00027142 3	•CONNECTOR	1
4	N/S	•CONNECTOR	1
5	06002626	HARNESS, module, daytime running light (Canada only)	1
6	06002769	•CONNECTOR	1
7	06002767	•CONNECTOR	2
8	N/S	•TERMINAL, ring	1
9	06002829	•CONNECTOR	3

1996 HUMMER PARTS CATALOG

12-96 ELECTRICAL



P12A-001

Figure 12-41. PCM/TCM and Digital Ratio Adapter.

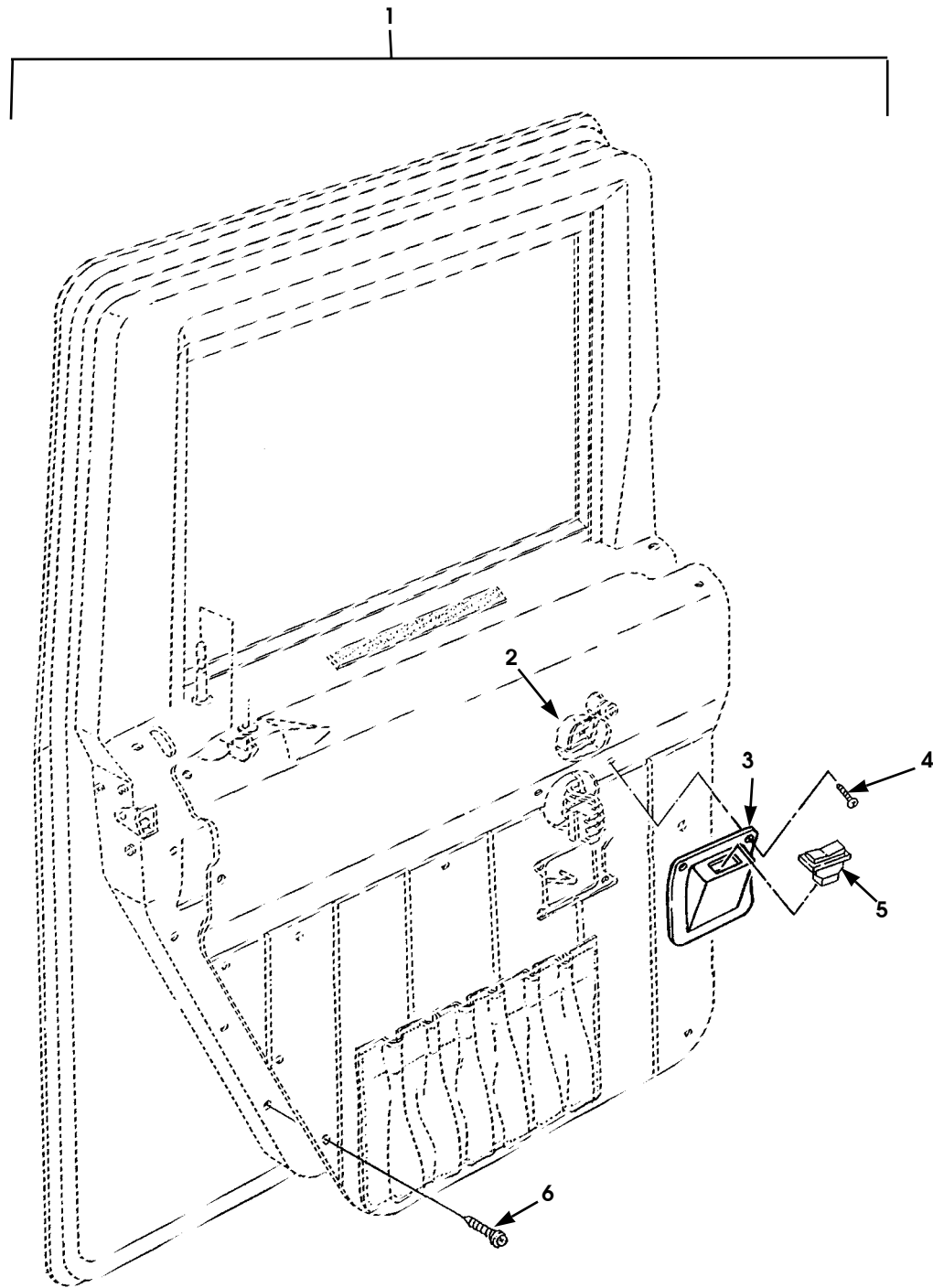
1996 HUMMER PARTS CATALOG

ELECTRICAL 12-97

ITEM	PART NUMBER	DESCRIPTION	QTY
		Figure 12-41 PCM/TCM AND DIGITAL RATIO ADAPTER	
1	06006990	MODULE, transmission control (Non-Turbo Diesel)	1
1	06003577	MODULE, power train control (Gas)	1
1	06007258	MODULE, powertrain control (Turbo Diesel)	1
2	06006756 B2	BRACKET, transmission control module (Non-Turbo and Gas)	1
2	06006755 B2	BRACKET, power control module (Turbo Diesel)	1
3	06001038	TRIM, button.	4
4	G 09416128	WASHER #10.	4
5	MS 00045904-60	LOCKWASHER #10.	4
6	B 18245B05	NUT 5 mm.	4
7	06003831	CLIP AND STUD ASSEMBLY	4
8	06003489	ADAPTER, digital ratio	1

1996 HUMMER PARTS CATALOG

ELECTRICAL 12-99



P12-052

Figure 12-42. Two-Door and Four-Door Power Door Locks Kit (Sheet 1 of 8).

1996 HUMMER PARTS CATALOG

12-100 ELECTRICAL

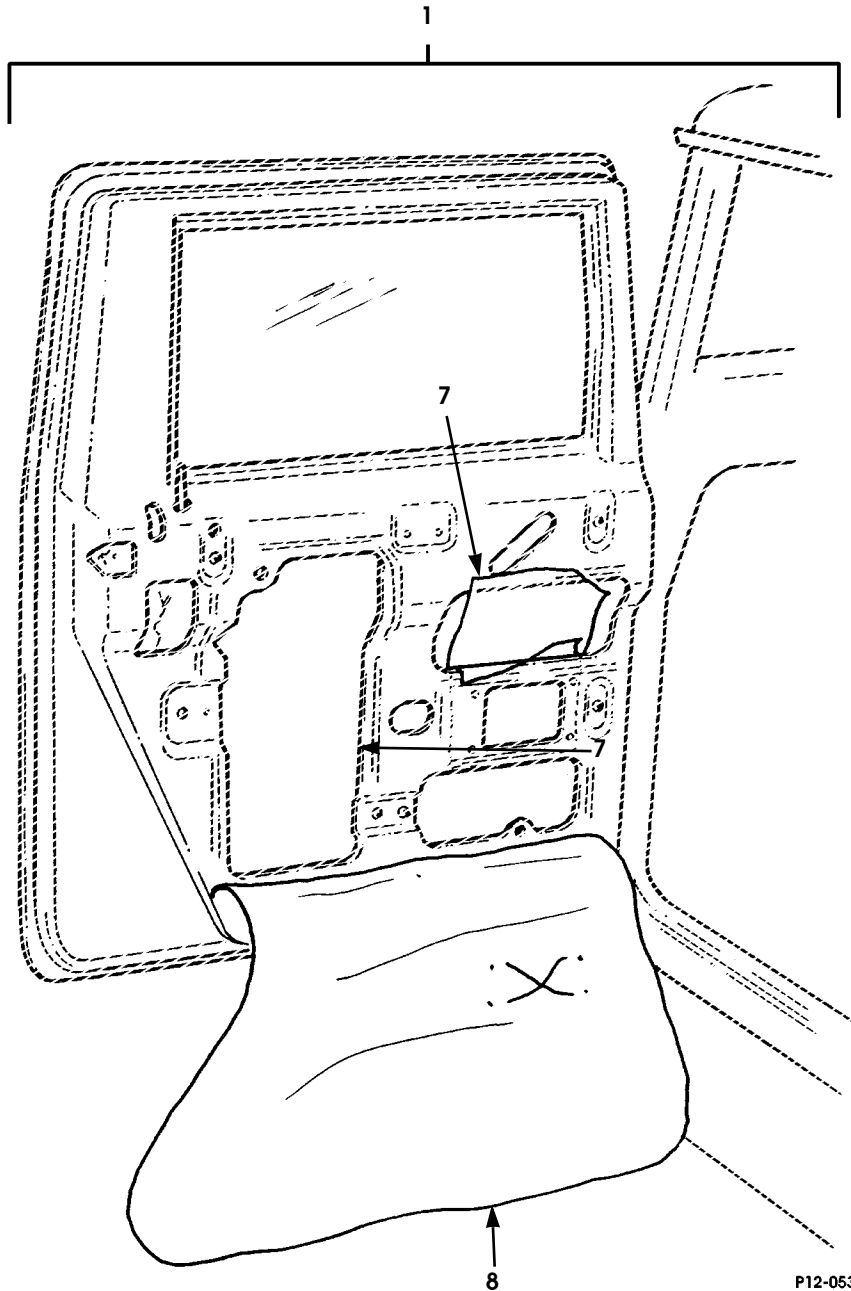
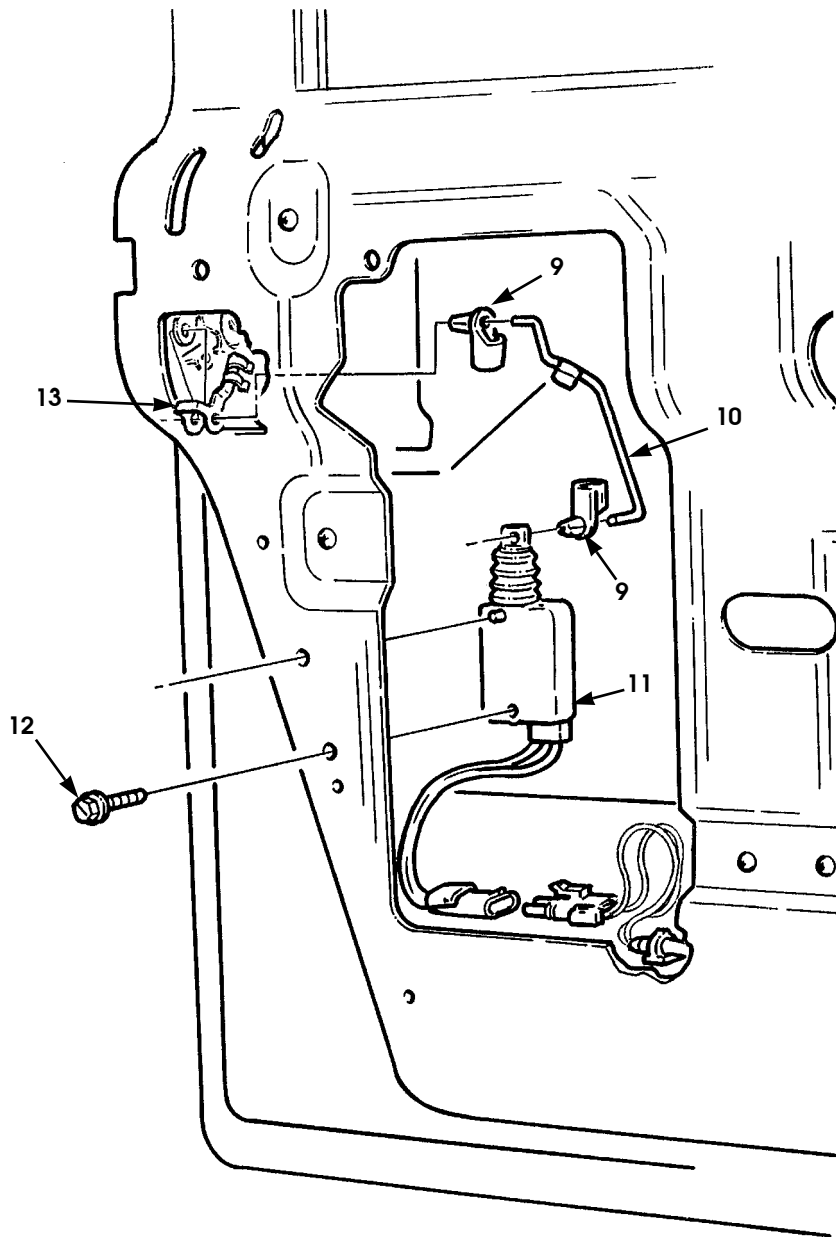


Figure 12-42. Two-Door and Four-Door Power Door Locks Kit (Sheet 2 of 8).

1996 HUMMER PARTS CATALOG

ELECTRICAL 12-101

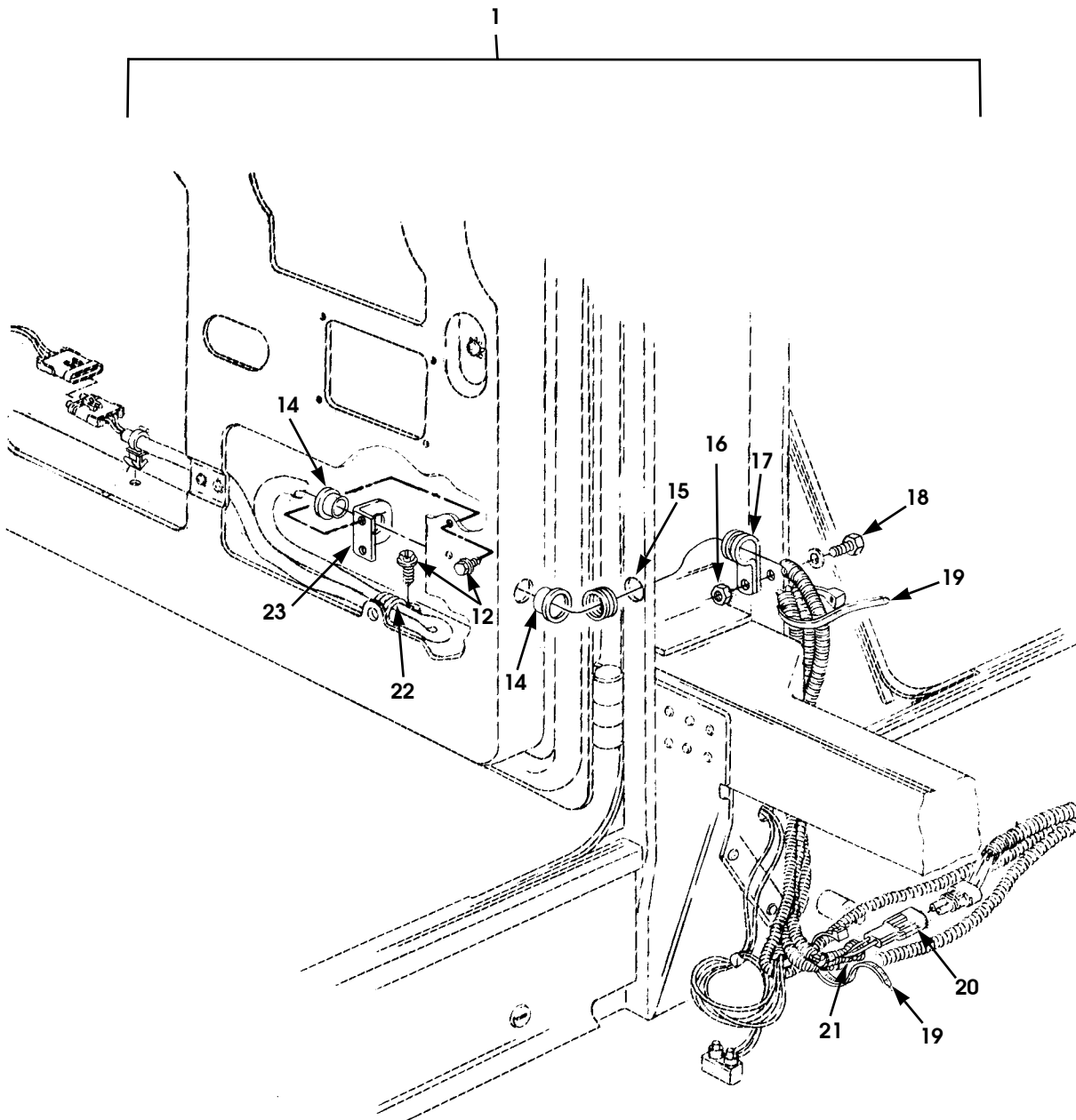


P12-054

Figure 12-42. Two-Door and Four-Door Power Door Locks Kit (Sheet 3 of 8).

1996 HUMMER PARTS CATALOG

12-102 ELECTRICAL

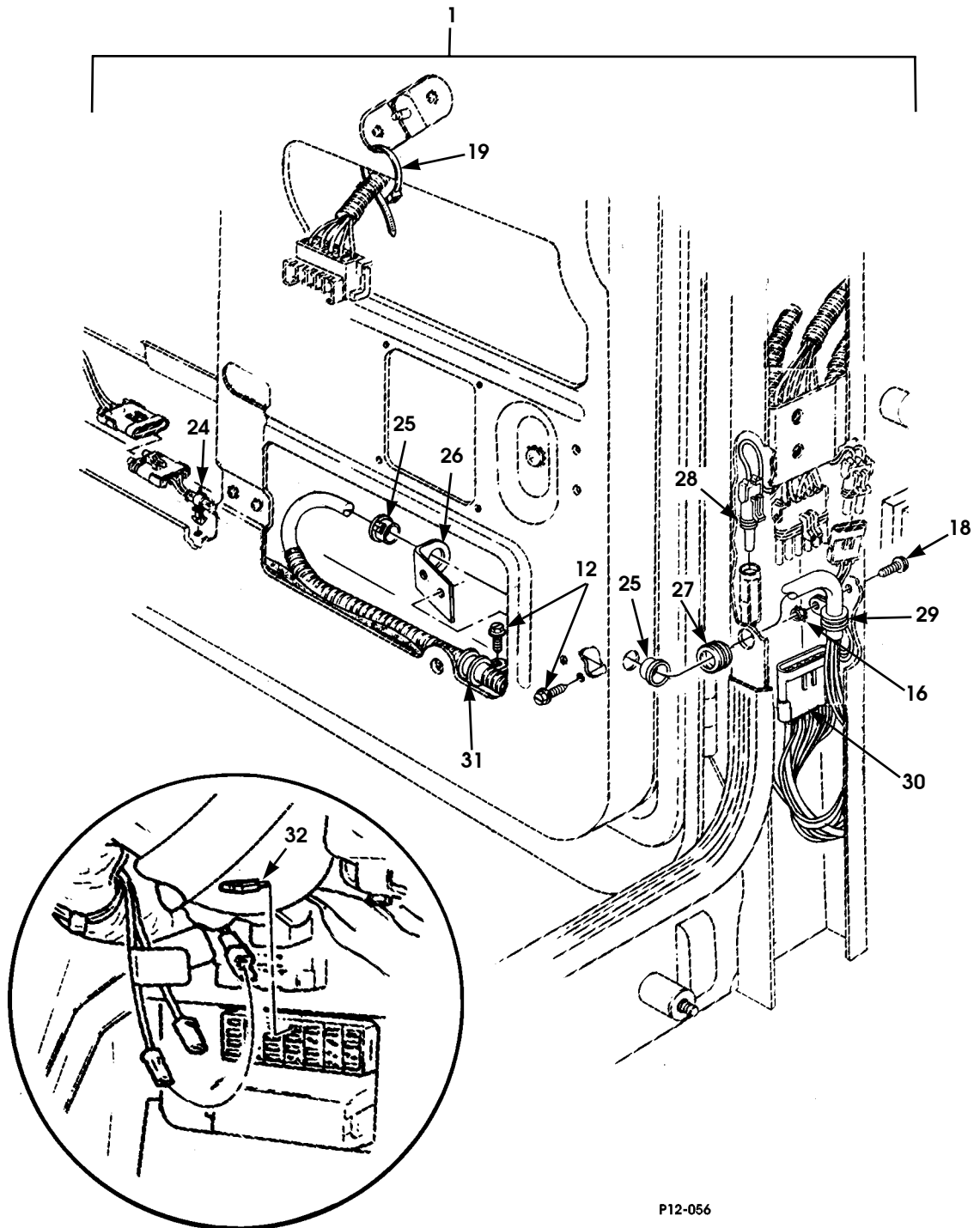


P12-055

Figure 12-42. Two-Door and Four-Door Power Door Locks Kit (Sheet 4 of 8).

1996 HUMMER PARTS CATALOG

ELECTRICAL 12-103

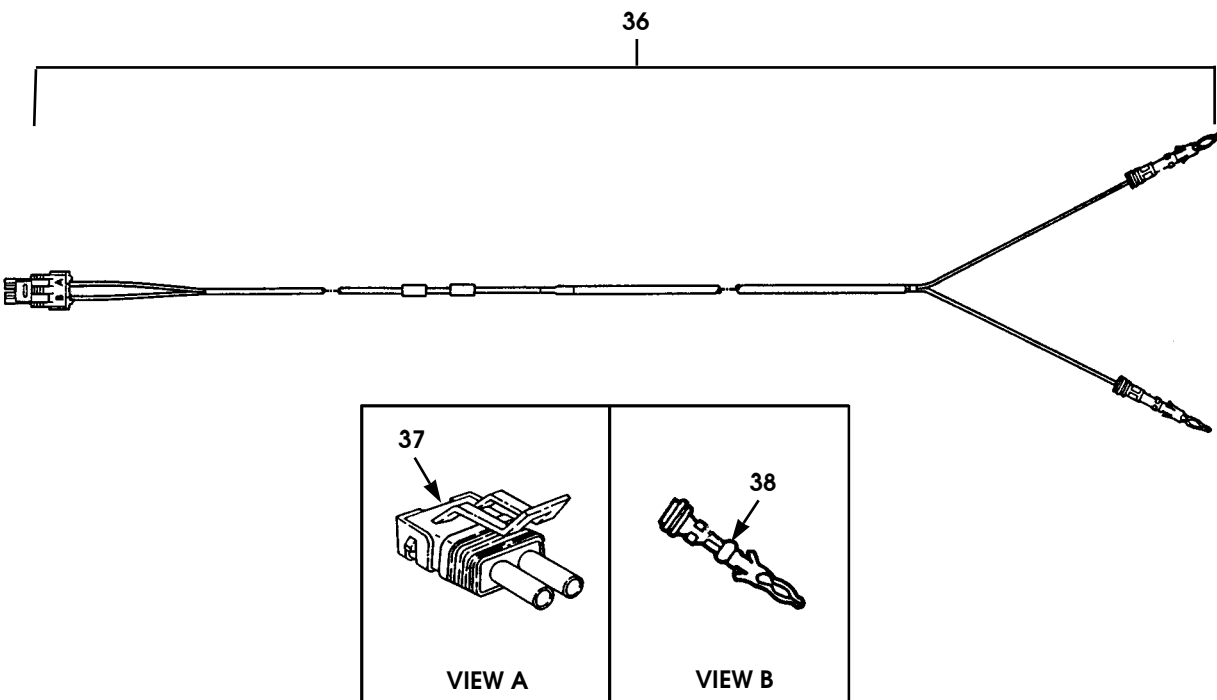
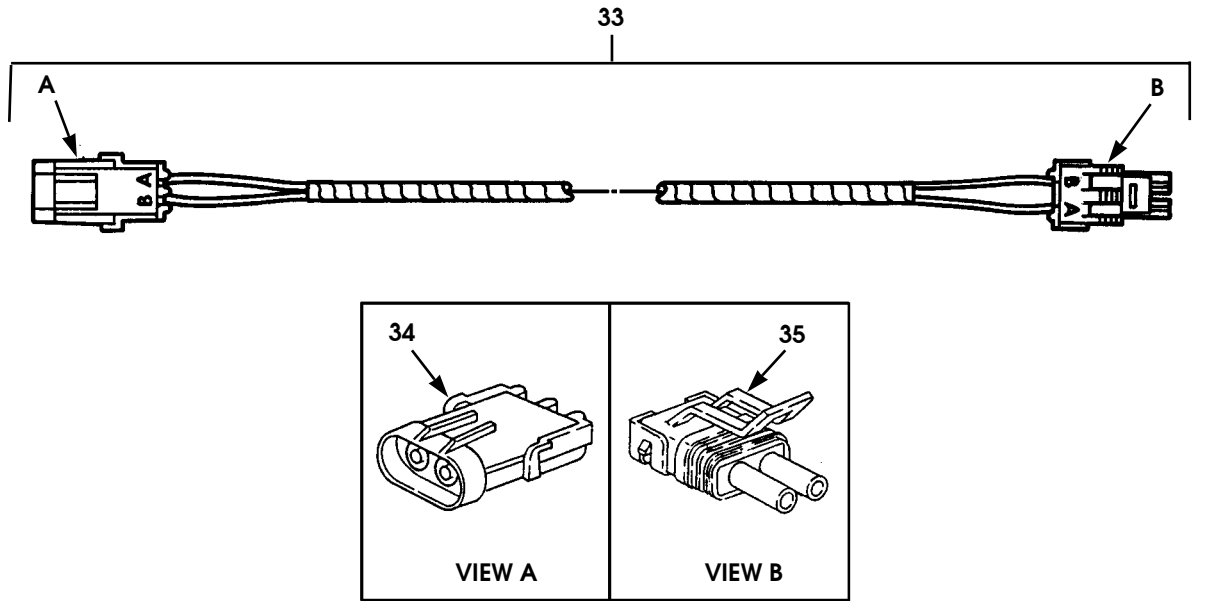


P12-056

Figure 12-42. Two-Door and Four-Door Power Door Locks Kit (Sheet 5 of 8).

1996 HUMMER PARTS CATALOG

12-104 ELECTRICAL

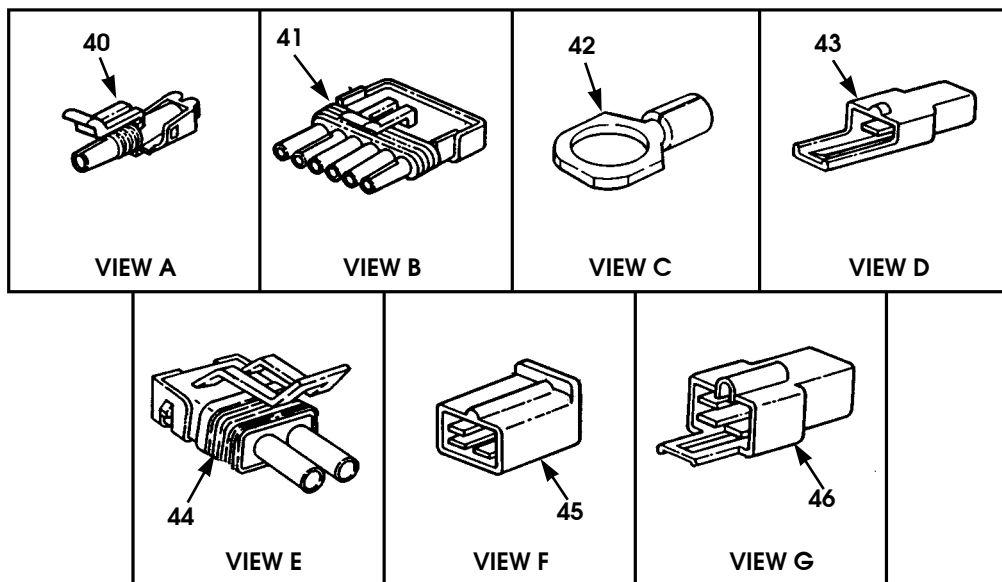
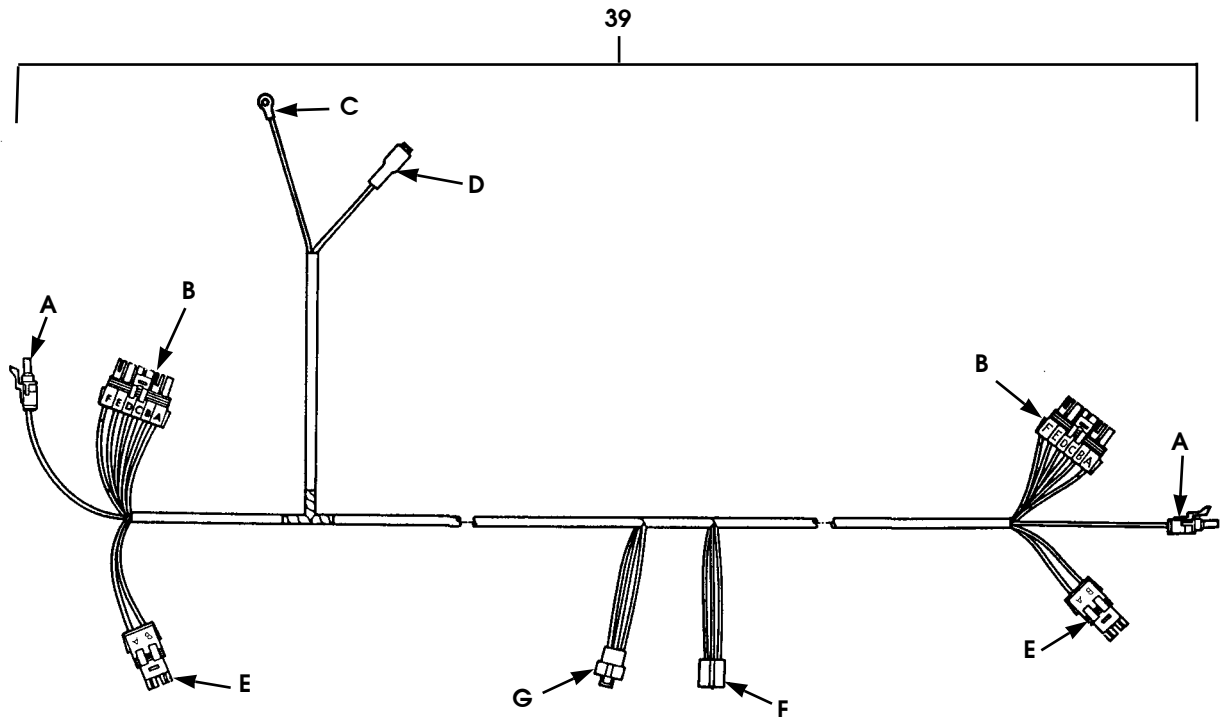


P12-057

Figure 12-42. Two-Door and Four-Door Power Door Locks Kit (Sheet 6 of 8).

1996 HUMMER PARTS CATALOG

ELECTRICAL 12-105



P12-058

Figure 12-42. Two-Door and Four-Door Power Door Locks Kit (Sheet 7 of 8).

1996 HUMMER PARTS CATALOG

12-106 ELECTRICAL

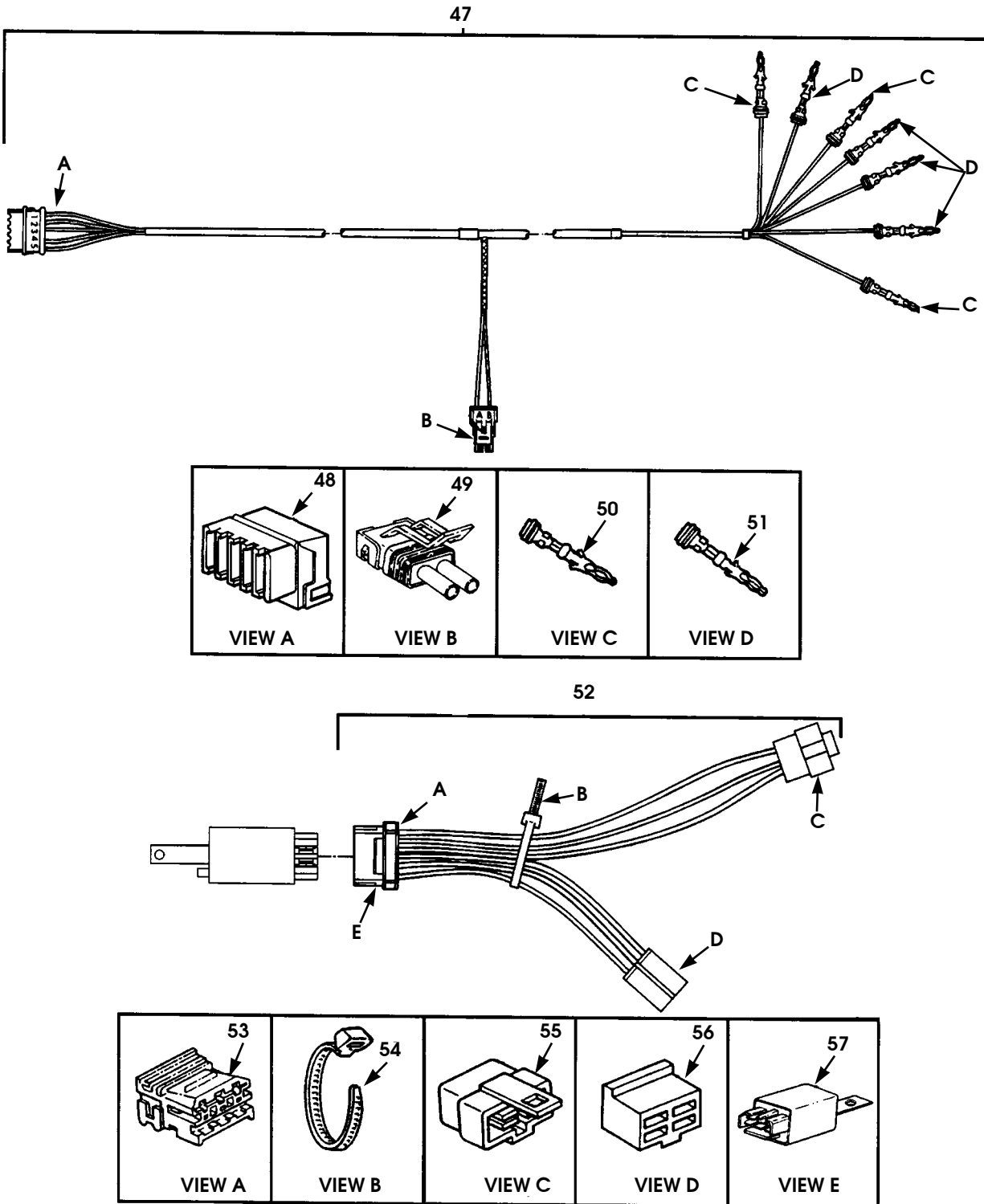


Figure 12-42. Two-Door and Four-Door Power Door Locks Kit (Sheet 8 of 8).

1996 HUMMER PARTS CATALOG

12-31-96

ELECTRICAL 12-107

ITEM	PART NUMBER	DESCRIPTION	QTY
		Figure 12-42 TWO-DOOR AND FOUR-DOOR POWER DOOR LOCKS KIT	4-Dr 2-Dr
1	05742911	KIT, two-door 82	1
1	05742912	KIT, four-door 83, 84, 85	1
2	06003025	•NUT, flat type	4 4
3	06003023	•BEZEL, door switch (single)	2 2
3	06003024	•BEZEL, door switch (dual)	2 2
4	06000207 P2	•SCREW	4 4
5	06002016	•SWITCH, door lock.	2 2
6	06001038 G	•CLIP, trim	2 2
7	06001694	•WATERSHIELD, door latch	6 4
8	06001623	•WATERSHIELD, front, L.H.	1 1
8	06001624	•WATERSHIELD, front, R.H.	1 1
8	06001625	•WATERSHIELD, rear, L.H. 83, 84, 85	1
8	06001626	•WATERSHIELD, rear, R.H. 83, 84, 85	1
9	05939037	•CLIP, rod end	8 4
★ 10	06001831	•ACTUATOR ROD, front, L.H.	1 1
★ 10	06001832	•ACTUATOR ROD, front, R.H.	1 1
★ 10	06001833	•ACTUATOR ROD, rear, L.H. 83, 84, 85	1
★ 10	06001834	•ACTUATOR ROD, rear, R.H. 83, 84, 85	1
11	06002513	•ACTUATOR, power door lock	4 2
12	06004031	•SCREW, self tapping, #8	16 8
13	12340003	•CLIP, rod handle, L.H.	2 1
13	12340002	•CLIP, rod handle, R.H.	2 1
14	06001892	•BUSHING, snap 83, 84, 85	4
15	06002437	•GROMMET, rubber 83, 84, 85	2
16	G 09411893	•NUT AND LOCKWASHER	4 2
17	MS 00021333 68	•CLAMP, cushioned 83, 84, 85	2
18	G 00454065	•SCREW, #10-32	4 2
19	MS 00003367 1	•TIEDOWN STRAP	7 3
20	05939099	•CONNECTOR, power door locks 83, 84, 85	2
21	06002505	•TUBING, convoluted 83, 84, 85	2

4-1-96

1996 HUMMER PARTS CATALOG

12-108 ELECTRICAL

ITEM	PART NUMBER	DESCRIPTION	QTY	
		Figure 12-42 TWO-DOOR AND FOUR-DOOR POWER DOOR LOCKS KIT (Cont'd)	4-Dr	2-Dr
22	MS 00021333 73	•CLAMP, cushioned, rear door	2	
		83, 84, 85		
23	06002470	•BRACKET, rear, L.H., R.H.,	2	
		83, 84, 85		
24	06002466	•RETAINER, wire	4	2
25	06001893	•BUSHING, snap	8	4
26	06001840	•BRACKET, front, L.H.	1	1
26	06001841	•BRACKET, front, R.H.	1	1
27	06002436	•GROMMET, rubber	2	2
28	05939237	•PLUG, connector, male	2	2
29	MS 00021333 70	•CLAMP, cushioned	2	2
30	05995713	•CONNECTOR, 6-way	2	2
31	MS 00021333 74	•CLAMP, cushioned	2	2
32	05939406	•MINI-FUSE, 20-amp.	1	1
33	06001871	•JUMPER HARNESS, door locks, rear	2	
		83, 84, 85		
★ 34	05995717	••CONNECTOR, power locks, body harness	1	
		83, 84, 85		
★ 35	05995718	••CONNECTOR, door harness, rear	1	
		83, 84, 85		
36	06001973	•DOOR HARNESS, rear	2	
		83, 84, 85		
37	05995717	••CONNECTOR, power locks, jumper harness, rear	1	
		83, 84, 85		
38	05939610	••TERMINAL, power locks, jumper harness, rear	2	
		83, 84, 85		
39	06001872	•DASH HARNESS	1	1
40	05939236	••CONNECTOR, door harness, front, L.H. and R.H.	2	2
★ 41	05995714	••CONNECTOR, door harness, front, L.H. and R.H.	2	2
42	N/S	••TERMINAL RING, body harness.	1	1
43	05903093	••CONNECTOR, body harness	1	1
44	05995717	••CONNECTOR, rear door, L.H. and R.H.	2	2
★ 45	05962769	••CONNECTOR, body harness	1	1
46	05903246	••CONNECTOR, body harness	1	1
47	06001980	•DOOR HARNESS, front	2	2
48	06001903	••CONNECTOR, door lock switch	1	1
49	05995717	••CONNECTOR, lock motor.	1	1
50	06001899	••TERMINAL, body harness	3	3

1996 HUMMER PARTS CATALOG

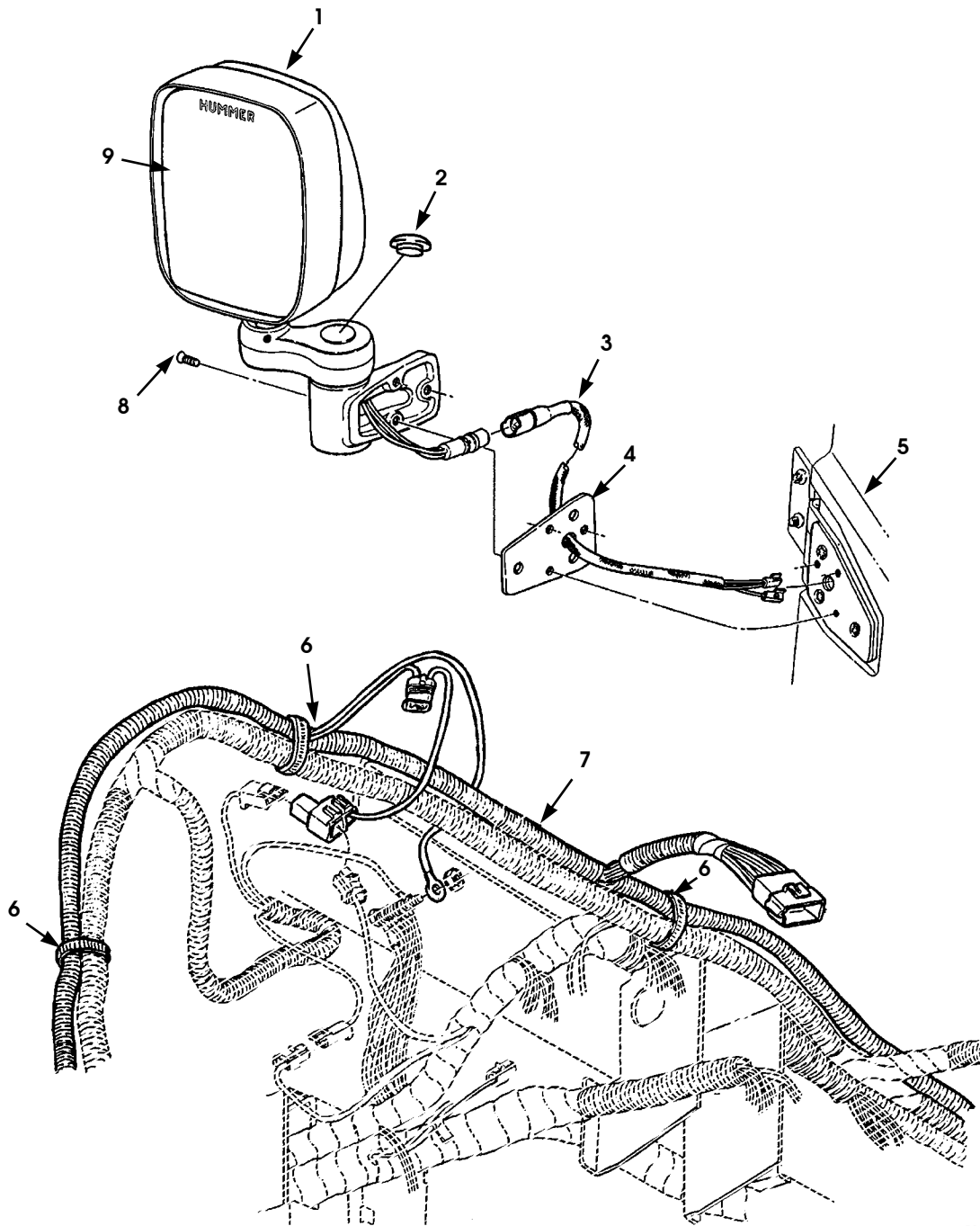
8-15-96

ELECTRICAL 12-109

ITEM	PART NUMBER	DESCRIPTION	QTY	
		Figure 12-42 TWO-DOOR AND FOUR-DOOR POWER DOOR LOCKS KIT (Cont'd)	4-Dr	2-Dr
51	05939610	••TERMINAL, body harness	4	4
* 52	06002593	•HARNES ASSEMBLY, timer-relay 83, 84, 85	1	1
* 53	06002597	••CONNECTOR, timer-relay. 83, 84, 85	1	1
54	MS 00003367 7	••CABLE TIE, timer-relay 83, 84, 85	1	1
55	05903246	••CONNECTOR, timer-relay. 83, 84, 85	1	1
56	05962769	••CONNECTOR, timer-relay. 83, 84, 85	1	1
57	06002592	TIMER-RELAY.	1	1

1996 HUMMER PARTS CATALOG

12-110 ELECTRICAL



P12-108

Figure 12-43. Power Mirrors

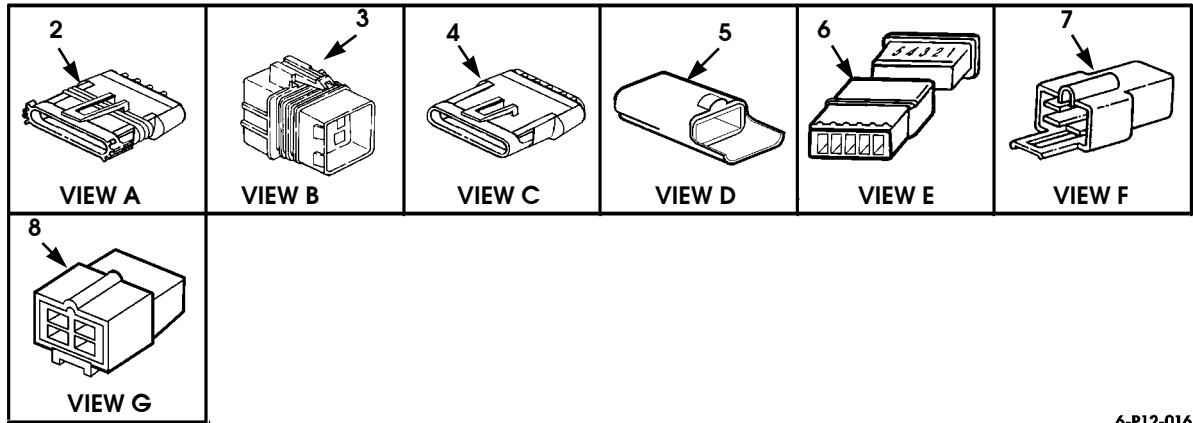
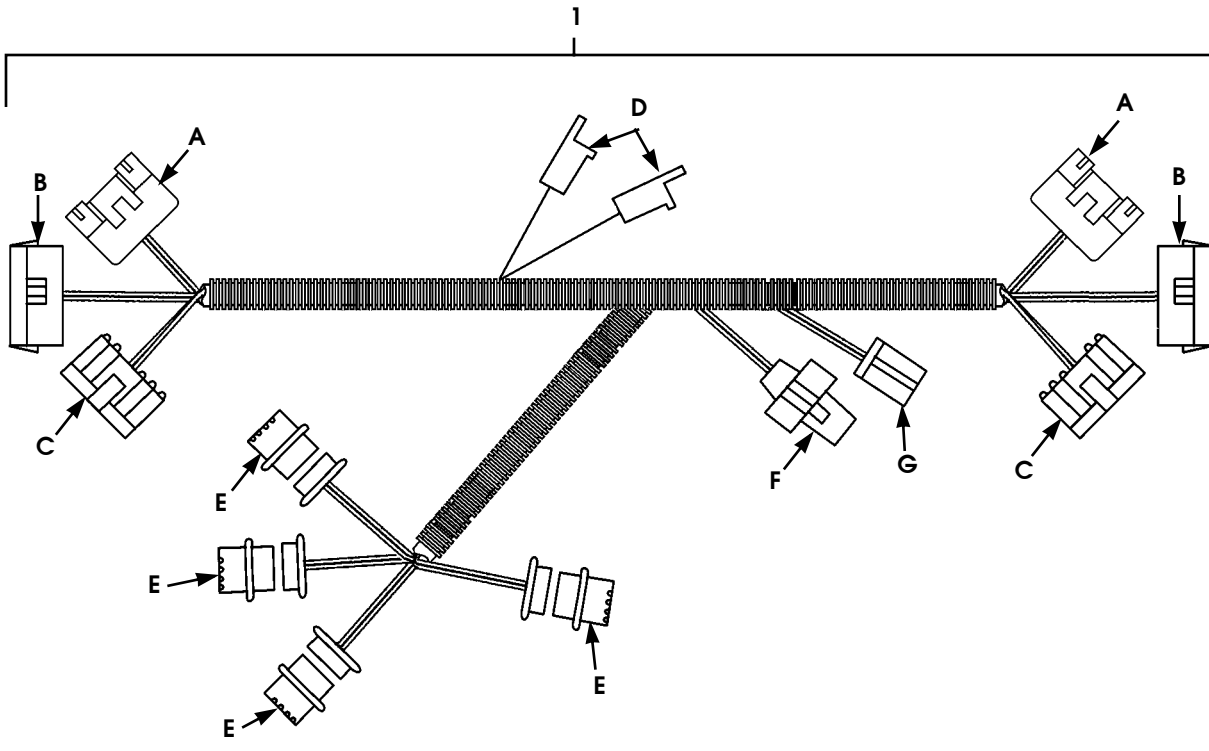
1996 HUMMER PARTS CATALOG

8-15-96

ELECTRICAL 12-111

ITEM	PART NUMBER	DESCRIPTION	QTY
		Figure 12-43 POWER MIRRORS	
1	06003828	MIRROR, L.H.	1
1	06003829	MIRROR, R.H.	1
		83, 84, 82, 84 89	
1	06003830	MIRROR, R.H.	1
		85	
2	05744075	CAP, mirror pivot.	1
3	06003884	HARNESS, door jumper	2
4	06003449	GASKET.	2
5	06003618	PLATE, mirror mounting	2
6	MS 00003367 1-0	TIEDOWN STRAP.	5
7	06007419	HARNESS, instrument panel	1
8	06003933 P2	SCREW, 1/4"-20	6
★ 9	05744167	MIRROR, replacement glass	1

12-112 ELECTRICAL



6-P12-016

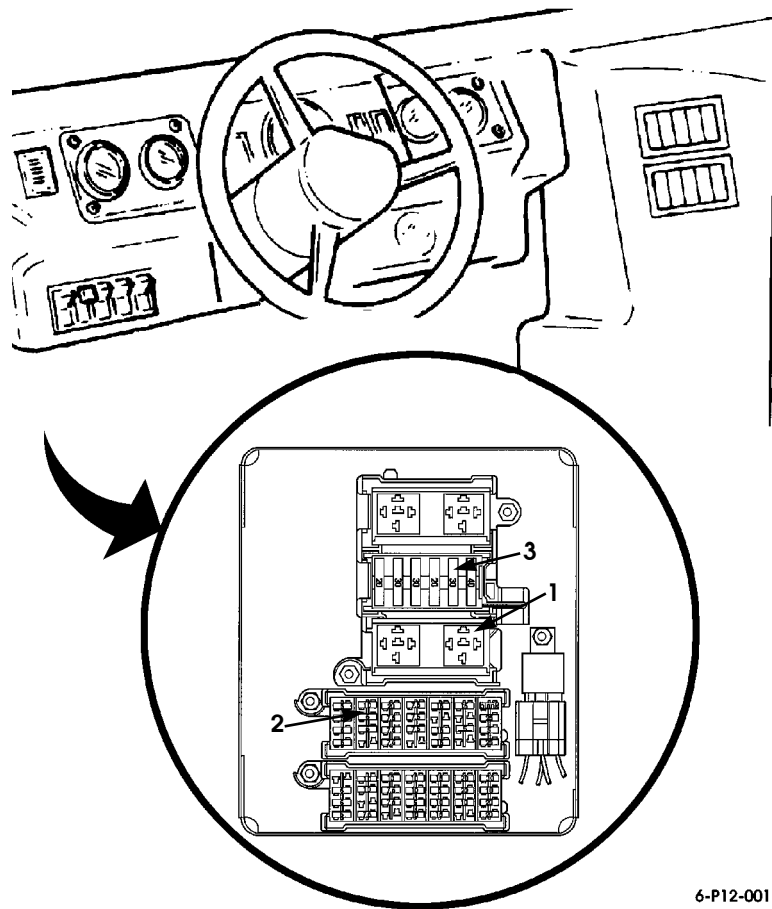
Figure 12-44 . Power Door Locks And Windows Harness

1996 HUMMER PARTS CATALOG

8-15-96

ELECTRICAL 12-113

ITEM	PART NUMBER	DESCRIPTION	QTY
		Figure 12-44 POWER DOOR LOCKS AND WINDOWS HARNESS	
1	06007200	HARNESS ASSY, power door locks and windows	1
2	05995714	•CONNECTOR, left, right, front door.	2
3	05995732	•CONNECTOR, left, right, front door.	3
4	05995713	•CONNECTOR, left, right rear door.	2
5	05903093	•CONNECTOR, auxiliary power breakout	2
6	06002930	•CONNECTOR, window	4
7	05903246	•CONNECTOR, remote entry.	1
8	05962769	•CONNECTOR, remote entry.	1



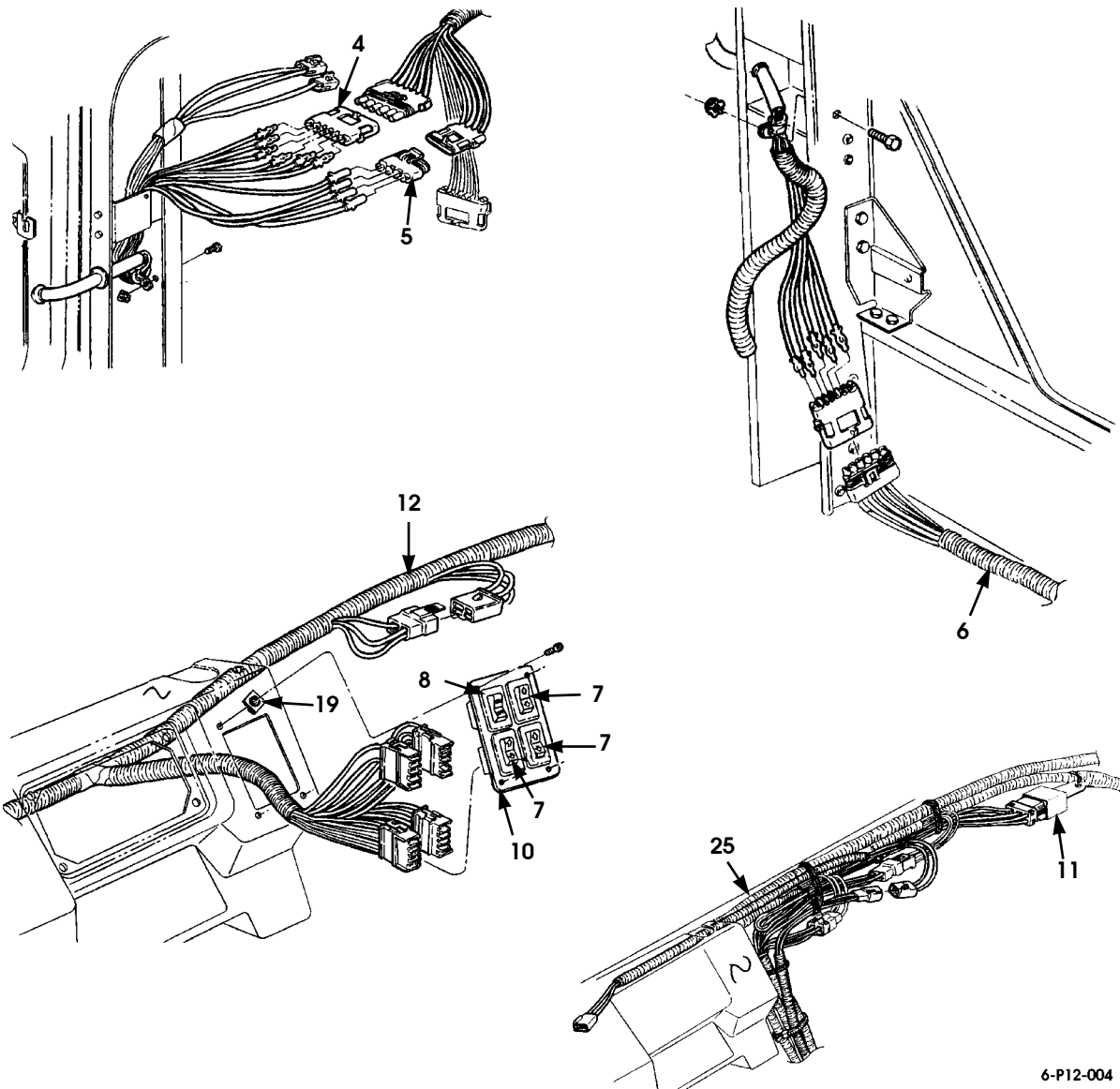
6-P12-001

Figure 12-45. Power Window (Sheet 1 of 4).

8-15-96

1996 HUMMER PARTS CATALOG

12-116 ELECTRICAL



6-P12-004

Figure 12-45. Power Window (Sheet 2 of 4).

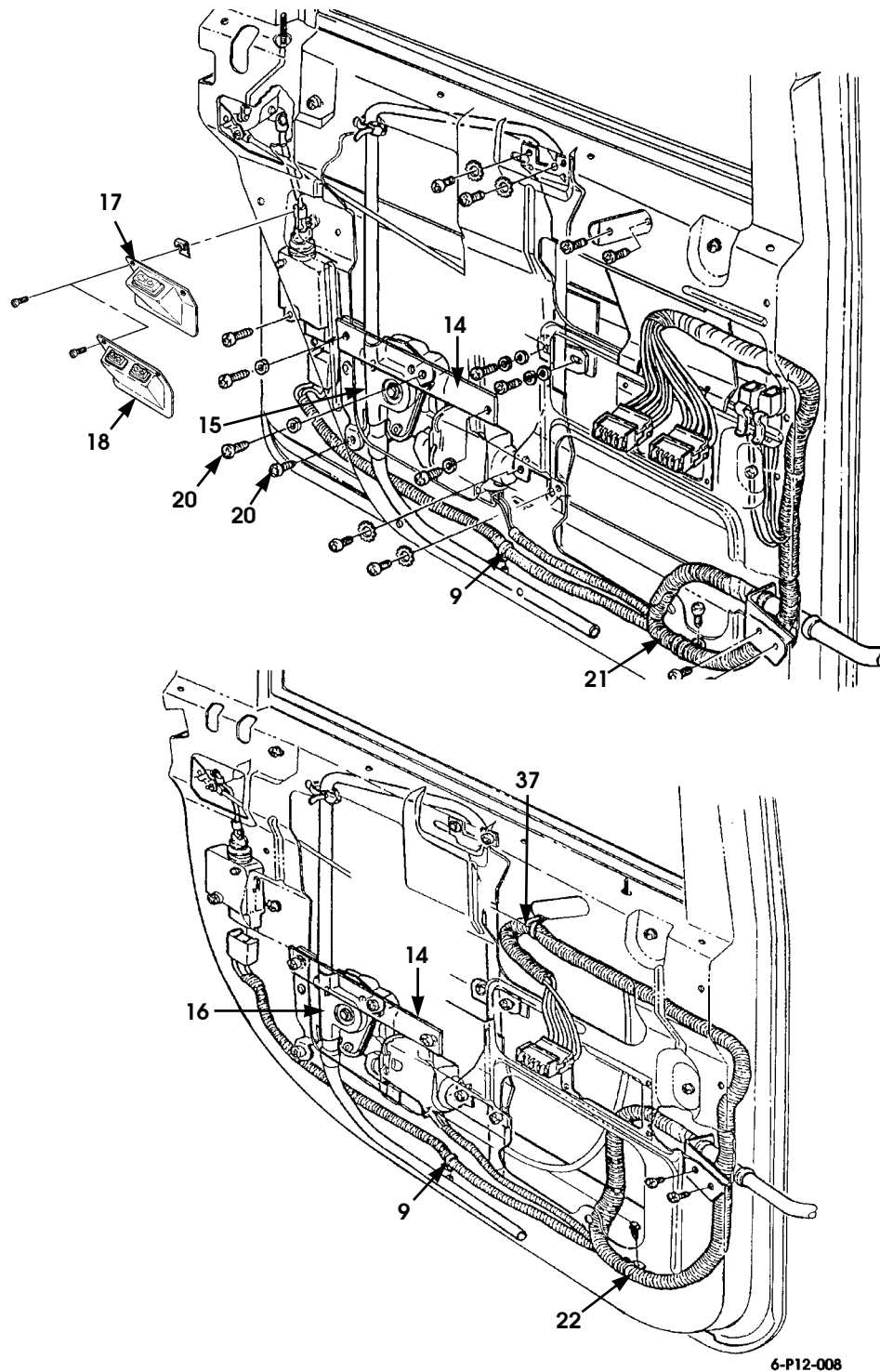
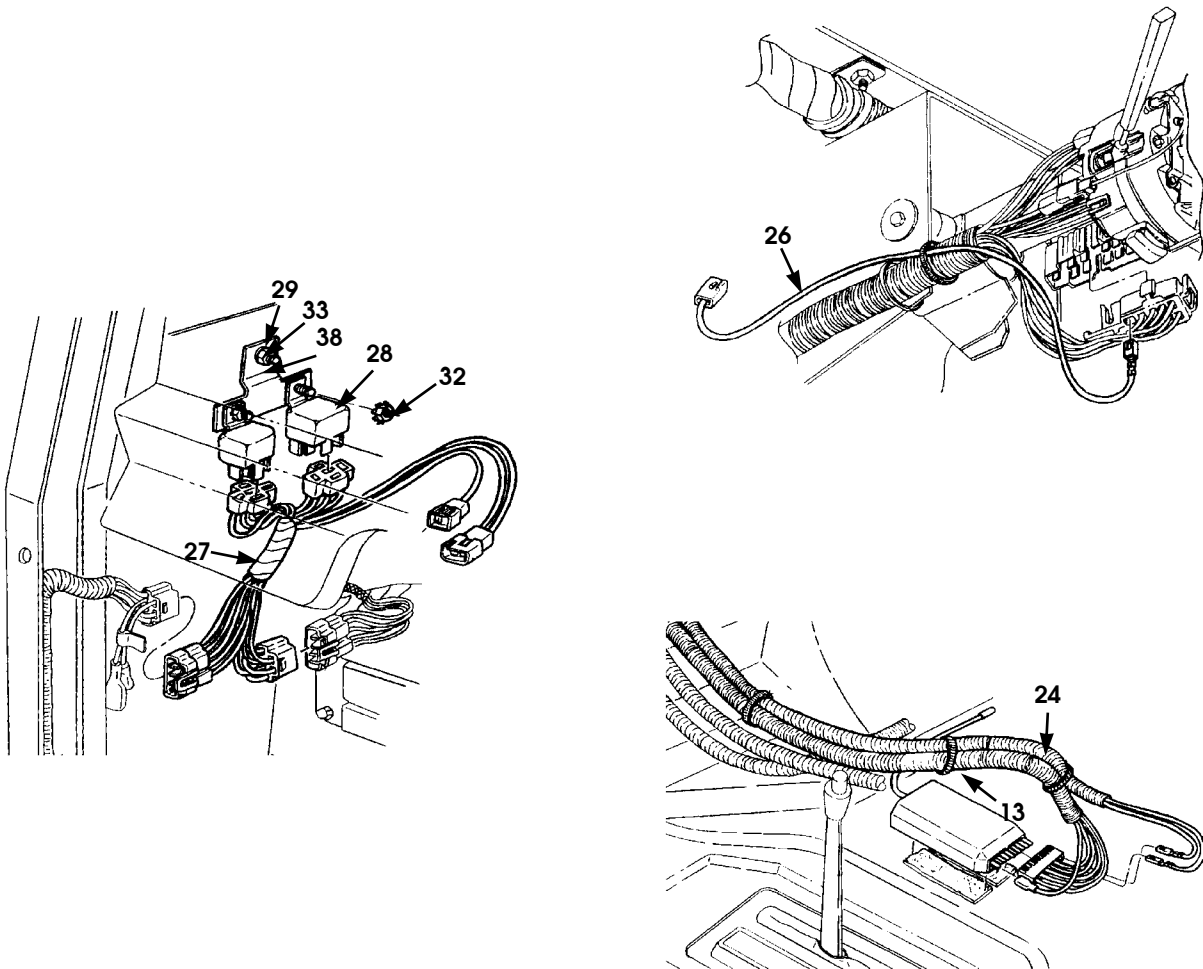


Figure 12-45. Power Window (Sheet 3 of 4).

8-15-96

1996 HUMMER PARTS CATALOG

12-118 ELECTRICAL



6-P12-010

Figure 12-45. Power Window (Sheet 4 of 4).

1996 HUMMER PARTS CATALOG

8-15-96

ELECTRICAL 12-119

ITEM	PART NUMBER	DESCRIPTION	QTY
		Figure 12-45 POWER WINDOWS	
1	05939315	RELAY	1
2	05939402	FUSE, 5 amp	1
3	05939440	BREAKER, 30 amp	1
4	05995713	CONNECTOR, 6-way	2
5	05995715	CONNECTOR, 4-way	2
6	06001975	JUMPER, rear door	2
7	06002015	SWITCH, power window	4
8	06002017	SWITCH, Power window lock	1
9	06002466	RETAINER	4
10	06002467	PLATE, power window	1
11	06002592	TIMER RELAY	1
12	06002745	HARNESS, instrument panel	1
13	06002777	RECEIVER AND HARNESS	1
14	06002866	BRACKET, window	4
15	06002870	REGULATOR, window L.H.	2
16	06002871	REGULATOR, window R.H.	2
17	06003023	BEZEL, single switch	2
18	06003024	BEZEL, dual switch	2
19	06003025	J-Nut	4
20	06003484	SCREW, regulator	4
21	06003591	HARNESS, front door	2
22	06003592	HARNESS, rear door	2
23	06003916	CAP, door plug (not illustrated)	4
24	06003985	HARNESS, receiver jumper	1
25	06003986	HARNESS, door lock jumper	1
26	06003999	HARNESS, steering column jumper	1
27	06004000	HARNESS, dome light	1
28	06004055	RELAY, 40 amp	2
29	06004063	BRACKET, relay	1
30	06004081	J-NUT	4
31	06004185	SWITCH, power window	3
32	G 00271166	LOCKNUT, power window relay	2
33	G 00271172	LOCKNUT, power window relay	1
34	G 00121841	LOCKWASHER, power window	8
35	G 00159658	SCREW	8
36	MS 00035206 245	SCREW	12
37	MS 00003367 1	CABLE TIES	22
38	MS 00090728 8	BOLT	1

Section 13

ACCESSORIES

TITLE	PAGE NUMBER
Winch Assembly, Mounting Hardware and Related Parts (Winch Kit)	13-2
Winch Assembly	13-4
Winch Accessory Kit	13-6
Trailer Towing Kit	13-8
Reel Lamp Accessory Kit	13-10
Brushguard Kit and Mounting Hardware	13-12
Reflective Triangle Warning Device Jack Assembly, and Mounting Hardware	13-14
Pioneer Tool Kit	13-16
Swing-Away Spare Tire Carrier	13-18
Bed-Mounted Spare Tire Carrier	13-20
Underbody Protection and Mounting Hardware	13-22
Underbody Protection Skid Plates	13-24
Rocker Panel Guard Accessory Kit	13-26
External Tubeless Tire Repair Kit	13-28
Internal Tubeless Tire Repair Kit	13-30
Driver's Seat Armrest Kit	13-32
Remote Entry Kit	13-34
Roof Rack Kit	13-36
Running Board Kit	13-38
Auxiliary Air Hose Kit	13-40
Cruise Control Actuator, Wiring Harness and Mounting Hardware (Diesel)	13-42
Cruise Control Actuator, Wiring Harness and Mounting Hardware (Gas)	13-44
Rear Defroster	13-46
Auxiliary Seat	13-48
Tonneau Cover for 4-door Hardtop	13-51
Essential Tools, Engine	13-52
Essential Tools, Engine	13-54
Essential Tools, Engine	13-56
Essential Tools, Engine	13-58
Essential Tools, Fuel Injection	13-60
Essential Tools, Transmission	13-62
Essential Tools, Transmission	13-64
Essential Tools, Transmission	13-66
Essential Tools, Axle	13-68
Essential Tools, Wheels and Tires/Axles/CTIS	13-70
Essential Tools, Tires	13-72
Essential Tools, Steering	13-74
Essential Tools, Suspension	13-76
Essential Tools, HVAC	13-78
Essential Tools, Electrical	13-80
Repair Kits	13-82
* Bulk	13-91
Commercial Manuals	13-92
Paint Descriptions	13-93
Station Wagon Liffgate Assembly and Mounting hardware	13-94

13-2 ACCESSORIES

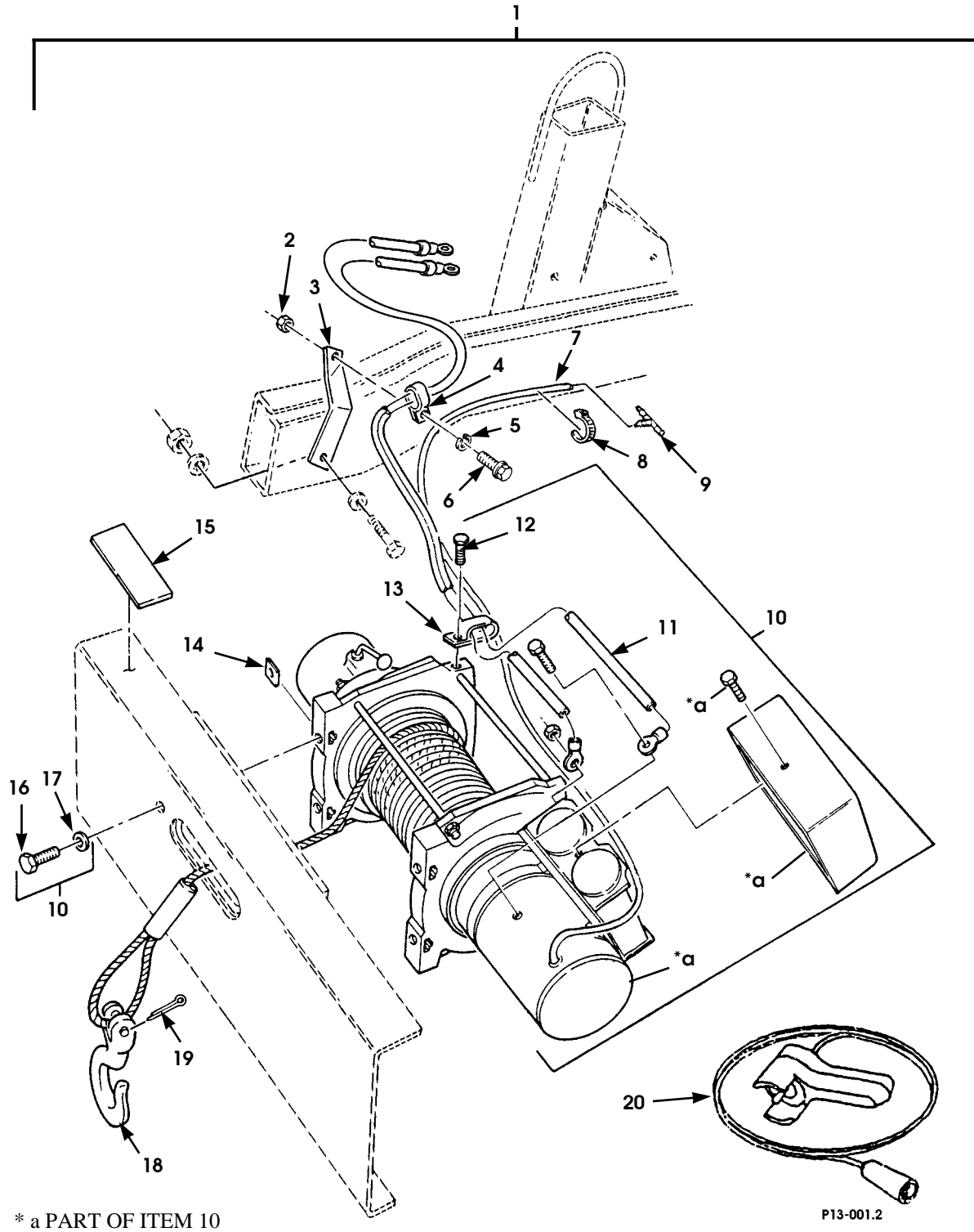


Figure 13-1. Winch Assembly, Mounting Hardware, and Related Parts (Winch Kit).

1996 HUMMER PARTS CATALOG

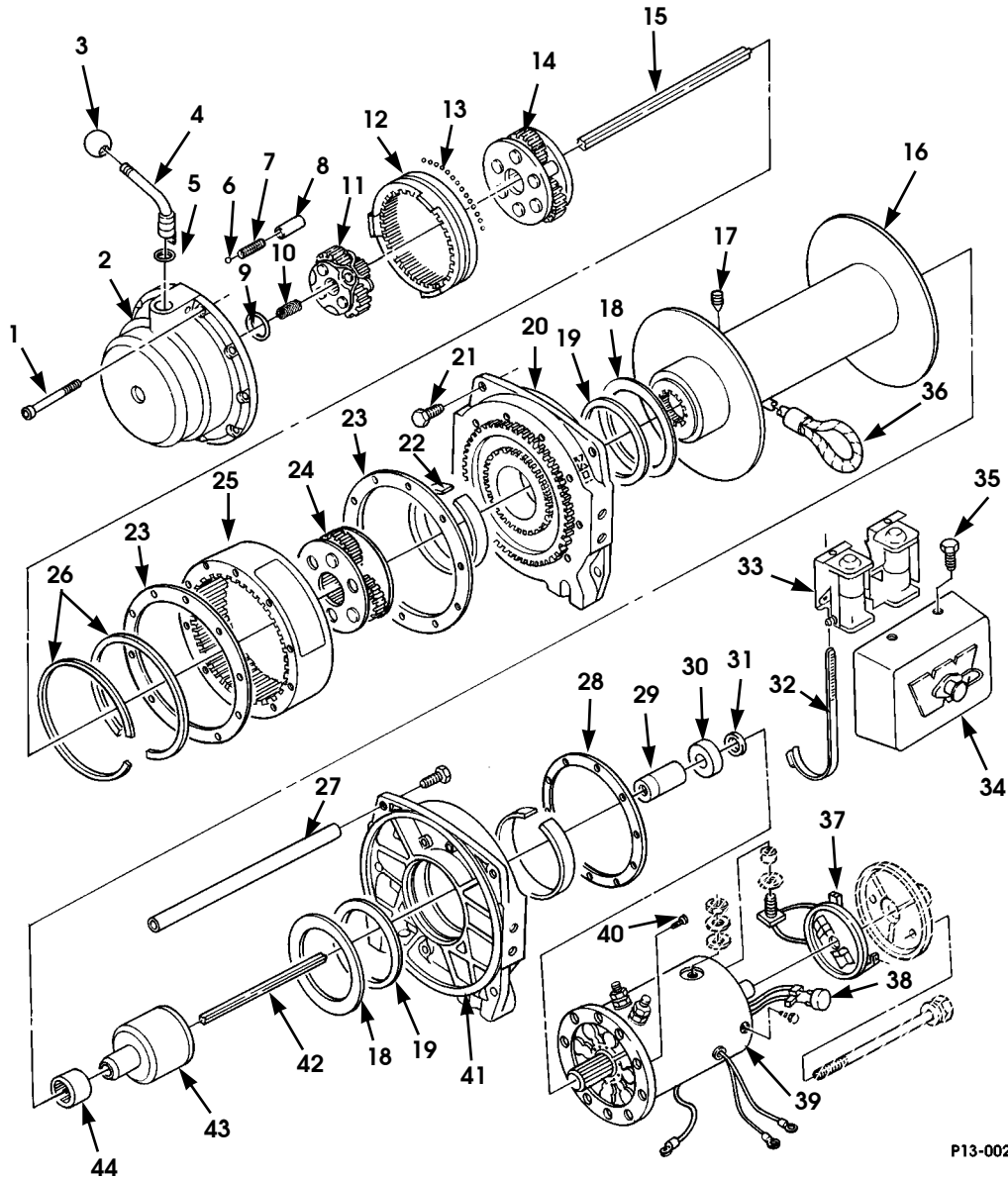
4-1-96

ACCESSORIES 13-3

ITEM	PART NUMBER	DESCRIPTION	QTY
		Figure 13-1 WINCH ASSEMBLY, MOUNTING HARDWARE, AND RELATED PARTS (WINCH KIT)	
1	05744376	KIT, winch, 12V, 12000 lb. capacity, SEE NOTES 1 and 2	1
2	MS 00051967 3	•NUT, clamp, 1/4"-20	1
3	12338481	•BRACKET, clamp	1
★ 4	07385182	•CLAMP, positive and ground cables.	1
5	MS 00035338 44P2	•LOCKWASHER, clamp, 1/4"	1
6	G 09415477	•SCREW, clamp, 1/4"-20 x 3/4"	1
7	05741079	•TUBE, winch vent line, 70-inches long	1
8	MS 00003367 7	•STRAP, tiedown, vent line	4
9	12339973 1	•TEE, vent line	1
10	06003560	•WINCH assembly	1
11	05744290	••CABLE ASSEMBLY, winch-to-battery	1
12	05740980	••SCREW, clamp.	2
13	MS 00021334 28	••CLAMP, positive and ground cables.	2
14	MS 00027040 13	••NUT, winch	4
15	06000236	••DECAL, winch	1
16	G 09425080	••BOLT, winch, 7/16"-14 x 1.5"	4
17	G 02436164 P2	••WASHER, winch, 7/16"	4
★ 18	05742784	•HOOK AND PIN	1
★ 19	MS 00024665 355	••COTTER PIN, 1/8 x 1 1/4".	1
★ 20	05939435	•HAND CONTROLLER, winch	1
		NOTE 1: MUST ALSO ORDER SKID PLATE, P/N 05935669, FOR VEHICLES WITH UNDERBODY PROTECTION	
		NOTE 2: FOR MOUNTING HARDWARE, SEE FIGURE 9-9	

1996 HUMMER PARTS CATALOG

13-4 ACCESSORIES



P13-002

Figure 13-2. Winch Assembly.

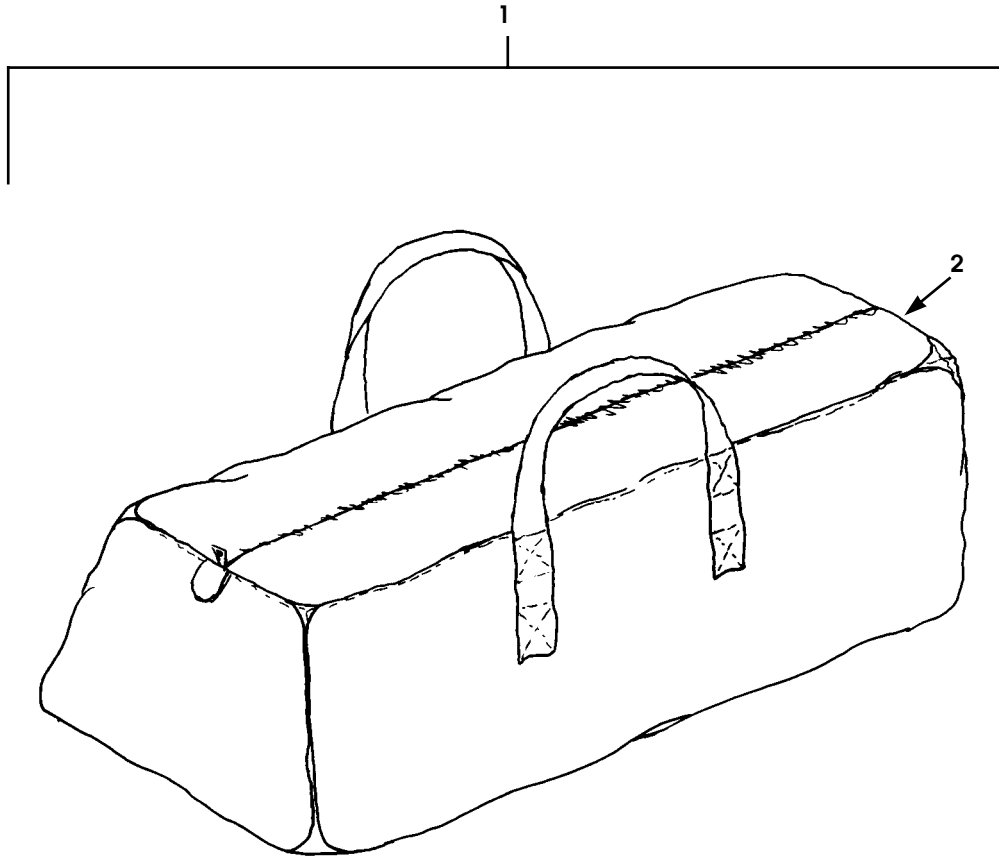
1996 HUMMER PARTS CATALOG

ACCESSORIES 13-5

ITEM	PART NUMBER	DESCRIPTION	QTY
		Figure 13-2 WINCH ASSEMBLY	
1	05742884	CAPSCREW, 1/4"-20 x 3.0"	10
2	05742968	HOUSING ASSEMBLY, GEAR (includes item 9)	1
3	05741021	KNOB	1
4	05742969	CLUTCH LEVER, with plastic knob (includes item 5) . .	1
5	05742885	SEAL, O-ring	1
6	05742877	STEEL BALL, 1/4-INCH DIA.	1
7	05742876	COMPRESSION SPRING	1
8	05742858	DETENT SPACER	1
9	05742871	THRUST PLATE	1
10	05742888	SUN GEAR, input	1
11	05742886	CARRIER ASSEMBLY, stage 1	1
12	05742857	RING GEAR, stage 2	1
13	05742872	3/16-INCH DIA. STEEL BALL SET, 85 balls	1
14	05742873	CARRIER ASSEMBLY, stage 2	1
15	05742971	HEX SHAFT, output	1
16	05742892	DRUM ASSEMBLY , 3.5 x 6-INCH (includes item 17) . . .	1
16	05742973	DRUM ASSEMBLY, 3.5 x 6-INCH includes items 17 and 34)	1
17	05742890	SETSCREW, m10	1
18	05741144	THRUST WASHER, nylon	2
19	05742867	OIL SEAL, radial	2
20	05742967	SUPPORT, drum, gear end (includes items 19 and 22)	1
21	05742875	CAPSCREW, 3/8" x 1.0"	6
22	05742866	DRUM BUSHING, nylon	2
23	05742881	GASKET	2
24	05742887	CARRIER ASSEMBLY, stage 3	1
25	05742970	RING GEAR ASSEMBLY, series 12	1
26	05742883	RETAINING RING	2
27	05742893	TIE ROD	3
28	05741004	GASKET, end housing	1
29	05742869	COUPLING, motor shaft	1
30	05742880	BALL BEARING	1
31	05742882	SPACER, motor shaft	1
32	05741028	CLAMP, winch motor.	1
33	05742932	CONTROL PACK, 12 VDC	1
34	05742879	•SOLENOID HOUSING.	1
35	05741030	CAPSCREW, solenoid cover, hex head, #10-24	2
36	05742974	WIRE ROPE, 7/16-inch DIA. x 75-feet long.	1
37	05742870	BRUSH SET, 12 VDC.	1
38	05742874	SWITCH, electric thermal	1
39	05742868	ELECTRIC MOTOR, 12 VDC (includes items 30 and 31)	1
40	05741005	CAPSCREW, winch motor.	10
41	05742897	SUPPORT, drum, motor end (includes items 19 and 22)	1
42	05742972	HEX SHAFT, input	1
43	05743782	BRAKE ASSEMBLY	1
44	05742878	ROLLER CLUTCH	1

1996 HUMMER PARTS CATALOG

13-6 ACCESSORIES



P13-030

Figure 13-3. Winch Accessory Kit.

1996 HUMMER PARTS CATALOG

ACCESSORIES 13-7

ITEM	PART NUMBER	DESCRIPTION	QTY
1	05742791	Figure 13-3 WINCH ACCESSORY KIT	
2	S.I.K.	KIT, winch accessory •BAG, camouflage. •SNATCH BLOCK (not illustrated) •CHAIN (not illustrated) •TRUNK PROTECTOR, 2-inch (not illustrated) •GLOVES (not illustrated) •SHACKLE 3/4-inch (not illustrated) •STRAP, 3-inch 30 feet (not illustrated)	1 1 1 1 1 1 pair 1 1

13-8 ACCESSORIES

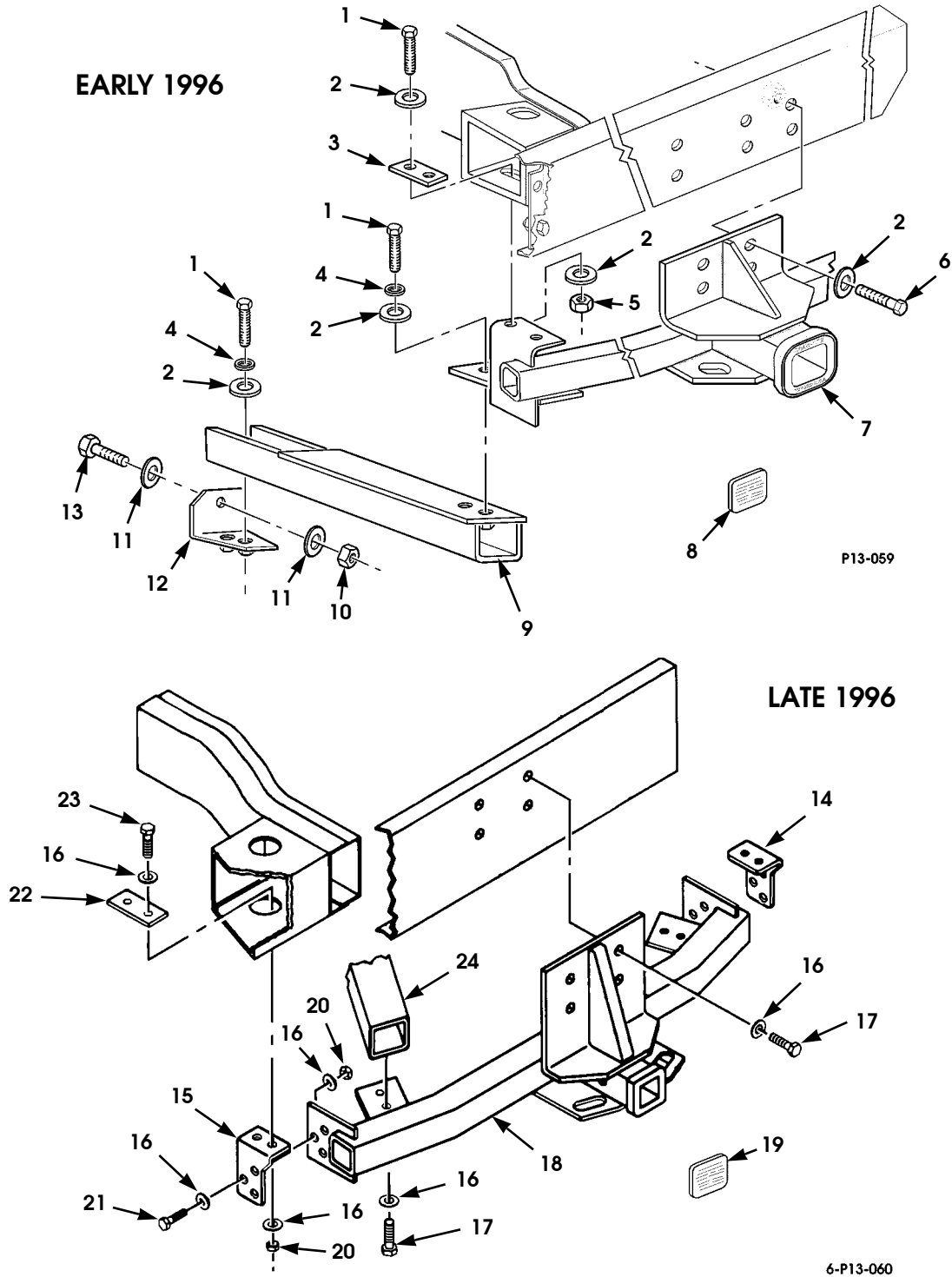


Figure 13-4. Trailer Towing Kit.

1996 HUMMER PARTS CATALOG

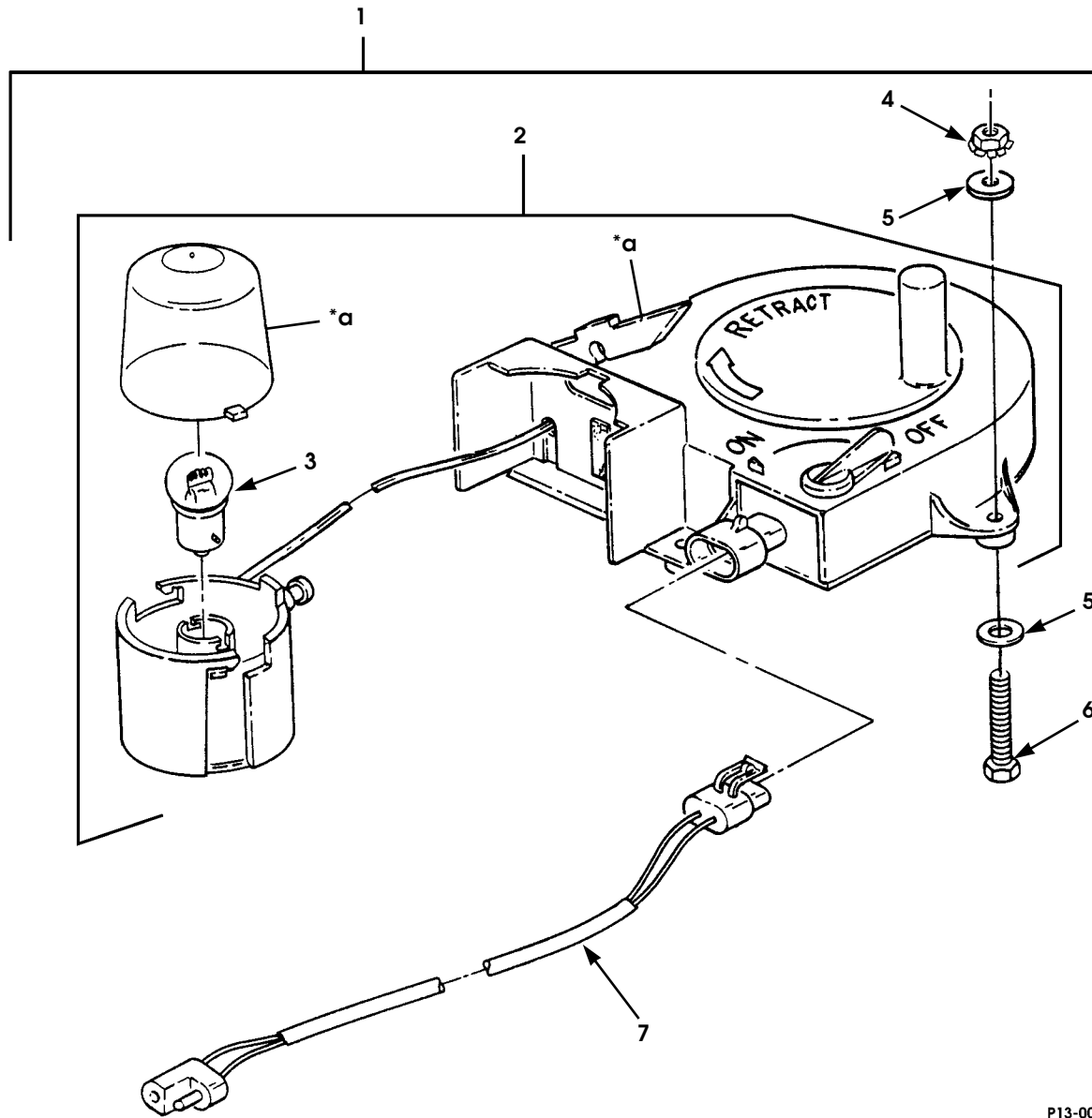
12-31-96

ACCESSORIES 13-9

ITEM	PART NUMBER	DESCRIPTION	QTY
		Figure 13-4 TRAILER TOWING KIT	
1	MS 00090728 113	BOLT, 1/2"-13 x 1.50", SEE NOTE 1	12
2	G 02436165	WASHER, flat, 1/2", SEE NOTE 1	20
3	06006928	BLOCK, receiver assembly mounting, SEE NOTE 1	2
4	G 00131101	WASHER, lock, 1/2", SEE NOTE 1	8
5	MS 00051943 39	NUT, 1/2"-13, SEE NOTE 1	4
6	MS 00090728 111	BOLT, .5-13 x 1.25", SEE NOTE 1	4
7	06006927	RECEIVER ASSEMBLY, trailer hitch, SEE NOTE 1	1
8	06007050	•LABEL, load rating, SEE NOTE 1	1
* 9	06007688 B2	BRACE, trailer hitch, L.H., SEE NOTE 1	1
* 9	06007689 B2	BRACE, trailer hitch, R.H., SEE NOTE 1	1
10	MS 00051943 45	NUT, 3/4"-10, SEE NOTE 1	2
11	G 02436168	WASHER, flat, 3/4", SEE NOTE 1	4
12	06007693	BRACKET, trailer hitch, L.H., SEE NOTE 1	1
12	06007694	BRACKET, trailer hitch, R.H., SEE NOTE 1	1
13	MS 00090728 199	BOLT, 3/4"-10 x 5", SEE NOTE 1	2
* 14	06007905 B2	BRACKET, trailer hitch, L.H., SEE NOTE 2	1
* 15	06007931 B2	BRACKET, trailer hitch, R.H., SEE NOTE 2	1
16	G 02436165	WASHER, flat, 1/2", SEE NOTE 2	28
17	MS 00090728 111	BOLT, .5-13 x 1.25", SEE NOTE 2	10
* 18	06008114 B2	RECEIVER ASSEMBLY, trailer hitch, SEE NOTE 2	1
19	06008116	•LABEL, load rating, SEE NOTE 2	1
20	MS 00051943 39	NUT, 1/2"-13, SEE NOTE 2	10
21	MS 00090728 113	BOLT, 1/2"-13 x 1.50", SEE NOTE 2	6
22	06006928	BLOCK, receiver assembly mounting, SEE NOTE 2	2
23	MS 00090728 114	BOLT, 1/2"-13 x 1.75", SEE NOTE 2	4
* 24	06007688 B2	BRACE, trailer hitch, L.H., SEE NOTE 2	1
* 24	06007689 B2	BRACE, trailer hitch, R.H., SEE NOTE 2	1
*		NOTE 1: EARLY 1996 TRAILER TOWING OPTION. PART OF TRAILER TOWING KIT P/N 05744646. TRAILER TOWING KIT INCLUDES TRAILER TOWING WIRING KIT P/N 05743007.	
*		NOTE 2: LATE 1996 TRAILER TOWING OPTION. PART OF TRAILER TOWING KIT P/N 05744629. TRAILER TOWING KIT INCLUDES TRAILER TOWING WIRING KIT P/N 05743007.	

1996 HUMMER PARTS CATALOG

13-10 ACCESSORIES



P13-004

* a PART OF ITEM 2

Figure 13-5. Reel Lamp Accessory Kit.

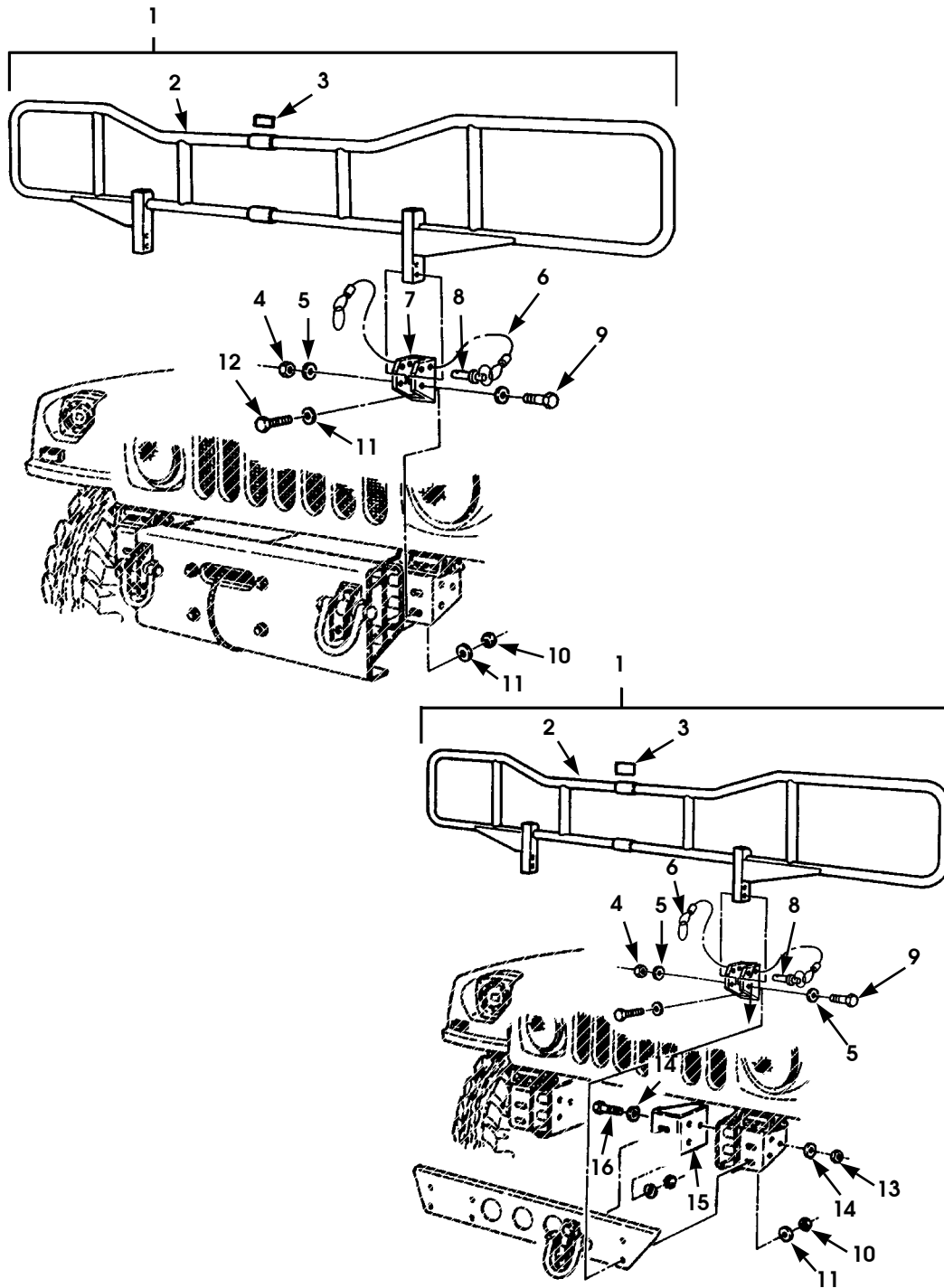
1996 HUMMER PARTS CATALOG

ACCESSORIES 13-11

ITEM	PART NUMBER	DESCRIPTION	QTY
		Figure 13-5 REEL LAMP ACCESSORY KIT	
1	05743071	KIT, reel lamp	1
2	05939056	• REEL LAMP ASSEMBLY	1
3	N/S	• BULB (trade #GE232)	1
4	G 00190254	• LOCKNUT, #10-24	3
5	MS 00027183 42	• WASHER, flat, #10	6
6	MS 00051849 78	• BOLT, #10-24 x 1.0"	3
7	06000320	• HARNESS ASSEMBLY, work light jumper	1

1996 HUMMER PARTS CATALOG

13-12 ACCESSORIES



P13-005.1

Figure 13-6. Brushguard Kit and Mounting Hardware.

1996 HUMMER PARTS CATALOG

4-1-96

ACCESSORIES 13-13

ITEM	PART NUMBER	DESCRIPTION	QTY
		Figure 13-6 BRUSHGUARD KIT AND MOUNTING HARDWARE	
1	06000999	KIT, brushguard, vehicle w/ winch.	1
1	06001000	KIT, brushguard, vehicle w/o winch.	1
2	06000862	•BRUSHGUARD ASSEMBLY	1
3	05939266	•DECAL, brushguard	1
4	MS 00051943 43P2	•LOCKNUT, bracket mounting, w/o winch (part of kit P/N 06001000), 5/8"-11	2
4	MS 00051943 43P2	•NUT, bracket mounting, w/ winch (part of kit P/N 06000999)	8
5	G 02436167 P2	•WASHER, flat, bracket mounting, 5/8"	16
* 6	05744416	•LANYARD, locking pin	2
7	06000864 B1	•BRACKET, brushguard support	2
8	06007230	•PIN, locking	2
9	MS 90728-17 1P2	•SCREW, bracket mounting, 5/8"-11 x 3.75"	2
10	MS 00051943 39	•NUT, bracket mounting, 1/2"-13.	4
11	G 02436165 P2	•WASHER, bracket mounting, hardened, 1/2"	8
12	MS 00090728 114	•BOLT, bracket mounting, 1/2"-13 x 1.75"	4
13	MS 00051943 43	•LOCKNUT, w/o winch, 5/8"-11 (part of kit P/N 06001000)	8
14	G 02436167 P2	•WASHER, flat, bracket mounting, w/o winch, 5/8"	16
15	06001552	•BRACKET, tow hook support, L.H., w/o winch (part of kit P/N 06001000)	1
15	06001553	•BRACKET, tow hook support, R.H., w/o winch (part of kit P/N 06001000)	1
16	MS 00090728 171	•SCREW, bracket mounting, w/o winch (part of kit P/N 06001000), 5/8"-11 x 3.75"	8

1996 HUMMER PARTS CATALOG

13-14 ACCESSORIES

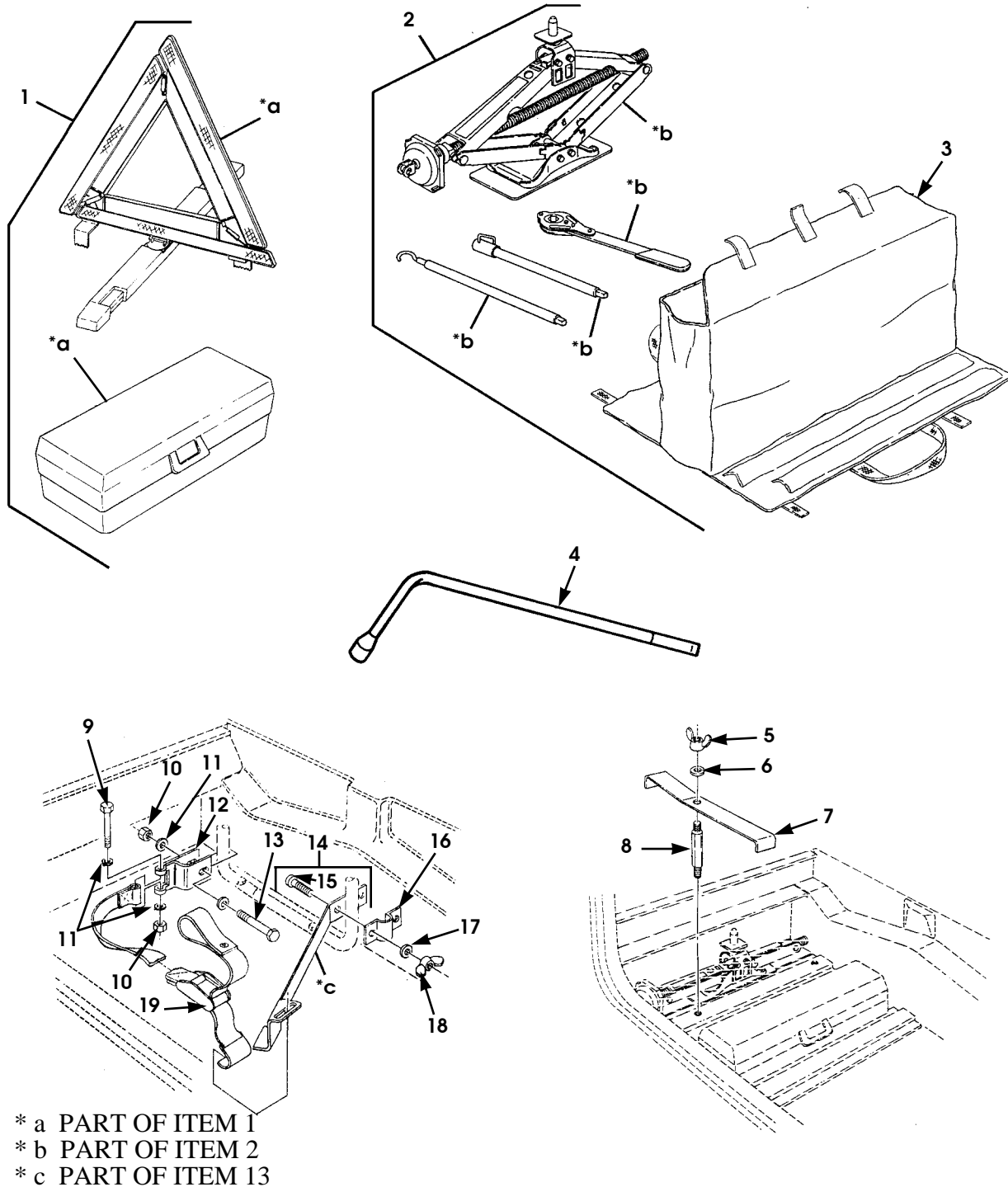


Figure 13-7. Reflective Triangle Warning Device, Jack Assembly, and Mounting Hardware.

1996 HUMMER PARTS CATALOG


12-31-96

ACCESSORIES 13-15

ITEM	PART NUMBER	DESCRIPTION	QTY
		Figure 13-7 REFLECTIVE TRIANGLE WARNING DEVICE, JACK ASSEMBLY, AND MOUNTING HARDWARE	
★ 1	11669000	KIT, Folding Reflective Triangle Warning Device	1
2	05939822	JACK ASSEMBLY, scissor	1
3	06002031	•BAG, jack/tool	1
4	14009303	WRENCH, wheel lug	1
5	06000162 P2	WING NUT, 5/16"-18.	2
		82	
6	G 09418924	WASHER, flat, 5/16"	2
		82	
★ 7	06009332 B2	BRACKET, jack hold-down	2
		82	
8	06000161	STUD, jack hold-down	2
		82	
9	MS 00090725 14	BOLT, 1/4"-20 x 2.0"	1
		83, 84, VLCO	
10	G 00134551	NUT, 1/4"-20	2
		83, 84, VLCO	
11	G 02436161 P2	WASHER, flat, 1/4"	4
		83, 84, VLCO	
12	06000268 B2	BRACKET ASSEMBLY, strap	1
		83, 84, VLCO	
13	MS 00090725 12P2	BOLT, 1/4"-20 x 1.5"	1
		83, 84, VLCO	
14	06000265 B2	BRACKET, jack hold-down	1
		83, 84, VLCO	
15	12339734 4	•STUD, jack hold-down bracket	2
16	06000270 B2	BRACKET, clamping.	1
		83, 84, VLCO	
17	G 09416128	WASHER	2
		83, 84, VLCO	
18	06000271 P2	WINGNUT, #10-24.	2
		83, 84, VLCO	
19	06000273	STRAP ASSEMBLY	1
		83, 84, VLCO	

1996 HUMMER PARTS CATALOG

13-16 ACCESSORIES



P13-038

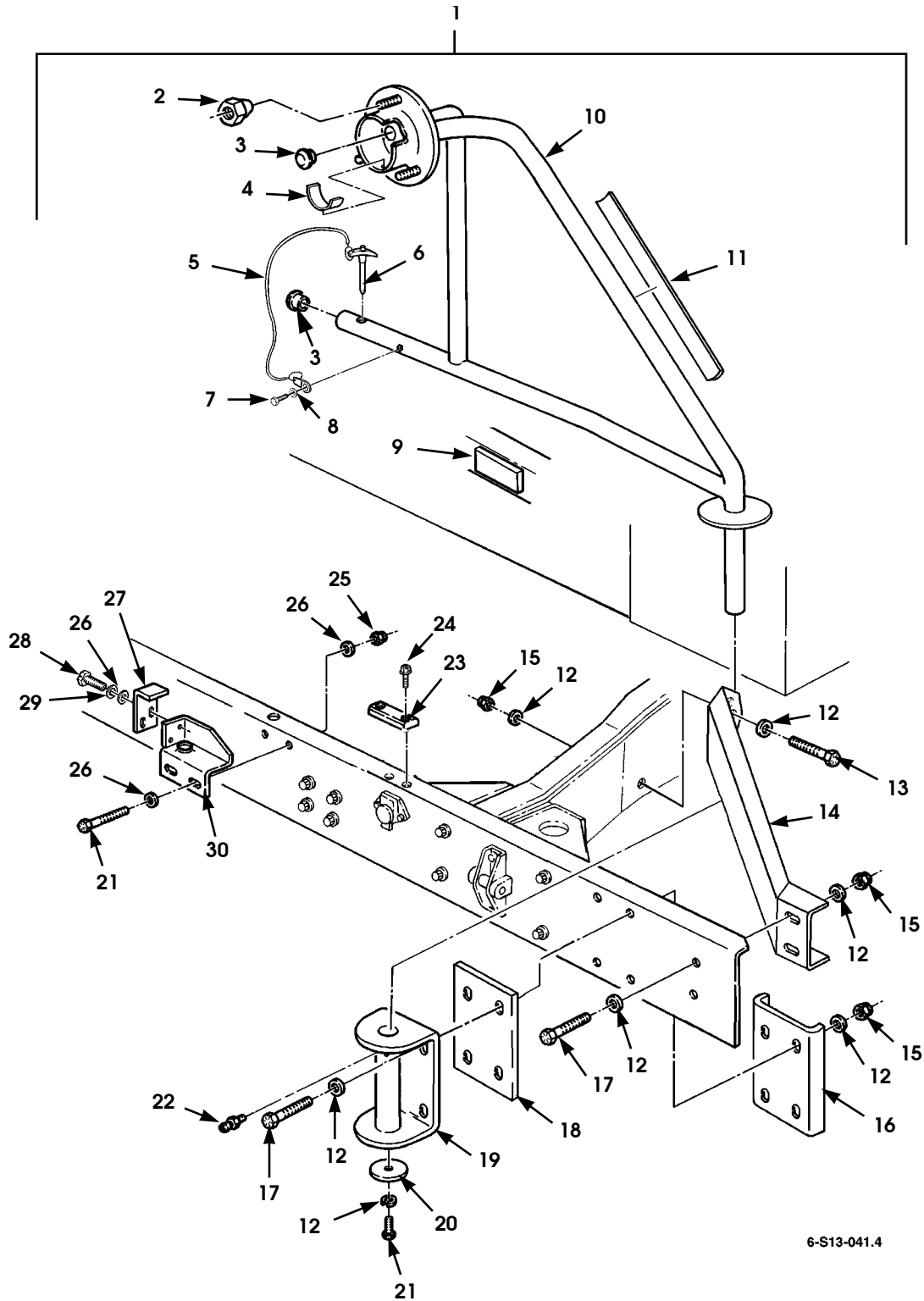
Figure 13-8. Pioneer Tool Kit.

1996 HUMMER PARTS CATALOG

ACCESSORIES 13-17

ITEM	PART NUMBER	DESCRIPTION	QTY
1	06004898	Figure 13-8 PIONEER TOOL KIT KIT, pioneer tool.	1

13-18 ACCESSORIES



6-S13-041.4

Figure 13-9. Swing-Away Spare Tire Carrier.

1996 HUMMER PARTS CATALOG

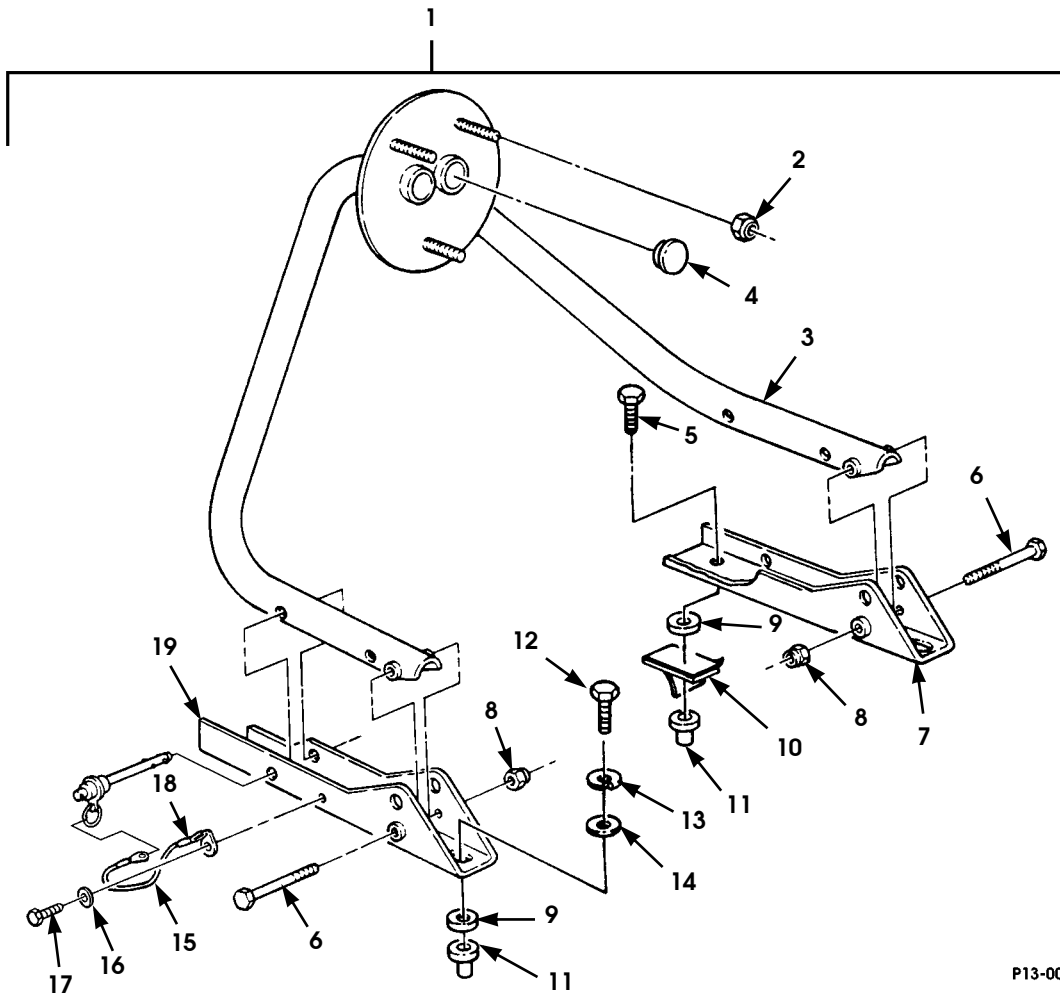
12-31-96

ACCESSORIES 13-19

ITEM	PART NUMBER	DESCRIPTION	QTY
		Figure 13-9 SWING-AWAY SPARE TIRE CARRIER	
* 1	05744551	KIT, swing-away spare tire mount, one piece wheel . . .	1
2	06007340	• LUGNUT, flanged, 9/16"	3
3	05935349	• PLUG, hole	3
4	06004008	• DECAL, spare tire warning	1
5	05935839	• LANYARD.	1
6	06007230	• PIN, spare tire carrier	1
7	G 09420352	• SCREW, self-tapping, 1/4"-14 x 5/8".	1
8	G 02436161 P2	• WASHER, 1/4"	1
9	05936286	• PAD	1
10	06007764 B2	• FRAME, swing away spare tire	1
11	05744553	• SWING-AWAY CUSHION, 40"	1
12	G 02436165 P2	• WASHER, 1/2"	14
13	MS 00090728 122	• BOLT, 1/2"-13 x 3.75"	1
14	06003651 B2	• BRACE, bumper, R.H.	1
15	MS 00051943 39P2	• NUT, 1/2"-13.	7
16	06003653 B2	• BRACKET, reinforcement, spare tire	1
17	G 00427566	• BOLT 1/2"-13 x 1.50"	6
18	06002620	• SPACER	1
19	05935296 B2	• BRACKET, spare tire mounting	1
20	05935291	• PLATE, tube retainer.	1
21	MS 00090725 34	• BOLT, 5/16"-18 x 1.00"	3
22	05935290	• FITTING, lubrication	1
23	05935281	• BLOCK, guide	1
24	G 09425183	• SCREW, 1/4"-20 x 7/8"	2
25	MS 00051943 33	• LOCKNUT, 5/16"-18	2
26	G 02436162 P2	• WASHER, flat, 5/16"	6
27	06008056 B2	• BRACKET, carrier, hold down	1
28	G 00454869	• BOLT, 5/16"-18 x .75"	2
29	MS 00035338 45	• LOCKWASHER, 5/16"	3
30	06008049 B2	• BRACKET, tire carrier stop	1

1996 HUMMER PARTS CATALOG

13-20 ACCESSORIES



P13-009

Figure 13-10. Bed-Mounted Spare Tire Carrier.

1996 HUMMER PARTS CATALOG

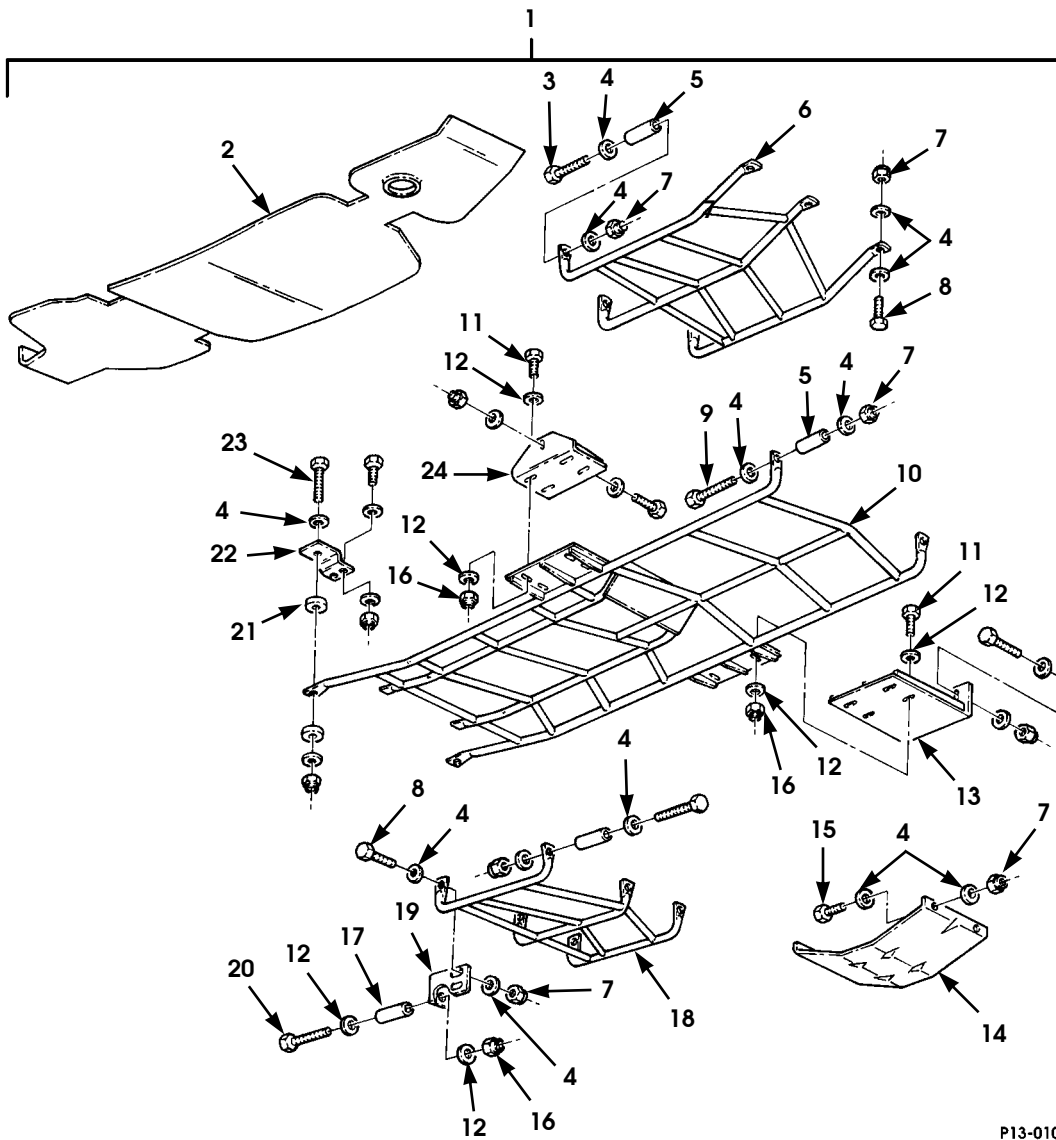
4-1-96

ACCESSORIES 13-21

ITEM	PART NUMBER	DESCRIPTION	QTY
		Figure 13-10 BED-MOUNTED SPARE TIRE CARRIER	
1	05742944	KIT, bed-mounted spare tire carrier	1
		82, 83, 89	
2	06007340	•NUT, 9/16"-18	3
3	06008230 B3	•SPARE TIRE FRAME ASSEMBLY	1
4	05935349	••PLUG, 1/4"-20 x 0.88"	2
* 5	MS 00024667 54 P2	•SCREW, countersunk, 3/8"-16 x 1.75	4
6	G 00122501	•BOLT, 1/2"-13 x 3.5"	2
7	06000931 B3	•MOUNTING BRACKET, R.H.	1
8	G 09422301	•NUT, 1/2"-13	2
9	06000942 B2	•SPACER	6
10	12339376 1	•ADHESIVE-BACKED TAPE	2
11	05935428	•RIVNUT, 3/8"-16	5
12	MS 00090728 65	•SCREW, 3/8"-16 x 1.75	2
13	G 09419871	•LOCKWASHER, 3/8"	2
14	G 02436163	•WASHER	2
15	05935839	•LANYARD	2
16	G 02436161	•WASHER, flat, 1/4"	2
17	G 09426781	•SCREW, 1/4"-14 x 1/2"	2
* 18	MS 00017790 830	•LOCKPIN	2
18	06007230	•LOCKPIN (optional)	2
19	06000930 B3	•MOUNTING BRACKET, L.H.	1

1996 HUMMER PARTS CATALOG

13-22 ACCESSORIES



P13-010

Figure 13-11. Underbody Protection and Mounting Hardware.

1996 HUMMER PARTS CATALOG

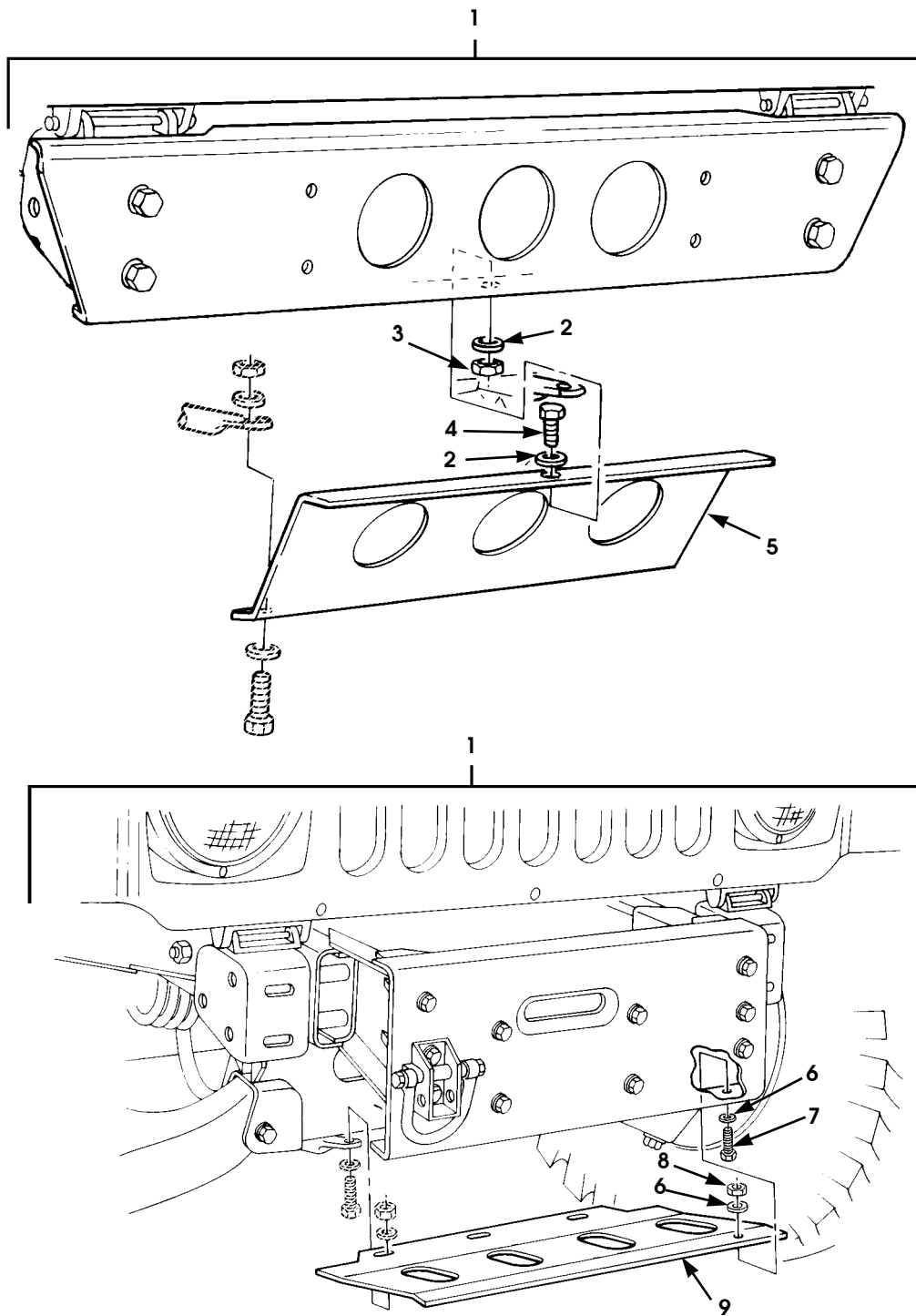
12-31-96

ACCESSORIES 13-23

ITEM	PART NUMBER	DESCRIPTION	QTY
		Figure 13-11 UNDERBODY PROTECTION AND MOUNTING HARDWARE (THE FRONT END SKID PLATES FOR THESE KITS ARE ON FIGURE 13-12)	
1	05744299	KIT, underbody protection, vehicle w/o winch	1
1	05744281	KIT, underbody protection, vehicle w/ winch	1
2	06006150 B2	•SHIELD, fuel tank	1
3	G 09428795	•BOLT, 3/8"-16 x 3.25"	5
4	G 02436163 P2	•WASHER (use w/ kit P/N 05744299), flat 3/8"	40
4	G 02436163 P2	•WASHER (use w/ kit P/N 05744281)	30
5	05594341	•SPACER, front	3
6	05593490	•FRONT SHIELD ASSEMBLY	1
★ 6	06009094 B2	FRONT SHIELD ASSEMBLY (12,100 GVW)	1
7	MS 00051943 35	•LOCKNUT (use w/ kit P/N 05744299), 3/8"-16	20
7	MS 00051943 35	•LOCKNUT (use w/ kit P/N 05744281)	14
8	MS 00090728 61	•SCREW, 3/8"-16 x 1.12"	7
9	G 09430724	•BOLT, 3/8"-16 x 3.75"	1
10	05593491	•INTERMEDIATE SHIELD ASSEMBLY	1
11	G 09430677	•BOLT, 5/16"-18 x 1.0"	8
12	G 02436162 P2	•WASHER, flat, 5/16"	28
13	05593494	•BRACKET ASSEMBLY, shield mounting, L.H.	1
14	05593499	•SHIELD, transfer case.	1
15	MS 00090728 60	•BOLT, 3/8"-16 x 1.0"	2
16	MS 00051943 33	•LOCKNUT, 5/16"-18	14
17	05594342	•SPACER, rear	9
18	05593492	•REAR SHIELD ASSEMBLY.	1
★ 18	06009095 B2	•REAR SHIELD ASSEMBLY (12,100 GVW)	1
19	05593493	•BRACKET, tube rear mounting	3
★ 19	06009084 B2	•BRACKET, tube rear mounting (12,100 GVW)	3
20	G 00453039	•BOLT, 5/16-18 x 2.75"	6
21	05593497	•WASHER	4
22	05593496	•BRACKET, tube support transmission	2
23	MS 00090728 64	•BOLT, 3/8"-16 x 1.5"	2
24	05593495	•BRACKET ASSEMBLY, shield mounting, R.H.	1

1996 HUMMER PARTS CATALOG

13-24 ACCESSORIES



P13-011

Figure 13-12. Underbody Protection Skid Plates.

1996 HUMMER PARTS CATALOG

ACCESSORIES 13-25

ITEM	PART NUMBER	DESCRIPTION	QTY
		Figure 13-12 UNDERBODY PROTECTION SKID PLATES (THE UNDERBODY PROTECTION PARTS FOR THESE KITS ARE ON FIGURE 13-11)	
1	05744299	KIT, underbody protection, vehicle w/o winch	1
1	05744281	KIT, underbody protection, vehicle w/winch	1
2	G 02436162	•WASHER, flat, 5/16" w/o winch.	8
3	MS 00051943 33	•LOCKNUT, 5/16"-18 w/o winch	4
4	G 09430677	•BOLT, 5/16"-18 x 1.0" w/o winch	4
5	05935943	•SKID PLATE w/o winch	1
6	G 02436163	•WASHER, flat, 3/8" w/winch	6
7	MS 00090728 60	•BOLT, 3/8"-16 x 1.0" w/winch	3
8	MS 00051943 35	•LOCKNUT, 3/8"-16 w/winch	3
9	05935669	•SKID PLATE w/winch	1

1996 HUMMER PARTS CATALOG

13-26 ACCESSORIES

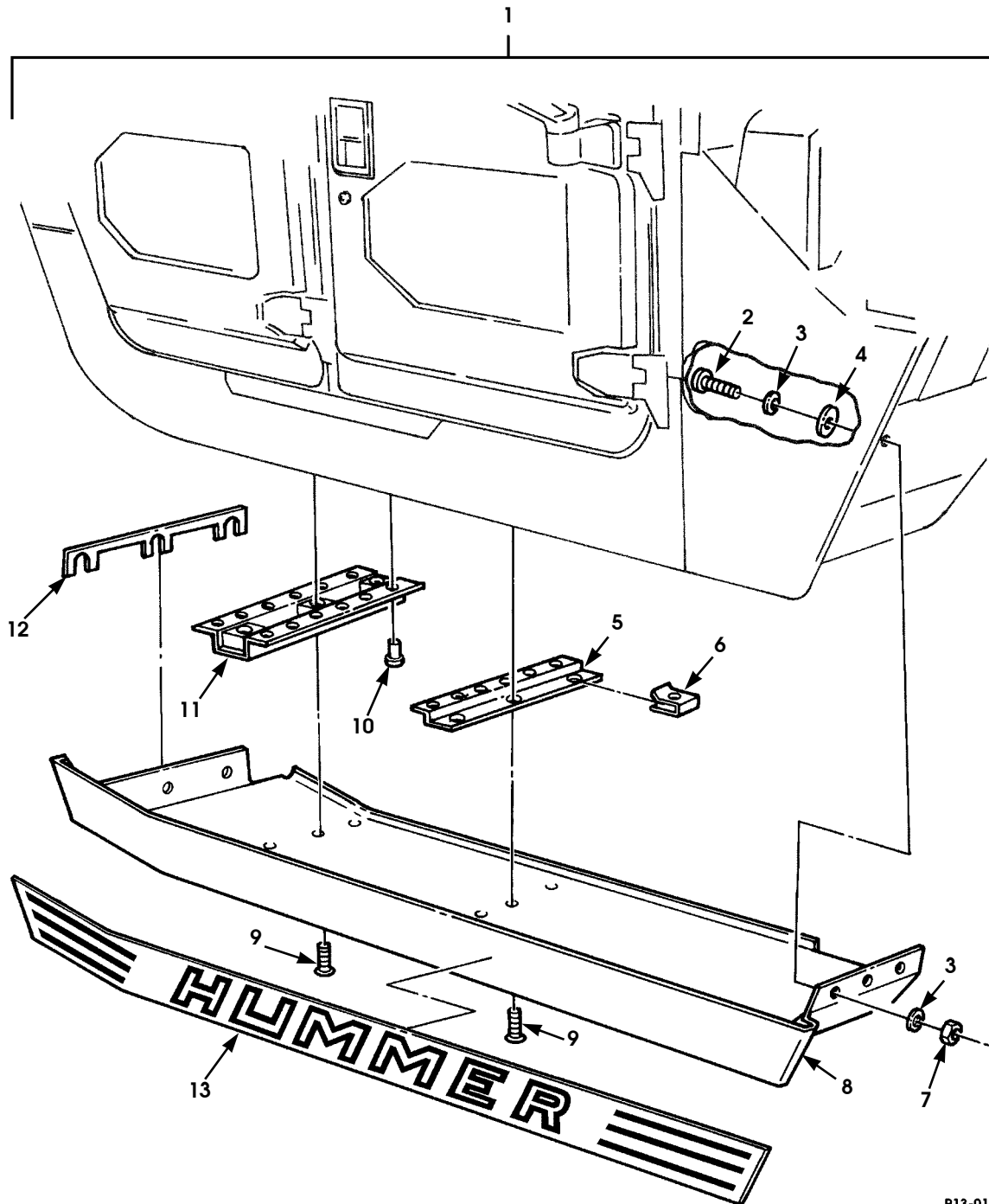


Figure 13-13. Rocker Panel Guard Accessory Kit.

1996 HUMMER PARTS CATALOG

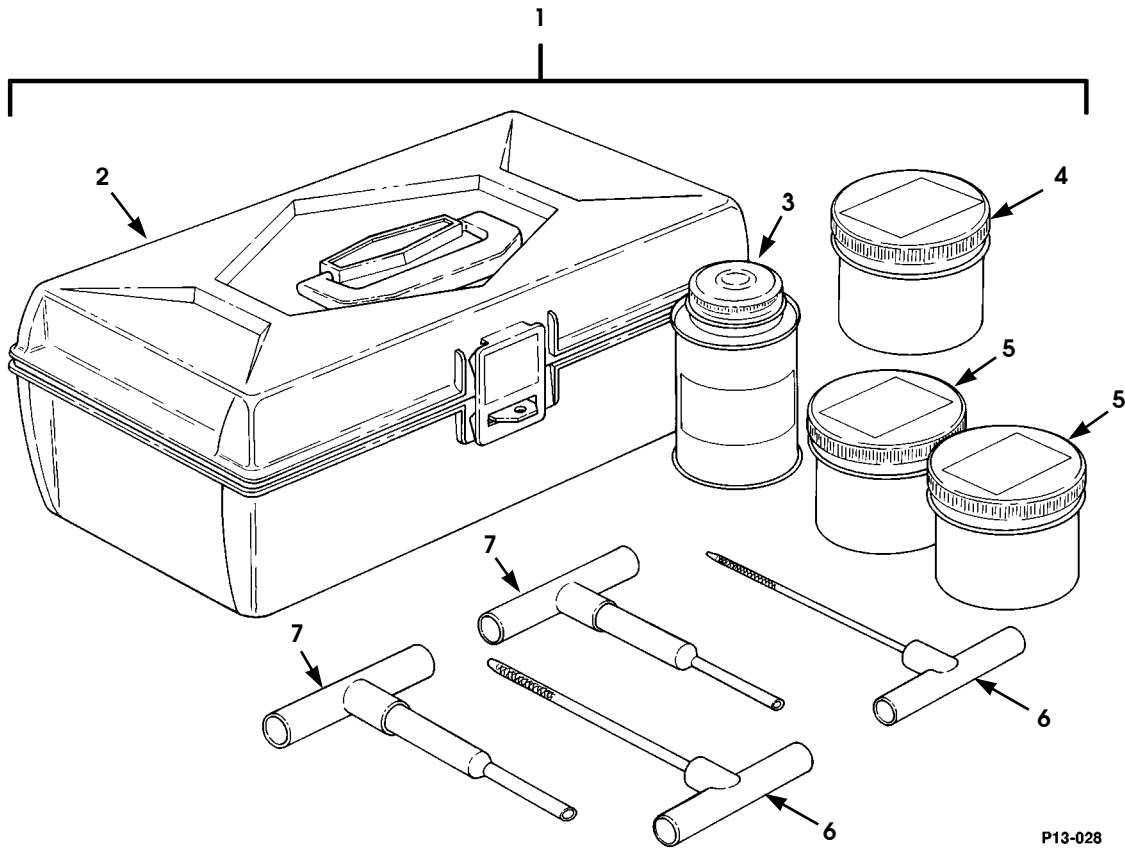
12-31-96

ACCESSORIES 13-27

ITEM	PART NUMBER	DESCRIPTION	QTY
		Figure 13-13 ROCKER PANEL GUARD ACCESSORY KIT	
1	05743772	KIT, rocker panel guard (aluminum)	1
1	05742908	KIT, rocker panel guard (steel)	1
2	12342675	•CAPSCREW, 3/8"-16 x 1.25"	12
3	MS 00027183 13	•WASHER, flat, 11/32"	24
4	06001595	•GASKET, foam washer.	12
5	06001241	•BRACKET, mounting.	2
6	06001283	•NUT, U-type	9
7	MS 00051943 35	•LOCKNUT, 3/8"-16	12
8	06003614 P	•PANEL, underbody skid, L.H., SEE NOTE 1 (steel).	1
8	06003615 P	•PANEL, underbody skid, R.H., SEE NOTE 1 (steel)	1
8	06005165 P	•PANEL, underbody skid, L.H., SEE NOTE 2 (aluminum)	1
8	06005166 P	•PANEL, underbody skid, R.H., SEE NOTE 2 (aluminum)	1
9	06002805	•SCREW, socket, 3/8"	18
10	12339355 1	•RIVET, 3/16 Dia., blind	48
11	06001275	•BRACKET, skid plate mounting.	3
12	06001278	•SHIM, skid plate	6
13	06004294	DECAL, "HUMMER", white, SEE NOTE 3	1
13	06004295	DECAL, "HUMMER", silver, SEE NOTE 3	1
13	06004296	DECAL, "HUMMER", gold, SEE NOTE 3	1
★ 13	05744675	DECAL, "HUMMER", black, SEE NOTE 3	1
		NOTE 1: PART OF KIT P/N 05742908	
		NOTE 2: PART OF KIT P/N 05743772	
		NOTE 3: NOT INCLUDED IN KIT - ORDER SEPARATELY (SHIPPED IN PAIRS ONLY)	

1996 HUMMER PARTS CATALOG

13-28 ACCESSORIES



P13-028

Figure 13-14. External Tubeless Tire Repair Kit.

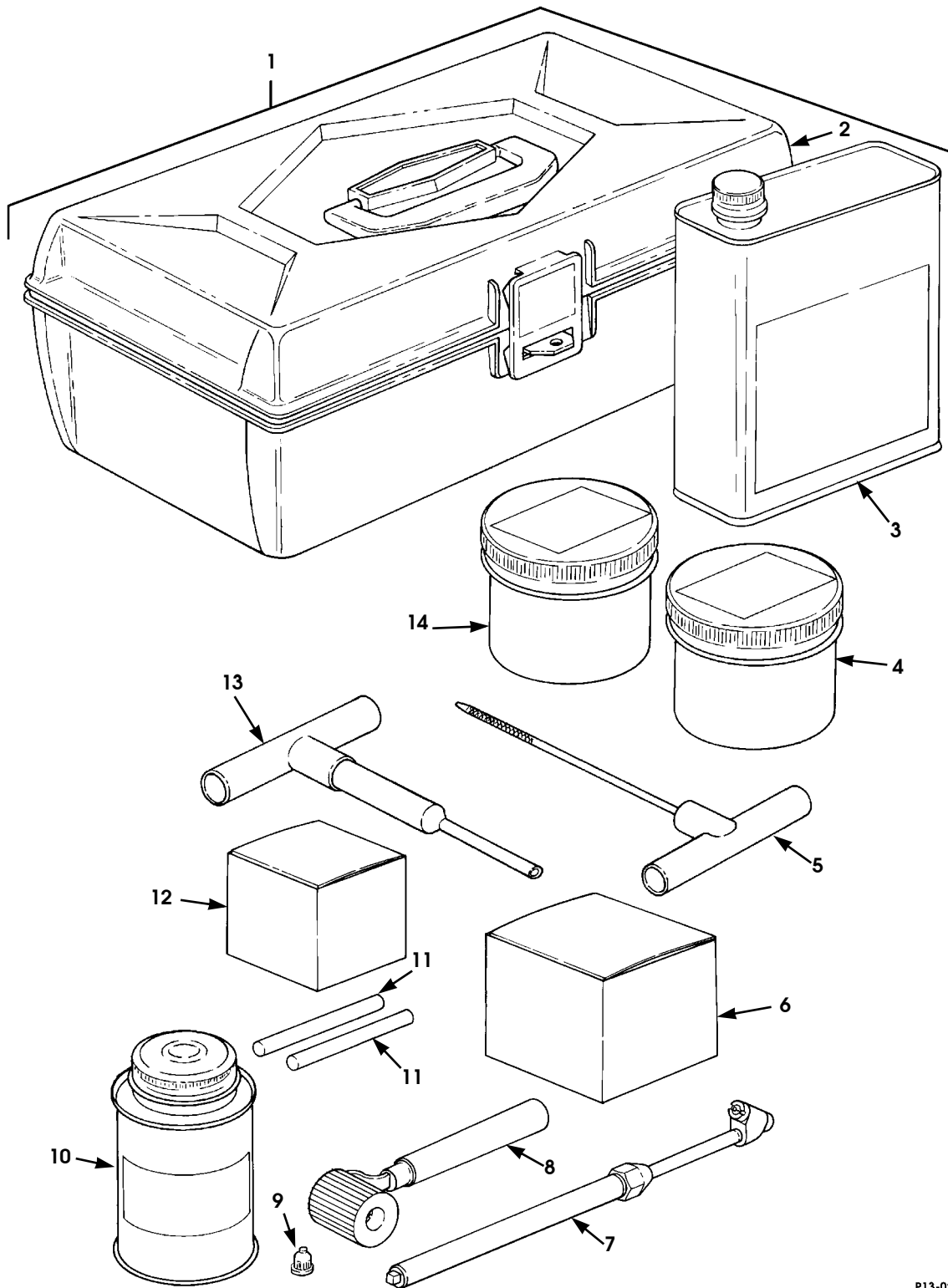
1996 HUMMER PARTS CATALOG

ACCESSORIES 13-29

ITEM	PART NUMBER	DESCRIPTION	QTY
		Figure 13-14 EXTERNAL TUBELESS TIRE REPAIR KIT	
1	05710215	KIT, external tubeless tire repair	1
2	05742542	•TOOLBOX,	1
3	05742537	•FLUID, chemical vulcanizing (1/2 pint)	1
4	05742538	•PLUG, large tire	15
5	05742539	•PLUG, small tire	30
6	05742540	•RASP	2
7	05742541	•TOOL, plug insert	2

1996 HUMMER PARTS CATALOG

13-30 ACCESSORIES



P13-029

Figure 13-15. Internal Tubeless Tire Repair Kit.

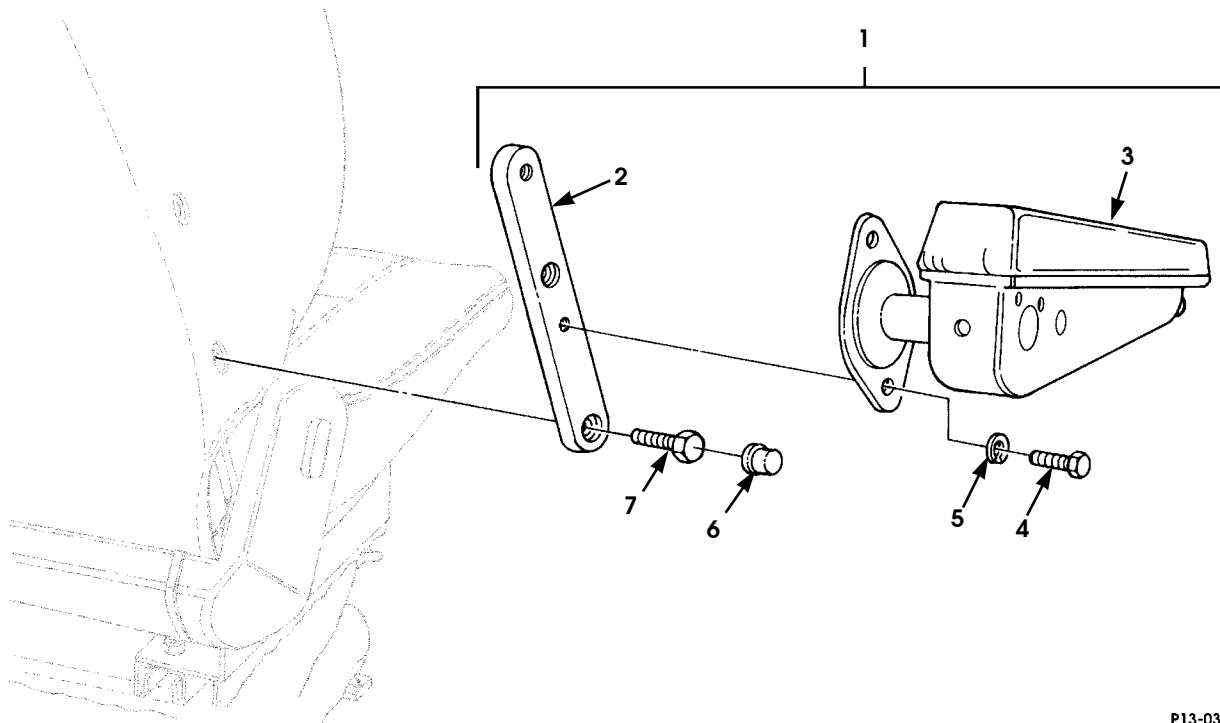
1996 HUMMER PARTS CATALOG

ACCESSORIES 13-31

ITEM	PART NUMBER	DESCRIPTION	QTY
		Figure 13-15 INTERNAL TUBELESS TIRE REPAIR KIT	
1	05710216	KIT, internal tubeless tire repair.	1
2	05713347	•TOOLBOX	1
3	05713351	•CLEANER (32 ounce)	1
4	05742539	•PLUG, small	15
5	05742540	•RASP	1
6	05713341	•PATCH (R-20)	20
7	05714148	•GAUGE, tire pressure	1
8	05713340	•STITCHER, patch roll.	1
9	05714149	•CAP, valve stem	20
10	05713343	•CEMENT (8 ounce)	2
11	05714147	•PENCIL, yellow chalk.	2
12	05713339	•PATCH (R-12)	20
13	05712541	•TOOL, plug insert	1
14	05742538	•PLUG, large	15
	05713342	•SCRAPER (not illustrated)	1

1996 HUMMER PARTS CATALOG

13-32 ACCESSORIES



P13-031

Figure 13-16. Driver's Seat Armrest Kit.

1996 HUMMER PARTS CATALOG

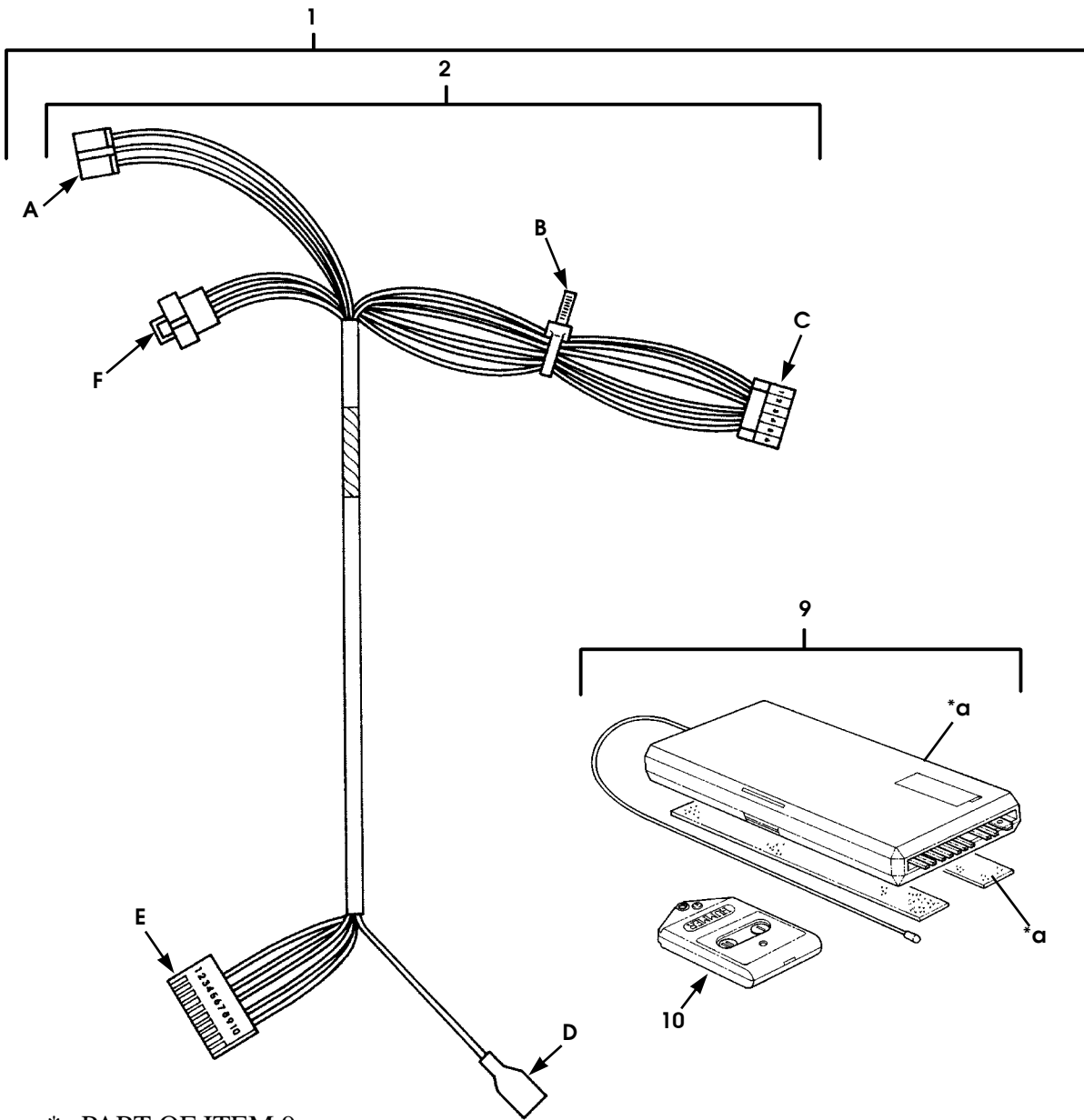
8-15-96

ACCESSORIES 13-33

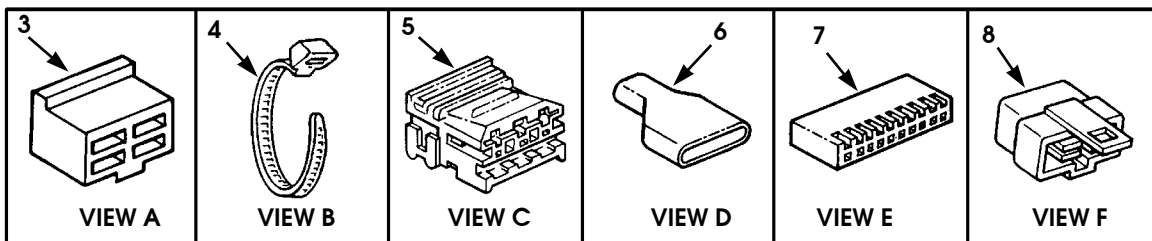
ITEM	PART NUMBER	DESCRIPTION	QTY
		Figure 13-16 DRIVER'S SEAT ARMREST KIT	
★ 1	05744332	KIT, driver's seat armrest, cojac grey	1
★ 1	05744333	KIT, driver's seat armrest, cojac tan.	1
★ 1	05744334	KIT, driver's seat armrest, black vinyl	1
★ 1	05744335	KIT, passenger's seat armrest, cojac grey	1
★ 1	05744336	KIT, passenger's seat armrest, cojac tan	1
★ 1	05744337	KIT, passenger' seat armrest, black vinyl	1
★ 1	05743080	KIT, driver's seat armrest	1
★ 1	05743827	KIT, driver's seat armrest, brown.	1
★ 1	05744042	KIT, driver's seat armrest, gray	1
★ 1	05744033	KIT, driver's seat armrest, black vinyl	1
2	06002694	•BRACKET, adapter, arm	1
3	06002693	•ARMREST short, R.H.,	1
3	05743826	•ARMREST long R.H., brown	1
3	05744041	•ARMREST, long R.H., gray	1
3	06004969	•ARMREST, long R.H., black vinyl	1
4	06002696	•BOLT, m8-1.25" -16 x 8.8"	2
5	06002697	•LOCKWASHER, m8.	2
6	06002698	•CAP, black plastic	3
7	06002695	•BOLT, m8-1.25"-25, 8.8"	2

1996 HUMMER PARTS CATALOG

13-34 ACCESSORIES



*a PART OF ITEM 9



P13-033

Figure 13-17. Remote Entry Kit.

1996 HUMMER PARTS CATALOG

8-15-96

ACCESSORIES 13-35

ITEM	PART NUMBER	DESCRIPTION	QTY
		Figure 13-17 REMOTE ENTRY KIT	
★ 1	06008077	KIT, remote entry	1
★ 2	06008076	• HARNESS ASSEMBLY, remote entry	1
3	05962769	•• CONNECTOR, remote entry	1
4	MS 00003367 1	•• TIEDOWN STRAP	3
5	06002597	•• CONNECTOR, timer	1
6	06002773	•• TERMINAL	1
7	06002774	•• CONNECTOR	1
8	05903246	•• CONNECTOR	1
9	06005115	• RECEIVER	1
10	05744201	•• REMOTE/TRANSMITTER	2

1996 HUMMER PARTS CATALOG

13-36 ACCESSORIES

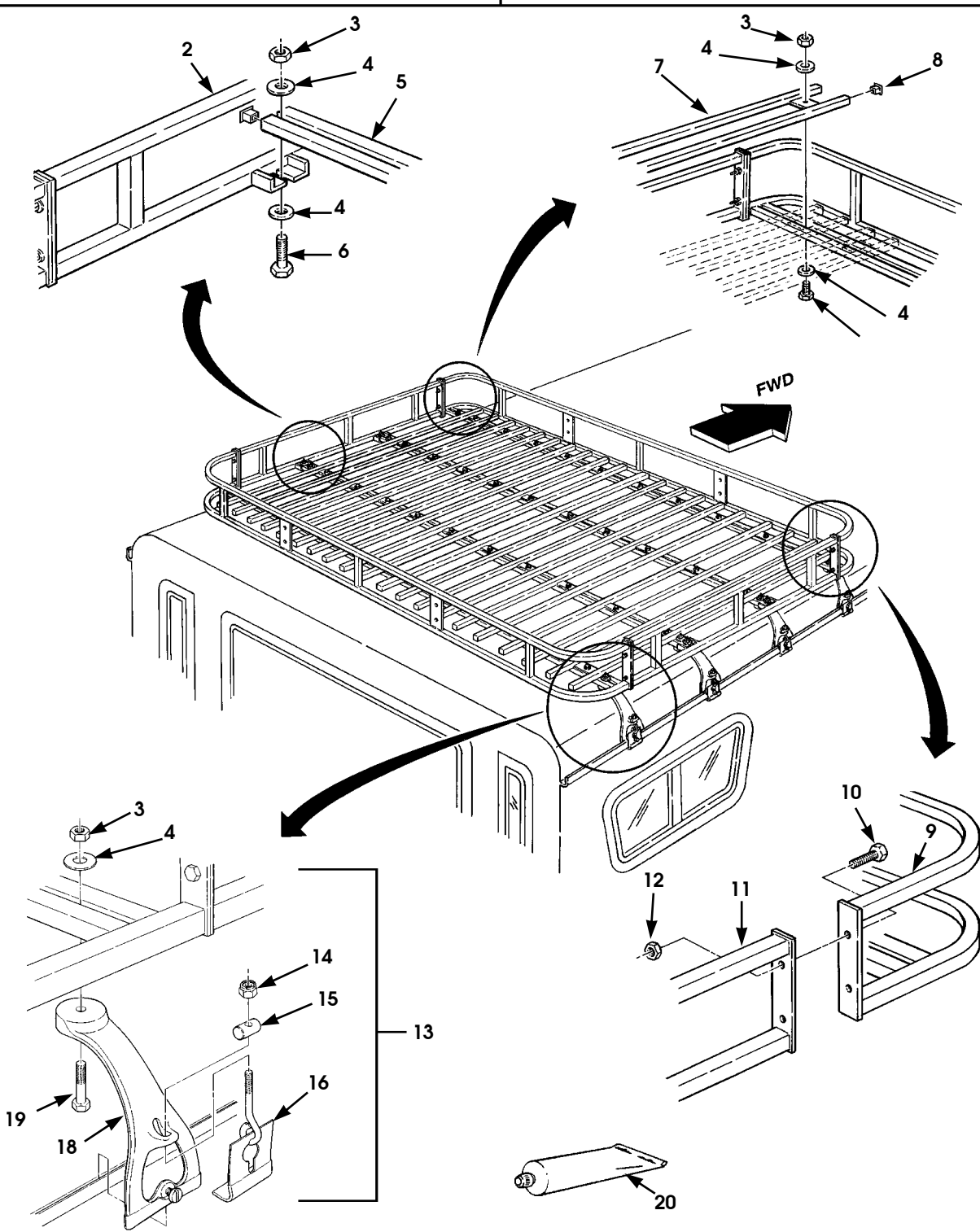


Figure 13-18. Roof Rack Kit.

P13-036

1996 HUMMER PARTS CATALOG

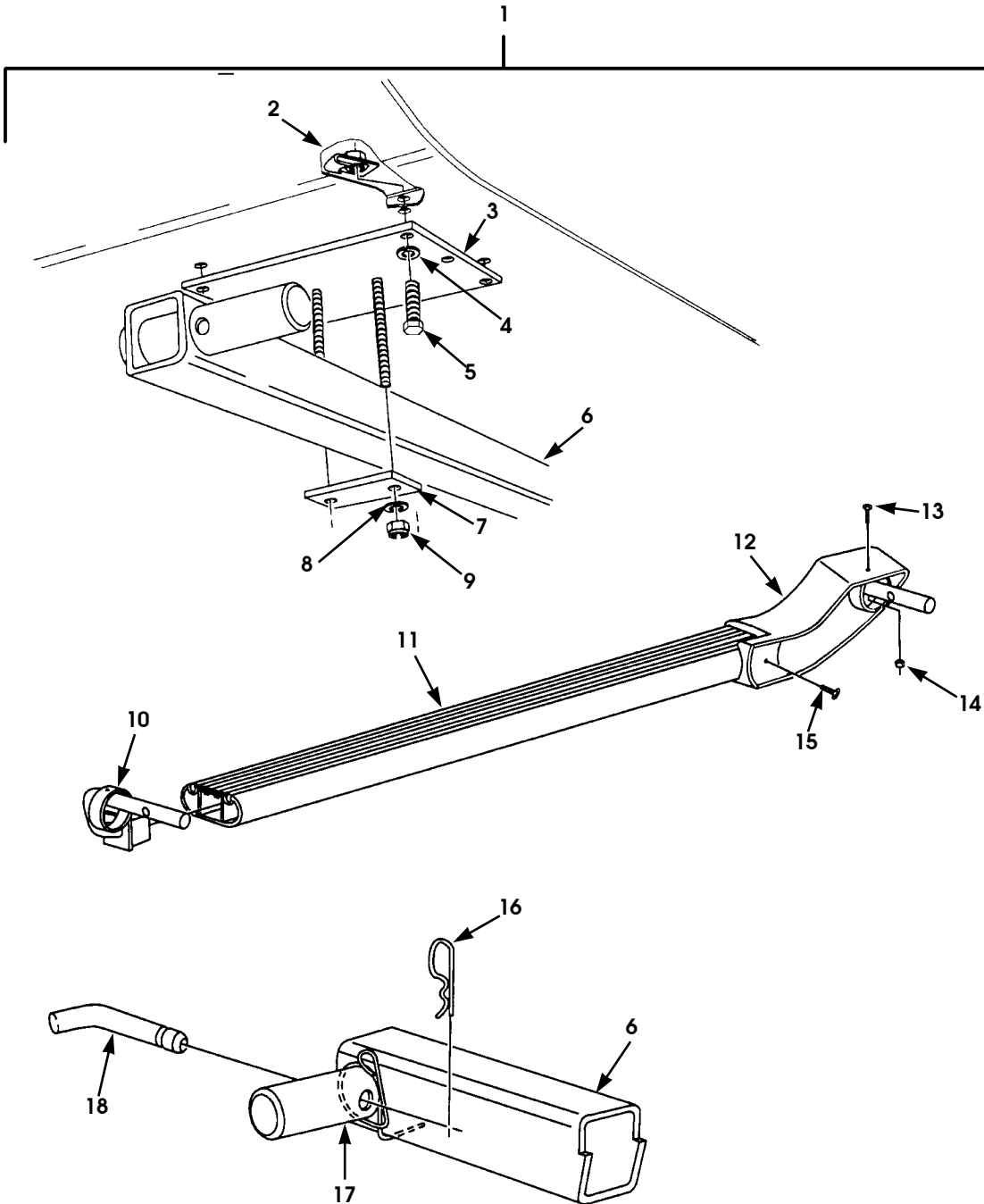
4-1-96

ACCESSORIES 13-37

ITEM	PART NUMBER	DESCRIPTION	3'	6'	9'
		Figure 13-18 ROOF RACK KIT			
1	05743354	KIT, three foot roof rack, 89, 83, 84, 82	1		
1	05743213	KIT, six foot roof rack 83, 84		1	
1	05743214	KIT, nine foot roof rack 84			1
2	05743261	•END CAP, crossbar.	8	16	20
3	05743271	•LOCKNUT, nylon.	24	52	66
4	05743270	•WASHER, flat.	44	96	122
5	05743258	•CROSSBAR.	2	4	5
6	05743268	•BOLT, roof rack.	20	44	56
7	05743262	•FLOOR SECTION, three foot rack.	10		
7	05743263	•FLOOR SECTION, six foot rack		10	
★ 7	05743264	•FLOOR SECTION, nine foot rack.			10
8	05743265	•FLOOR SECTION, end cap	40	40	40
9	05743256	•RACK END ASSEMBLY	2	2	2
10	05743266	•BOLT	8	8	8
11	05743260	•SIDE, three foot rack	2		
11	05743259	•SIDE, six foot rack.		2	
11	05743257	•SIDE, nine foot rack.			2
12	05743267	•LOCKNUT, nylon.	8	8	8
13	05743250	•CLAMP ASSEMBLY.	4	8	10
14	05743255	•LOCKNUT, nylon.	1	1	1
15	05743254	••SPACER, round, clamp	1	1	1
16	05743253	••CLIP, clamp	1	1	1
17	05743252	••BOOT, rubber, clamp	1	1	1
18	05743251	••YOKE, clamp	1	1	1
19	05743269	•BOLT	4	8	10
20	05743308	•GLUE, end cap	1	1	1
NOTE: 6-FOOT ROOF RACK SHOWN.					

1996 HUMMER PARTS CATALOG

13-38 ACCESSORIES



P13-037

Figure 13-19. Running Board Kit.

1996 HUMMER PARTS CATALOG

4-1-96

ACCESSORIES 13-39

ITEM	PART NUMBER	DESCRIPTION	QTY
		Figure 13-19 RUNNING BOARD KIT	
1	05743446	KIT, running board	1
2	06001283	•J-NUT, "U" type, 3/8"-16.	8
3	05743437	•MOUNTING bracket	4
4	G 09419871	•LOCKWASHER	12
5	MS 00090725 62P2	•BOLT, 3/8"-16 x 1.25"	12
6	05743441	•RECEIVER	2
7	05743438	•PLATE, clamp	6
8	G 02436163 P2	•WASHER, flat, 3/8"	8
9	G 00456004	•NUT, hex	8
10	05743443	•END CAP, left	2
10	05743444	•END CAP, right	2
11	05743442	•RUNNING BOARD	2
12	05743439	•CURVED TUBE, left	2
12	05743440	•CURVED TUBE, right	2
13	05743431	•SCREW, truss head, #10.	8
14	05743432	•NUT, nylon, #10.	8
15	05743433	•SCREW, self tapping, 1/4".	4
16	05743436	•CLIP, running board receiver	4
17	05743434	•CLIP, spring	4
18	05743435	•PIN	4

1996 HUMMER PARTS CATALOG

13-40 ACCESSORIES

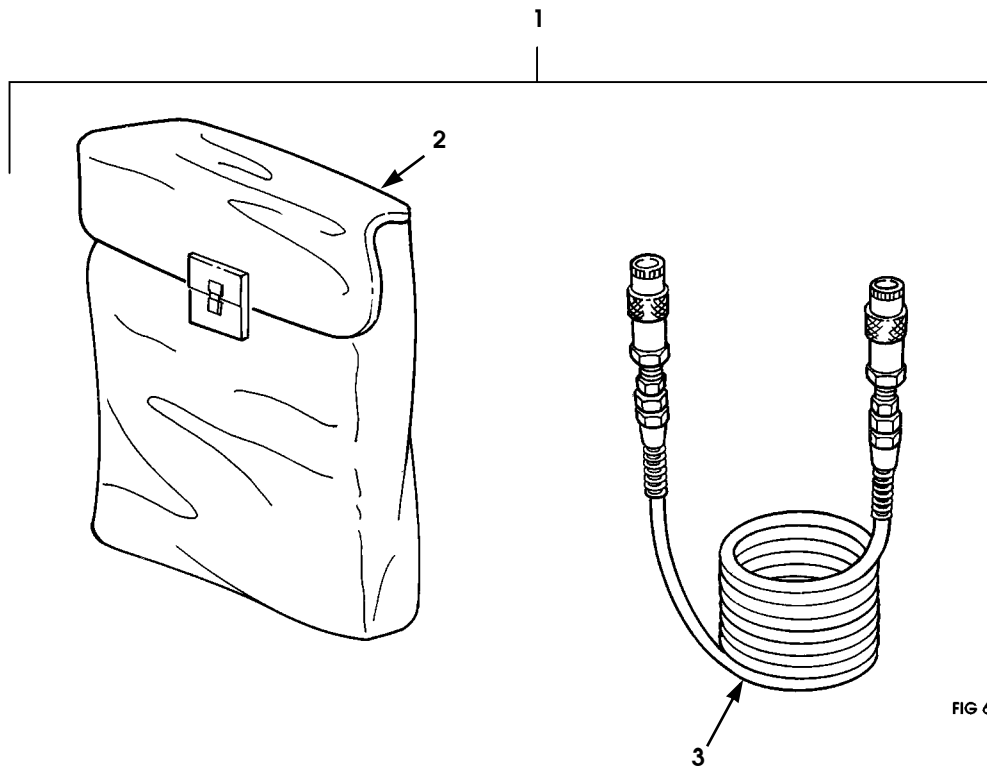


FIG 66

Figure 13-20. Auxiliary Air Hose Kit.

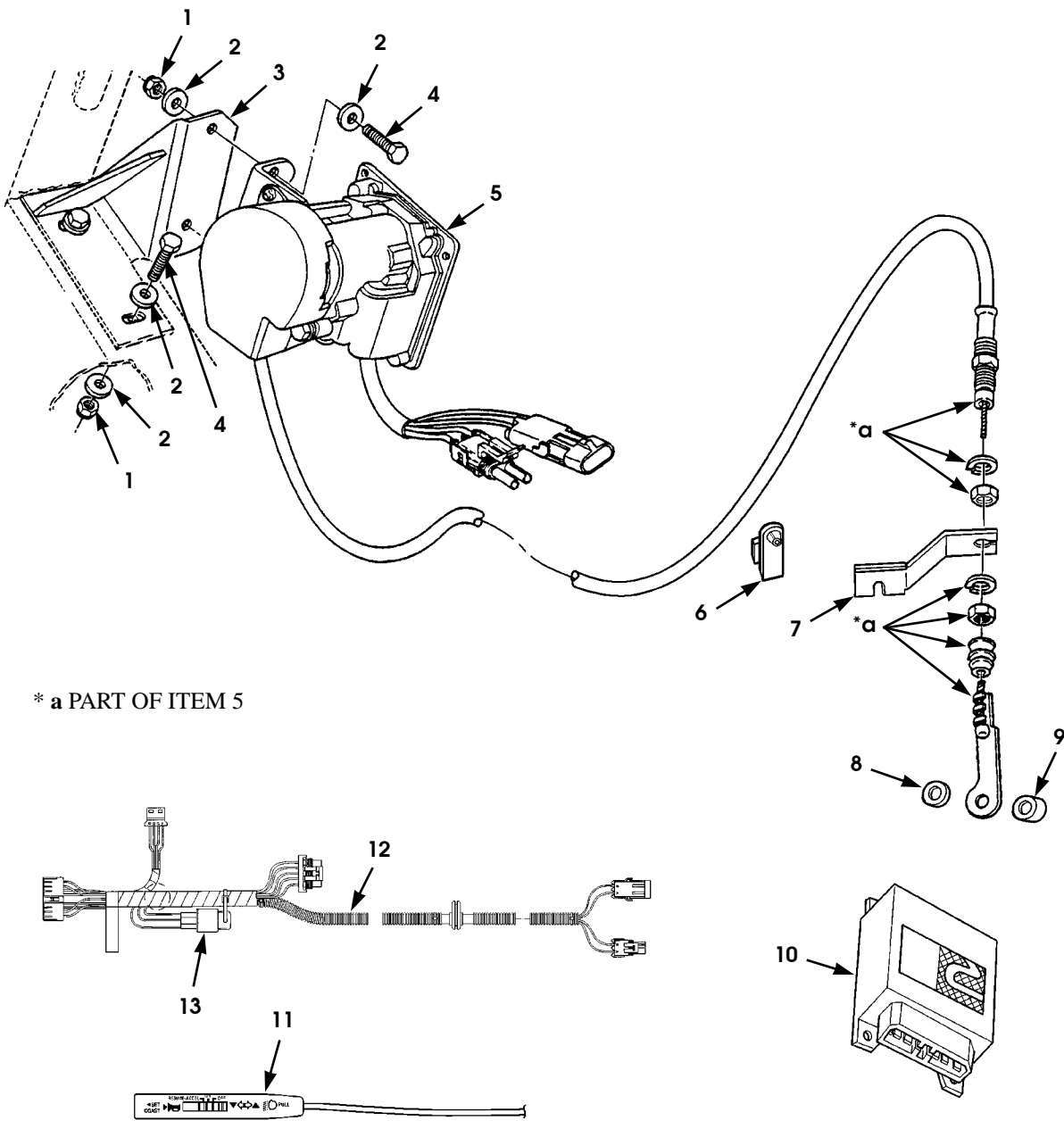
1996 HUMMER PARTS CATALOG

ACCESSORIES 13-41

ITEM	PART NUMBER	DESCRIPTION	QTY
		Figure 13-20 AUXILIARY AIR HOSE KIT	
1	05743599	KIT, auxiliary air hose	1
2	05743709	•BAG, CTIS hose storage	1
3	06004415	•HOSE ASSEMBLY, CTIS auxiliary air	1

1996 HUMMER PARTS CATALOG

13-42 ACCESSORIES



P13-52

Figure 13-21. Cruise Control Actuator, Wiring Harness and Mounting Hardware (Diesel).

1996 HUMMER PARTS CATALOG

4-1-96

ACCESSORIES 13-43

ITEM	PART NUMBER	DESCRIPTION	QTY
		Figure 13-21 CRUISE CONTROL ACTUATOR, WIRING HARNESS AND MOUNTING HARDWARE (Diesel)	
1	MS 00051943 31	NUT, 1/4"-20 (Diesel)	4
2	G 02436161	WASHER, 1/4" (Diesel)	8
3	06007345	BRACKET, cruise control (Diesel)	1
4	MS 00090725 6	BOLT, 1/4" - 20 x 3/4" (Diesel)	4
* 5	06007172	ACTUATOR/CABLE ASSEMBLY (Diesel)	1
6	05939037	RETAINER CLIP, cruise control (Diesel)	1
7	06006442	BRACKET, actuator cable cruise control (Diesel)	1
8	06006449	WASHER, nylon, outer (Diesel)	1
9	06006446	SPACER, cruise cable attachment (Diesel)	1
10	06004057	MODULE, cruise control (Diesel)	1
11	06004056	STALK, TS w/cruise (Diesel)	1
12	06004059	HARNESS ASSEMBLY (Diesel).	1
13	06004055	•RELAY (Diesel)	1
	06007665	CONVERTER, cruise control stalk (Turbo Diesel) (not illustrated)	1

1996 HUMMER PARTS CATALOG

13-44 ACCESSORIES

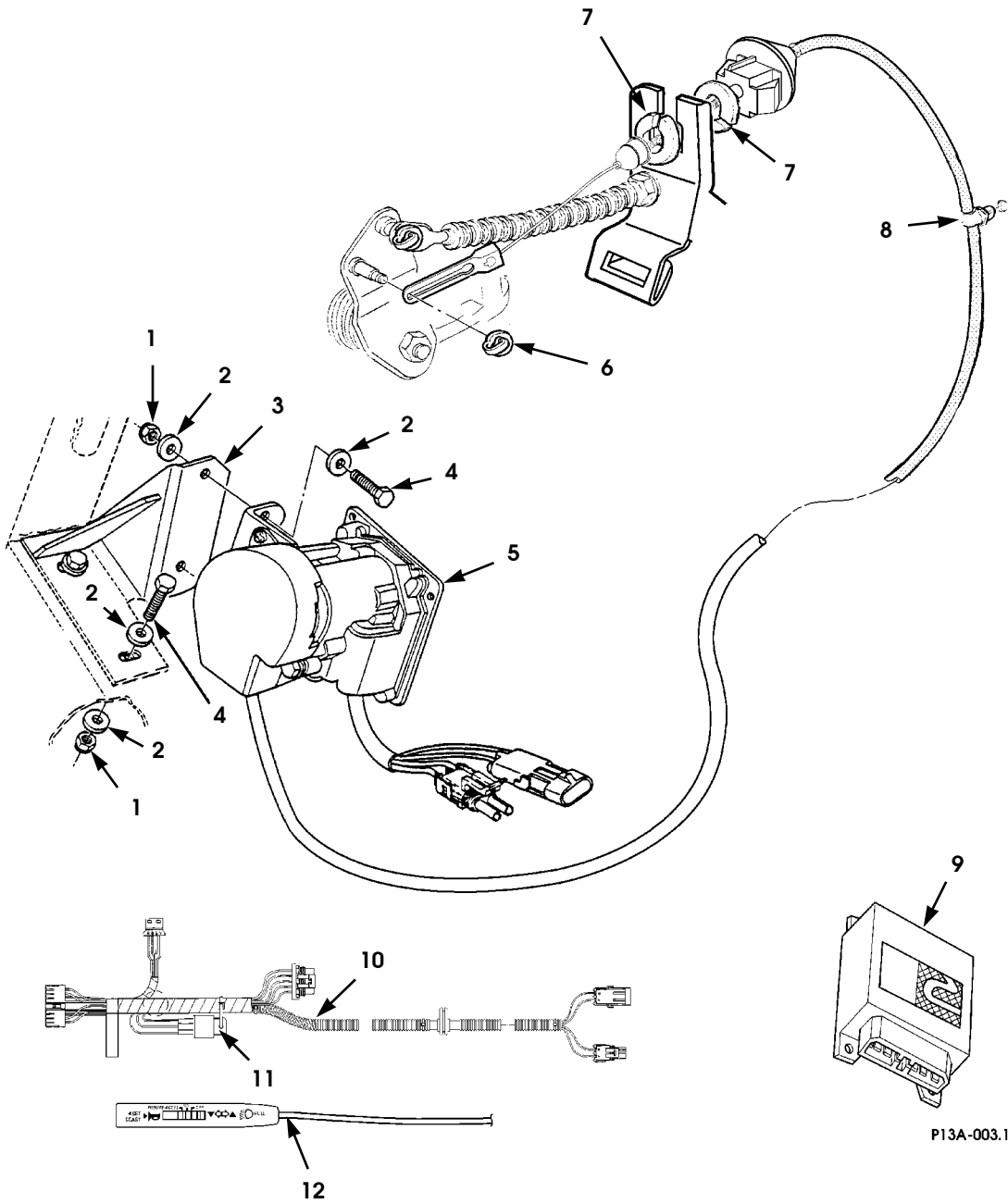


Figure 13-22. Cruise Control Actuator, Wiring Harness and Mounting Hardware (Gas).

1996 HUMMER PARTS CATALOG

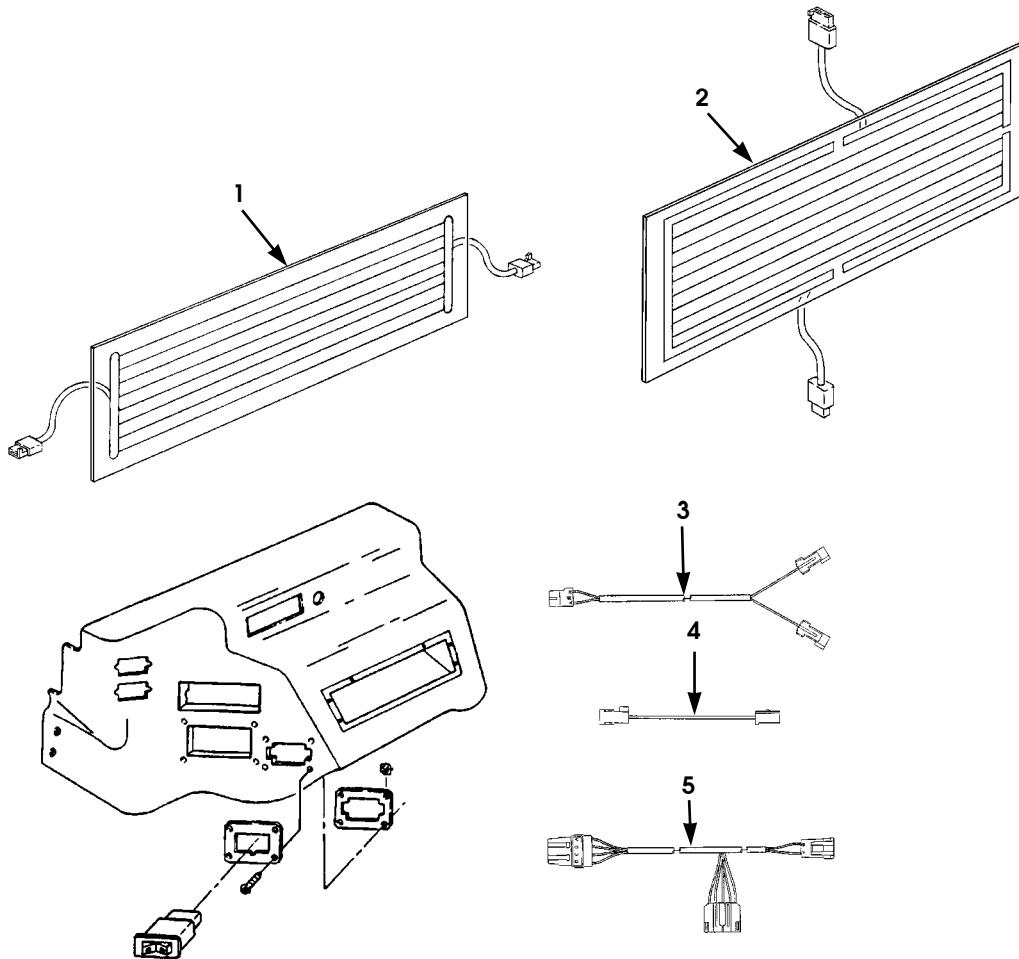
4-1-96

ACCESSORIES 13-45

ITEM	PART NUMBER	DESCRIPTION	QTY
		Figure 13-22 CRUISE CONTROL ACTUATOR, WIRING HARNESS, AND MOUNTING HARDWARE (Gas)	
1	MS 00051943 31	NUT, 1/4 - 20 (Gas)	4
2	G 02436161	WASHER, 1/4 (Gas)	8
3	06007345	BRACKET, cruise control (Gas)	1
4	MS 00090725 6	BOLT, 1/4 - 20 x 3/4 (Gas)	4
* 5	06007173	ACTUATOR/CABLE ASSEMBLY (Gas)	1
6	12338355	RETAINER (Gas)	1
7	06006445	WASHER SPLIT (Gas)	2
8	06006626	RETAINER, cable (Gas)	1
9	06004057	MODULE, cruise control (Gas)	1
10	06004059	HARNESS, cruise control (Gas)	1
11	06004055	•RELAY, 40 AMP (Gas)	1
12	06004056	STALK, T/S w/cruise (Gas)	1

1996 HUMMER PARTS CATALOG

13-46 ACCESSORIES



P13-055

Figure 13-23. Rear Defroster.

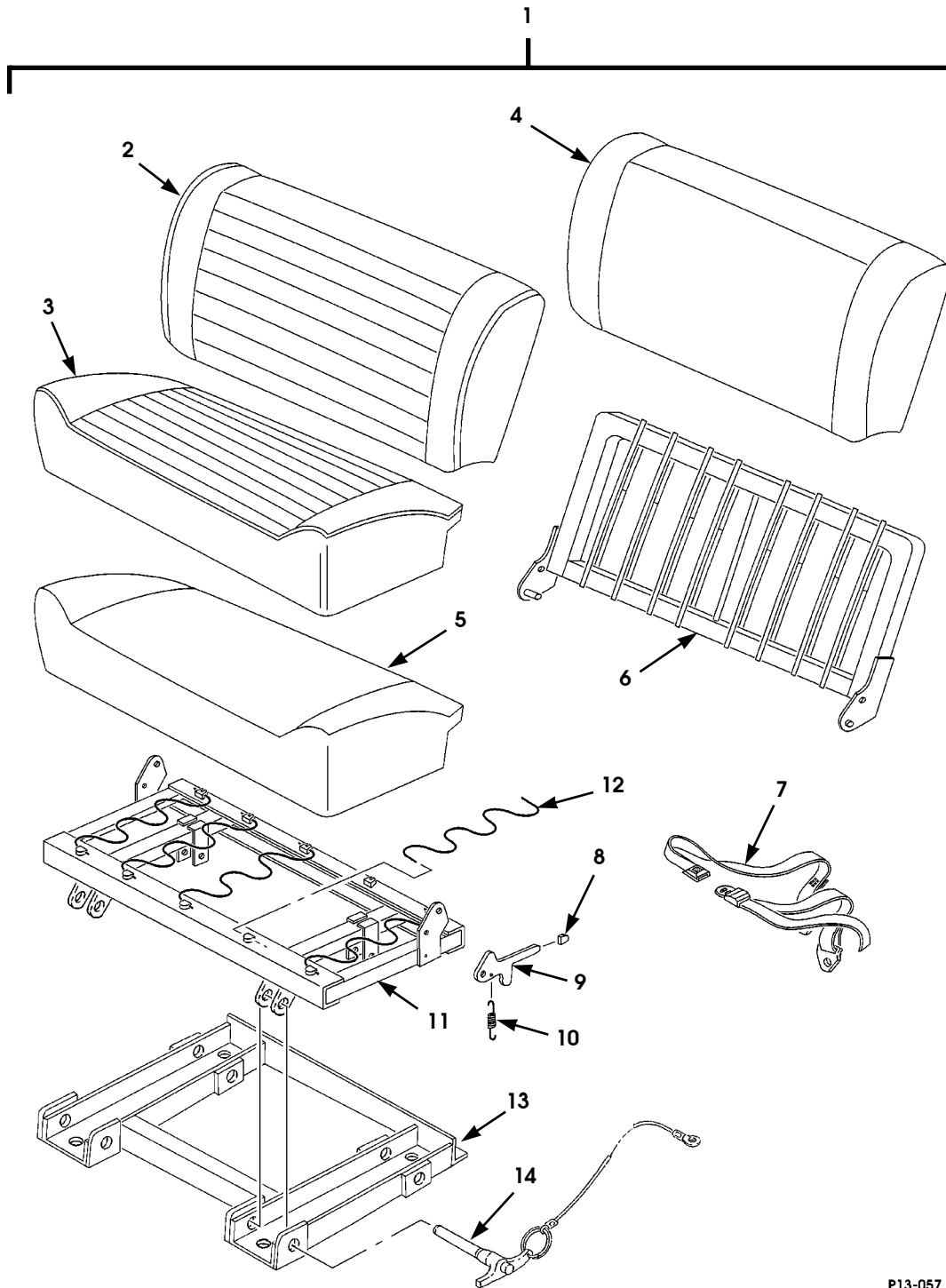
1996 HUMMER PARTS CATALOG

ACCESSORIES 13-47

ITEM	PART NUMBER	DESCRIPTION	QTY
		Figure 13-23 REAR DEFROSTER	
1	06005306	WINDOW ASSEMBLY, rear with defrost, stationary 82, 83, 89	1
2	06005304	WINDOW ASSEMBLY, rear with defrost, sliding 82, 83, 89	1
3	06005233	HARNESS, rear window defrost, sliding 82, 83, 89	1
4	06005232	HARNESS, rear window defrost, stationary 82, 83, 89	1
5	06005202	HARNESS ASSEMBLY, rear defrost timer switch-to-body	1

1996 HUMMER PARTS CATALOG

13-48 ACCESSORIES



P13-057.1

Figure 13-24. Auxiliary Seat.

1996 HUMMER PARTS CATALOG

12-31-96

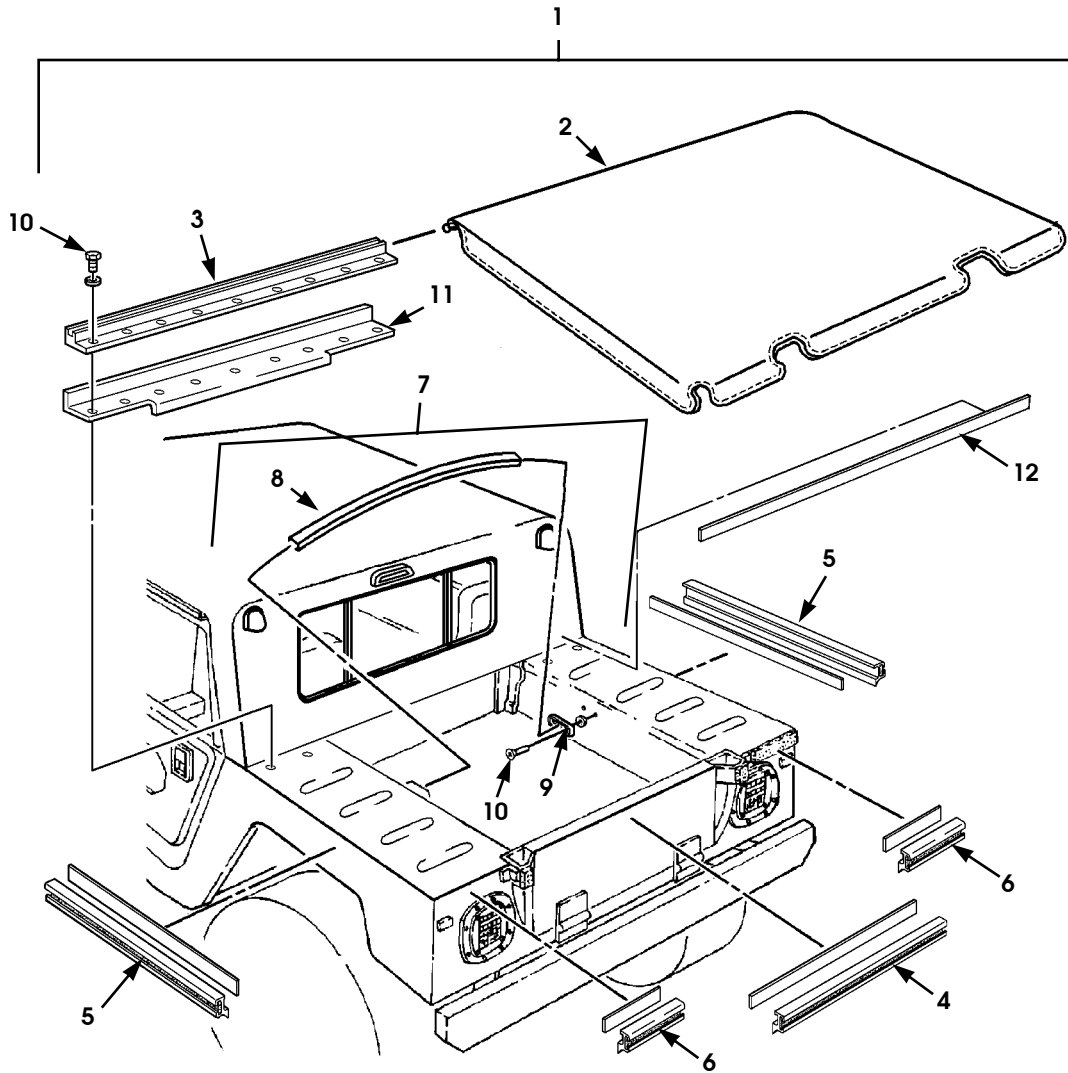
ACCESSORIES 13-49

ITEM	PART NUMBER	DESCRIPTION	QTY
		Figure 13-24 AUXILIARY SEAT	
1	06005269 T	SEAT, auxiliary, tan	1
1	06005269 G	SEAT, auxiliary, gray	1
1	06005269 B	SEAT, auxiliary, black vinyl	1
2	05744293	•UPHOLSTERY, seat back, auxiliary seat, tan	1
2	05744294	•UPHOLSTERY, seat back, auxiliary, seat, gray	1
2	05744295	•UPHOLSTERY, seat back, auxiliary seat, black	1
3	05744296	•UPHOLSTERY, seat, auxiliary seat, tan	1
3	05744297	•UPHOLSTERY, seat, auxiliary seat, gray	1
3	05744298	•UPHOLSTERY, seat, auxiliary seat, black	1
4	05744317	•FOAM, auxiliary seatback	1
5	05744318	•FOAM, auxiliary seat, cushion	1
6	05744314	•FRAME, auxiliary seatback, w/spring	1
7	05744291	•SEAT BELT, auxiliary seat	2
8	05744311	•CAP, lock handle	2
9	05744312	•HANDLE, locking hook	2
10	05744310	•SPRING, lock return	2
11	05744313	•FRAME, auxiliary seat w/spring	1
12	05744316	••SPRING, auxiliary seat susp	5
13	05744315	•FRAME, auxiliary seat mount	1
14	05744292	••PIN, auxiliary seat retainer	4
*	N/S	BOLT, 1/2-13 x 2 1/4", not illustrated	4
*	G 02436165 P2	NUT, 1/2", hard, type B, not illustrated	4
*	06005426 B2	SPACER, not illustrated	4
*	06006162 T	CARPET, auxiliary cover, not illustrated	1
*	06006162 G	CARPET, auxiliary ccover, not illustrated	1

8-15-96

1996 HUMMER PARTS CATALOG

13-50 ACCESSORIES



P13-053

Figure 13-25. Tonneau Cover 4-Door Hardtop.

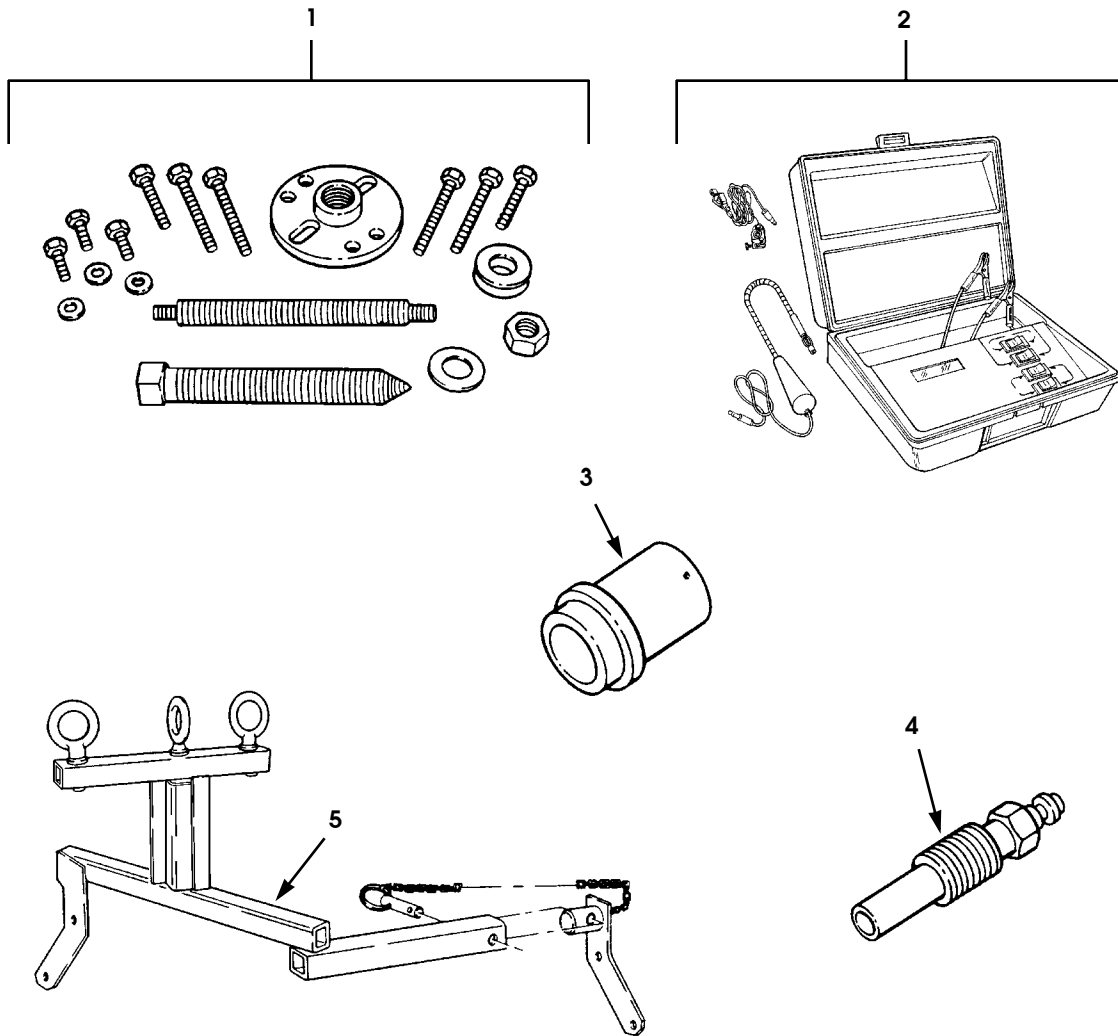
1996 HUMMER PARTS CATALOG

ACCESSORIES 13-51

ITEM	PART NUMBER	DESCRIPTION	QTY
		Figure 13-25 TONNEAU COVER FOR 4-DOOR HARDTOP	
1	06003663	KIT, tonneau cover, H/T, tan	1
1	06004243	KIT, tonneau cover, H/T, black	1
1	06004245	KIT, tonneau cover, H/T, white.	1
2	06003664	•COVER, tonneau, tan, H/T	1
2	06004244	•COVER, tonneau, black, H/T	1
2	06004246	•COVER, tonneau, white, H/T	1
3	06003665	•EXTRUSION, tonneau cover	1
4	06001669	•EXTRUSION, 43 in. PVC/velcro	1
5	06001670	•EXTRUSION, 41 in. PVC/velcro	2
6	06001671	•EXTRUSION, 9 in. PVC/velcro	2
7	05744425	KIT, tonneau bow.	1
8	SIK	•BOW, tonneau cover	1
9	SIK	•BRACKET, tonneau bow	2
10	SIK	•SCREW, #10-32 x 0.75 PHCR	4
11	06003844 B2	MOUNTING BRACKET, tonneau extrusion	1
12	06003848	SEAL, tonneau bracket.	1

1996 HUMMER PARTS CATALOG

13-52 ACCESSORIES



P13-060

Figure 13-26. Essential Tools, Engine.

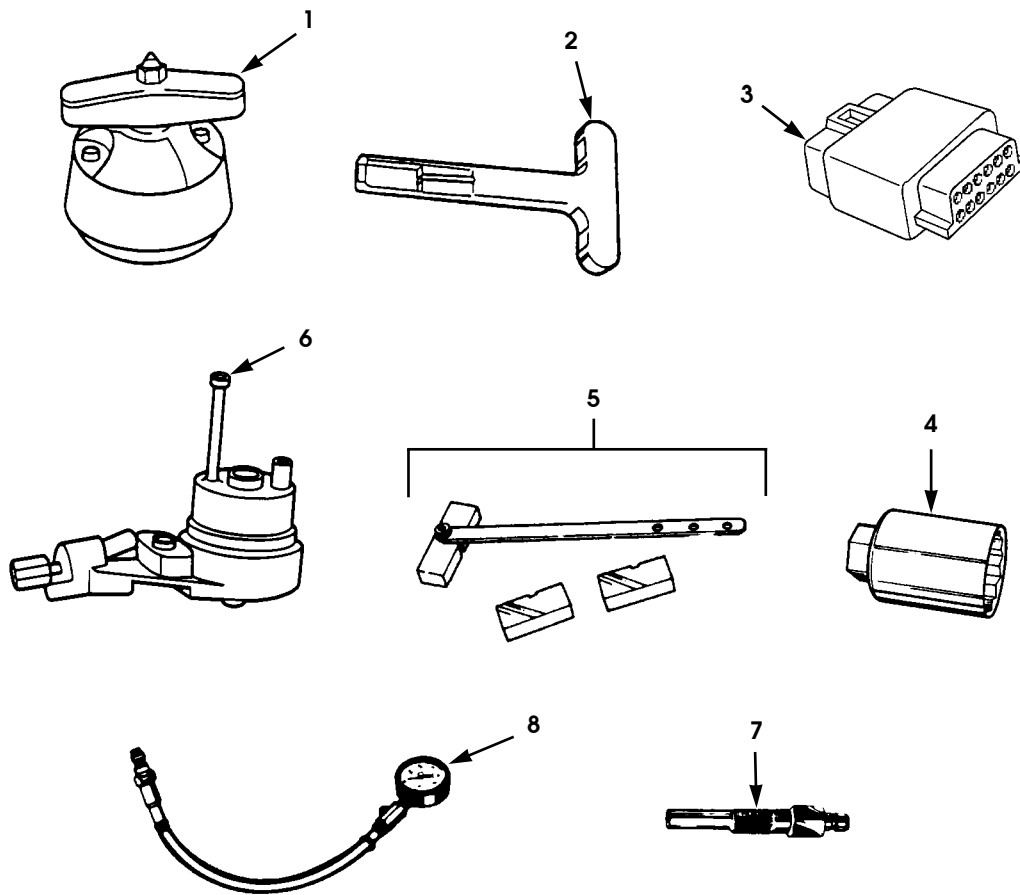
1996 HUMMER PARTS CATALOG

ACCESSORIES 13-53

ITEM	PART NUMBER	DESCRIPTION	QTY
		Figure 13-26 ESSENTIAL TOOLS, ENGINE	
1	05740755	DAMPER/ BALANCER REMOVER	
2	05742191	DYNAMIC-MAGNETIC TIMING TOOL (Diesel)	
3	05740754	INSTALLER, front cover seal (Diesel)	
4	05741726	COMPRESSION GAUGE ADAPTER (Diesel)	
5	05569872	SLING, engine lifting (Diesel)	

1996 HUMMER PARTS CATALOG

13-54 ACCESSORIES



P13-061

Figure 13-27. Essential Tools, Engine.

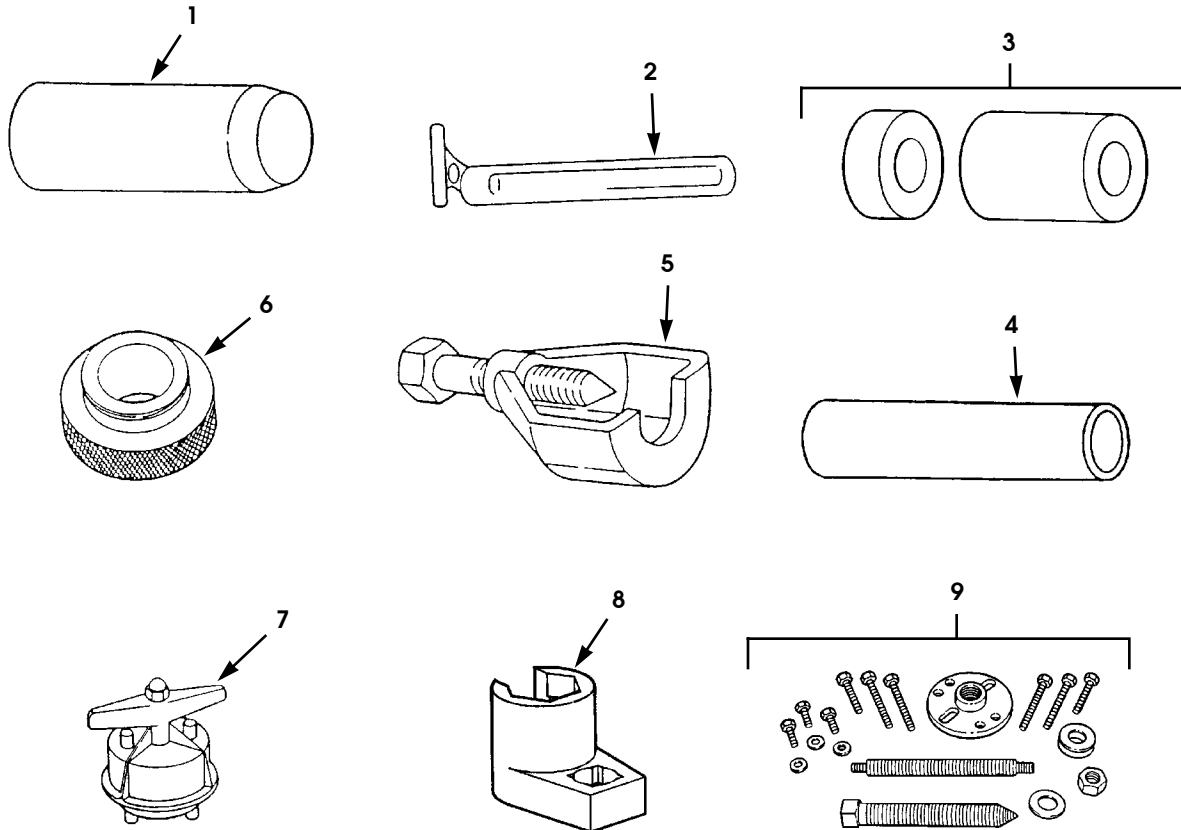
1996 HUMMER PARTS CATALOG

ACCESSORIES 13-55

ITEM	PART NUMBER	DESCRIPTION	QTY
		Figure 13-27 ESSENTIAL TOOLS, ENGINE	
1	05743108	INSTALLER, rear main installer (Diesel)	
2	05743109	REMOVER/INSTALLER, glow plug connector	
3	05743331	TECH 1 DATA LINK CONNECTOR ADAPTER (DLC)	
4	05740748	NOZZLE SOCKET.	
5	05743728	VACUUM VALVE GAUGE SET.	
6	05740749	STATIC TIMING MARK TOOL (Diesel) SEE NOTE 1.	
7	05741726	ADAPTER, compression gauge	
8	05740744	GAUGE, compression	
		NOTE 1: For Replacement of Diesel Front Cover	

1996 HUMMER PARTS CATALOG

13-56 ACCESSORIES



P13-062

Figure 13-28. Essential Tools, Engine.

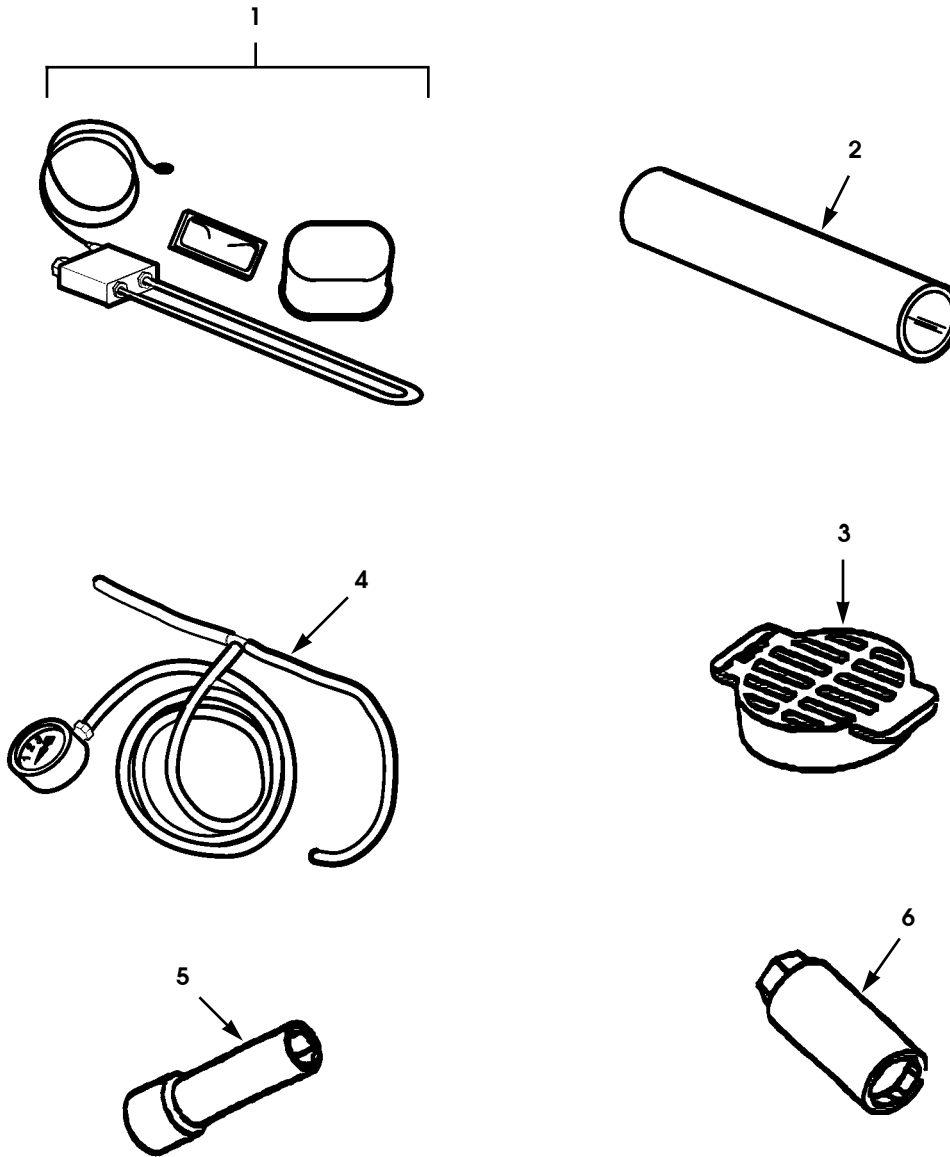
1996 HUMMER PARTS CATALOG

ACCESSORIES 13-57

ITEM	PART NUMBER	DESCRIPTION	QTY
		Figure 13-28 ESSENTIAL TOOLS, ENGINE	
1	05744176	INSTALLER, rocker arm stud (Gas)	
2	05744174	INSTALLER, main bearing (Gas)	
3	05744175	REMOVER, rocker arm stud (Gas)	
4	05744180	INSTALLER, crankshaft sprocket (Gas)	
5	05744179	REMOVER, crankshaft sprocket (Gas)	
6	05744173	INSTALLER, front cover (Gas)	
7	05744177	INSTALLER, rear main seal (Gas)	
8	05744053	WRENCH, oxygen sensor (Gas)	
9	05740755	REMOVER/INSTALLER, crankshaft balancer	

1996 HUMMER PARTS CATALOG

13-58 ACCESSORIES



P13-063

Figure 13-29. Essential Tools, Engine.

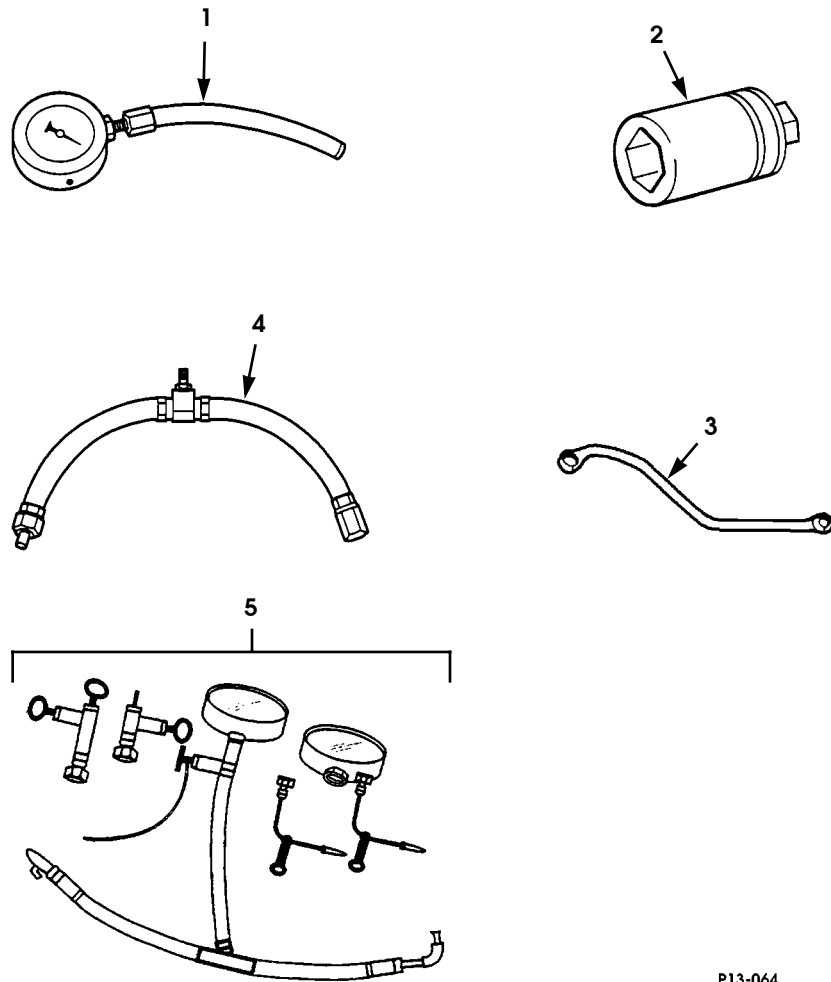
1996 HUMMER PARTS CATALOG

ACCESSORIES 13-59

ITEM	PART NUMBER	DESCRIPTION	QTY
		Figure 13-29 ESSENTIAL TOOLS, ENGINE	
1	05735182	MANOMETER, water	
2	05740766	INSTALLER, crankshaft gear	
3	05744491	GUARD, turbocharger inlet (Turbo Diesel)	
4	05744065	GAUGE, turbo compound (Turbo Diesel).	
5	05744492	SOCKET, glow plug	
6	05744488	SOCKET, oil pressure switch	

1996 HUMMER PARTS CATALOG

13-60 ACCESSORIES



P13-064

Figure 13-30. Essential Tools, Fuel Injection.

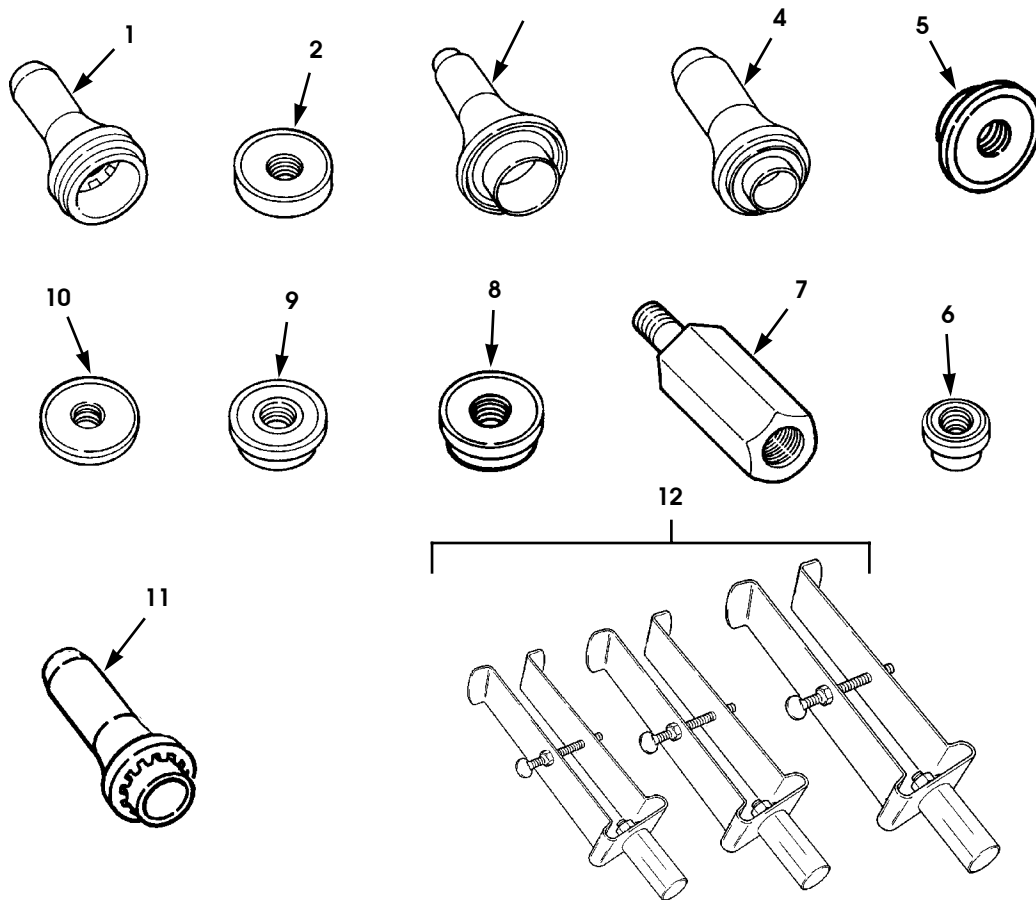
1996 HUMMER PARTS CATALOG

ACCESSORIES 13-61

ITEM	PART NUMBER	DESCRIPTION	QTY
		Figure 13-30 ESSENTIAL TOOLS, FUEL INJECTION	
1	05740757	GAUGE, fuel pressure	
2	05740748	SOCKET, nozzle, 30 mm	
3	05743771	WRENCH, injector pump 15 mm	
4	05743142	ADAPTER, housing pressure	
5	05744060	GAUGE KIT, TBI pressure.	

1996 HUMMER PARTS CATALOG

13-62 ACCESSORIES



P13-065

Figure 13-31. Essential Tools, Transmission.

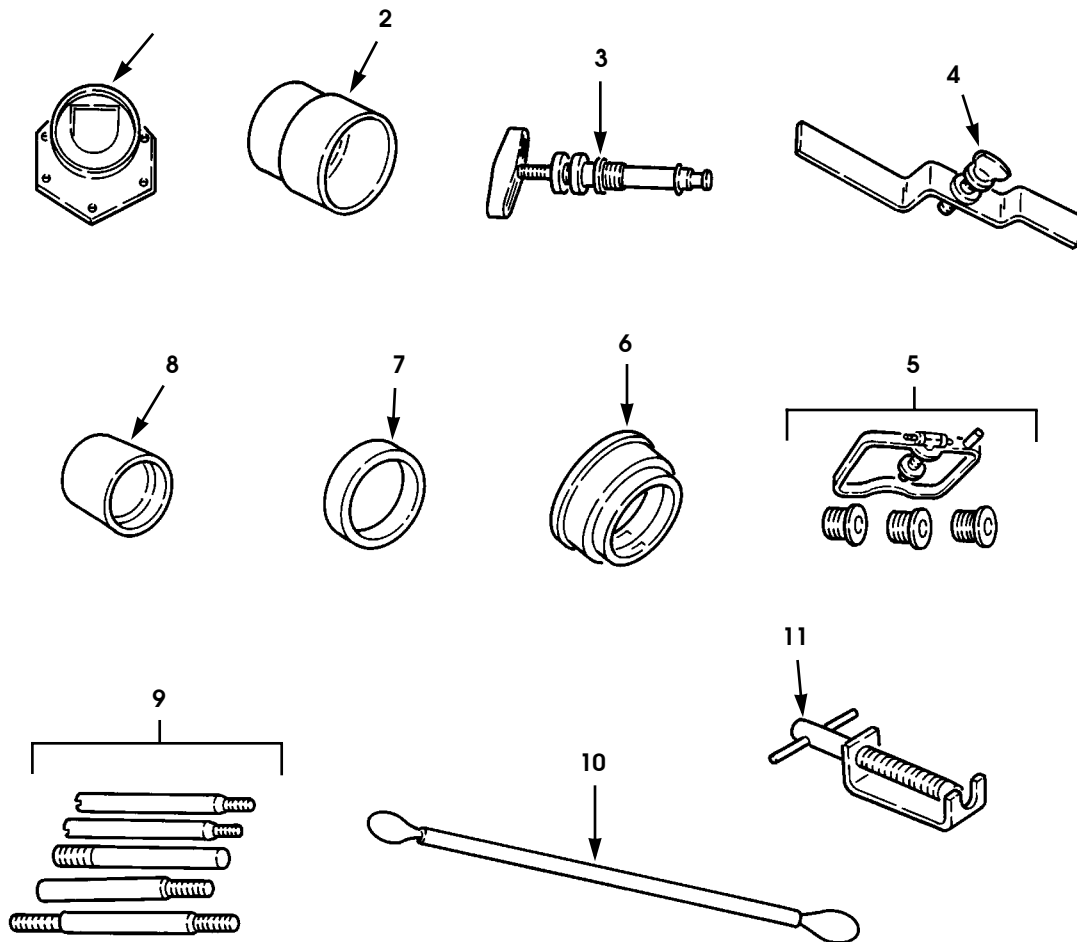
1996 HUMMER PARTS CATALOG

ACCESSORIES 13-63

ITEM	PART NUMBER	DESCRIPTION	QTY
		Figure 13-31 ESSENTIAL TOOLS, TRANSMISSION	
1	05742629	INSTALLER, pump housing seal	
2	05742586	INSTALLER, output shaft front bearing	
3	05742582	INSTALLER, input gear seal	
4	05738105	INSTALLER, output shaft seal.	
5	05742588	BEARING TOOL	
6	05742587	REMOVER, extension housing bushing	
7	05741191	ADAPTER, slide hammer	
8	05742585	INSTALLER, mainshaft pilot bearing	
9	05742584	INSTALLER/REMOVER, bearing/bushing	
10	05742628	INSTALLER, output shaft rear bearing	
11	05742583	INSTALLER, extension housing seal.	
12	05741728	REMOVER, bearing set	

1996 HUMMER PARTS CATALOG

13-64 ACCESSORIES



P13-066

Figure 13-32. Essential Tools, Transmission.

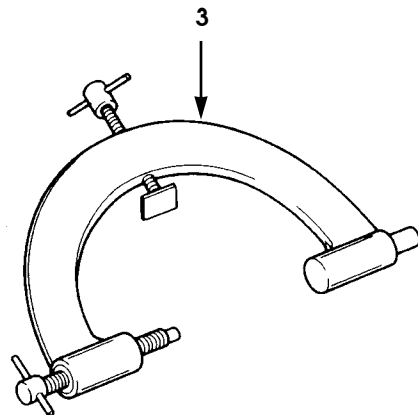
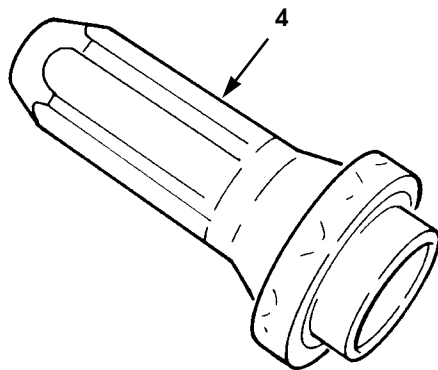
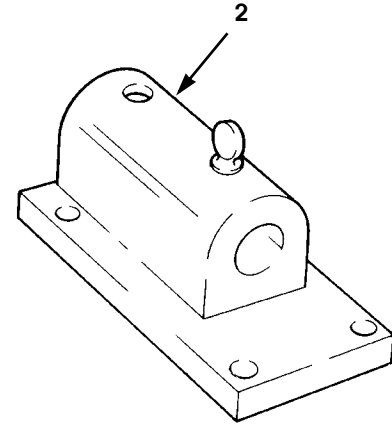
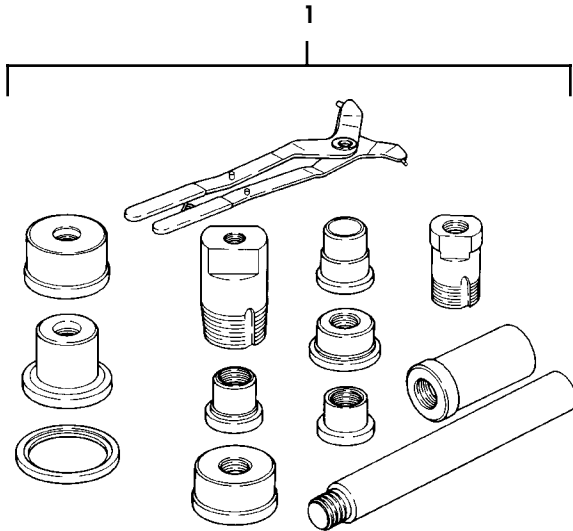
1996 HUMMER PARTS CATALOG

ACCESSORIES 13-65

ITEM	PART NUMBER	DESCRIPTION	QTY
		Figure 13-32 ESSENTIAL TOOLS, TRANSMISSION	
1	05740767	REAR GEAR HOLDING FIXTURE	
2	05740772	INNER SEAL PROTECTOR	
3	05735187	TORQUE CONVERTER END PLAY TESTER	
4	05735188	TORQUE CONVERTER HOLDING TOOL	
5	05735210	TORQUE CONVERTER LEAK TEST FIXTURE	
6	05735183	ADAPTER, gear unit fixture	
7	05740777	OUTER SEAL PROTECTOR	
8	05740771	CENTER SEAL PROTECTOR	
9	05735207	OIL PUMP AND VALVE BODY PIN SET	
10	05735185	INSTALLER, intermediate clutch seal	
11	05735186	PUMP REMOVER	

1996 HUMMER PARTS CATALOG

13-66 ACCESSORIES



P13-067

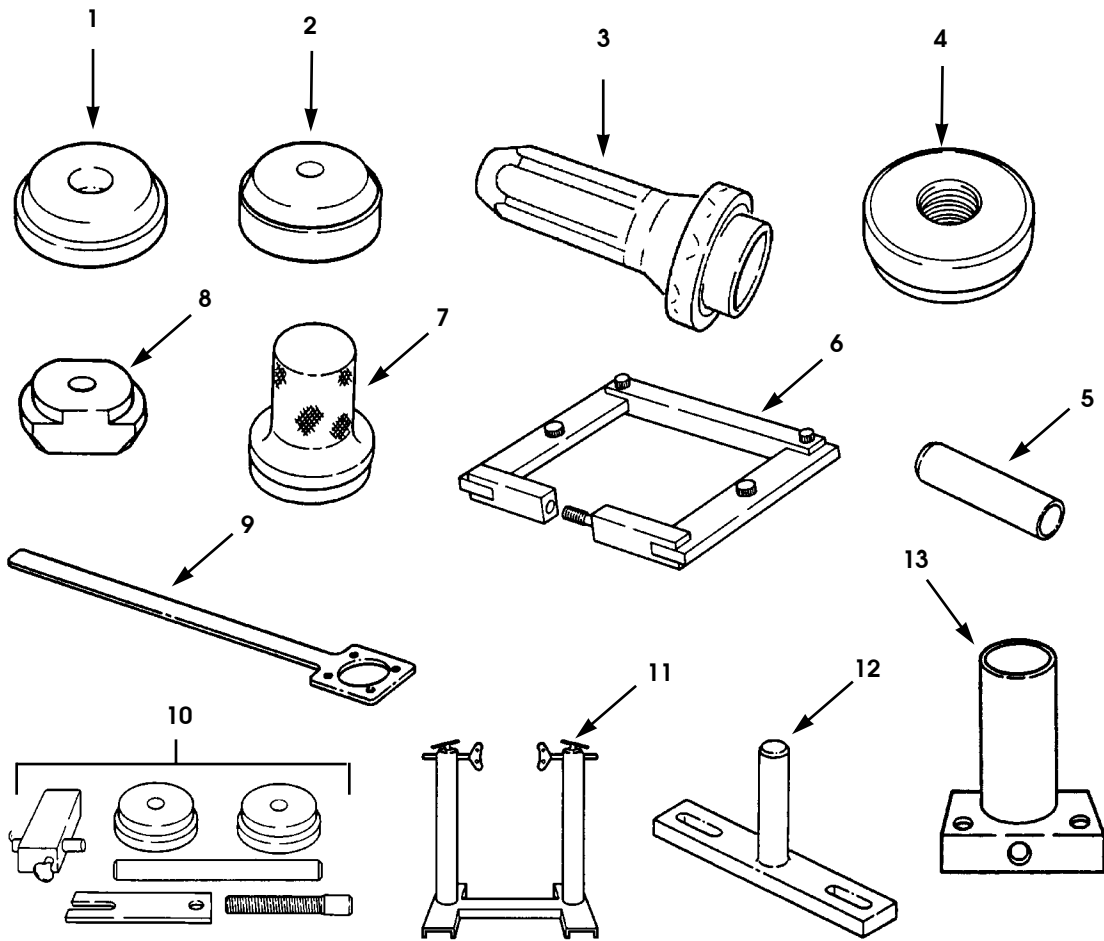
1996 HUMMER PARTS CATALOG

ACCESSORIES 13-67

ITEM	PART NUMBER	DESCRIPTION	QTY
		Figure 13-33 ESSENTIAL TOOLS, TRANSMISSION	
1	05740779	TRANSMISSION BUSHING KIT	
2	05740070	TRANSMISSION HOLDING FIXTURE	
3	05740069	TRANSMISSION HOLDING FIXTURE	
4	05740770	INSTALLER, front seal	

1996 HUMMER PARTS CATALOG

13-68 ACCESSORIES



P13-068

Figure 13-34. Essential Tools, Axle.

1996 HUMMER PARTS CATALOG

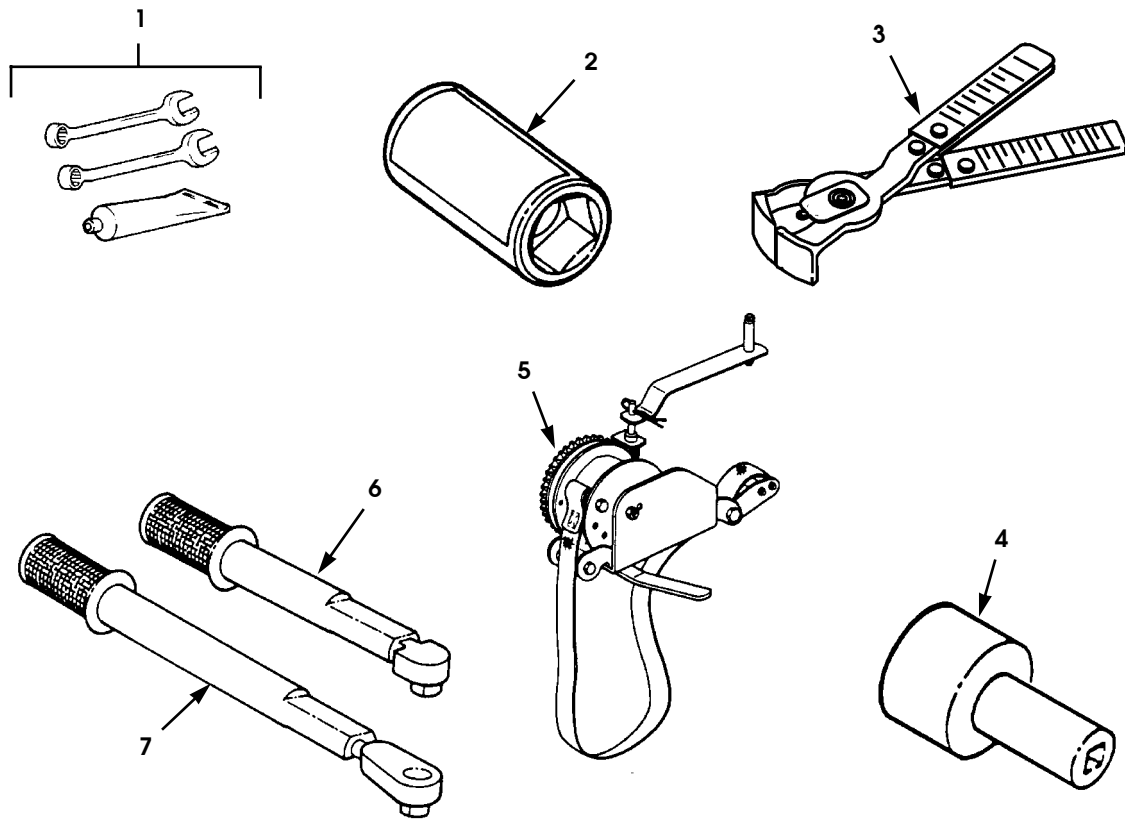
ACCESSORIES 13-69

ITEM	PART NUMBER	DESCRIPTION	QTY
		Figure 13-34 ESSENTIAL TOOLS, AXLE	
1	05738103	REMOVER, front pinion bearing cup and bearing . . .	
2	05738102	INSTALLER, front pinion bearing cup	
3	05737530	INSTALLER, yoke seal	
4	05738112	INSTALLER, rear pinion bearing cup	
5	05735192	INSTALLER, bearing	
6	05584381	REAR AXLE HOUSING SPREADER	
7	05740938	INSTALLER, axle shaft and seal	
8	05738106	REMOVER, rear pinion bearing cup	
9	05735220	PINION HOLDING TOOL	
10	05742757	PINION GAUGE SET	
11	05731751	STAND, w/holding fixture	
12	05735480	FLANGE HOLDING TOOL	
13	05735191	ADAPTER, axle holding fixture	

Figure 13-36. Essential Tools, Tires.

1996 HUMMER PARTS CATALOG

13-70 ACCESSORIES



P13-069

Figure 13-35. Essential Tools, Wheels and Tires/Axles/CTIS.

1996 HUMMER PARTS CATALOG

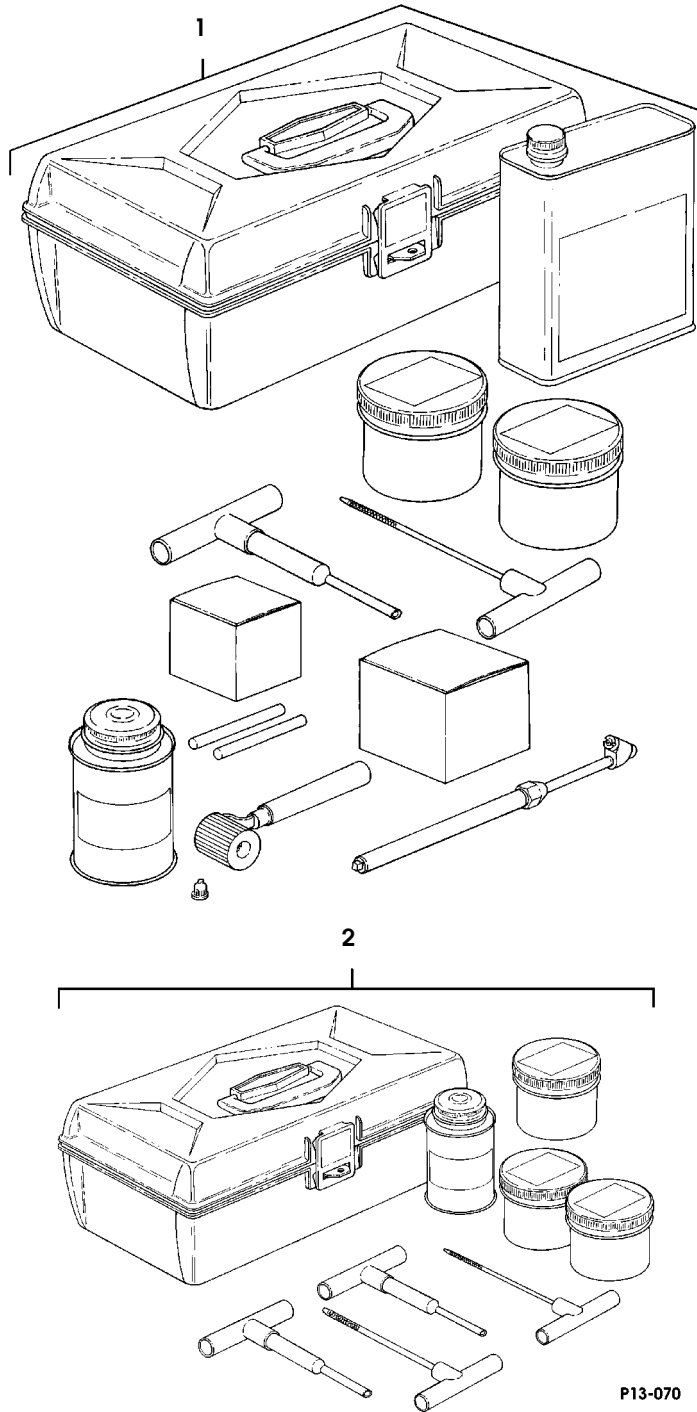
8-15-96

ACCESSORIES 13-71

ITEM	PART NUMBER	DESCRIPTION	QTY
		Figure 13-35 ESSENTIAL TOOLS, WHEELS AND TIRES/AXLES/CTIS	
1	05743069	KIT, CTIS tools	
2	05744126	SOCKET, wheel assembly, 5 sided	
3	05743141	PLIERS, halfshaft boot clamp	
4	05743246	SOCKET, clampnut	
* 5	05742758	REPAIR KIT, runflat tool	
* 5	05742952	•RUNFLAT TOOL	
6	06002603	TORQUE WRENCH, 1/4" drive	
7	06002604	TORQUE WRENCH, 3/8" drive	

1996 HUMMER PARTS CATALOG

13-72 ACCESSORIES



P13-070

Figure 13-36. Essential Tools, Tires.

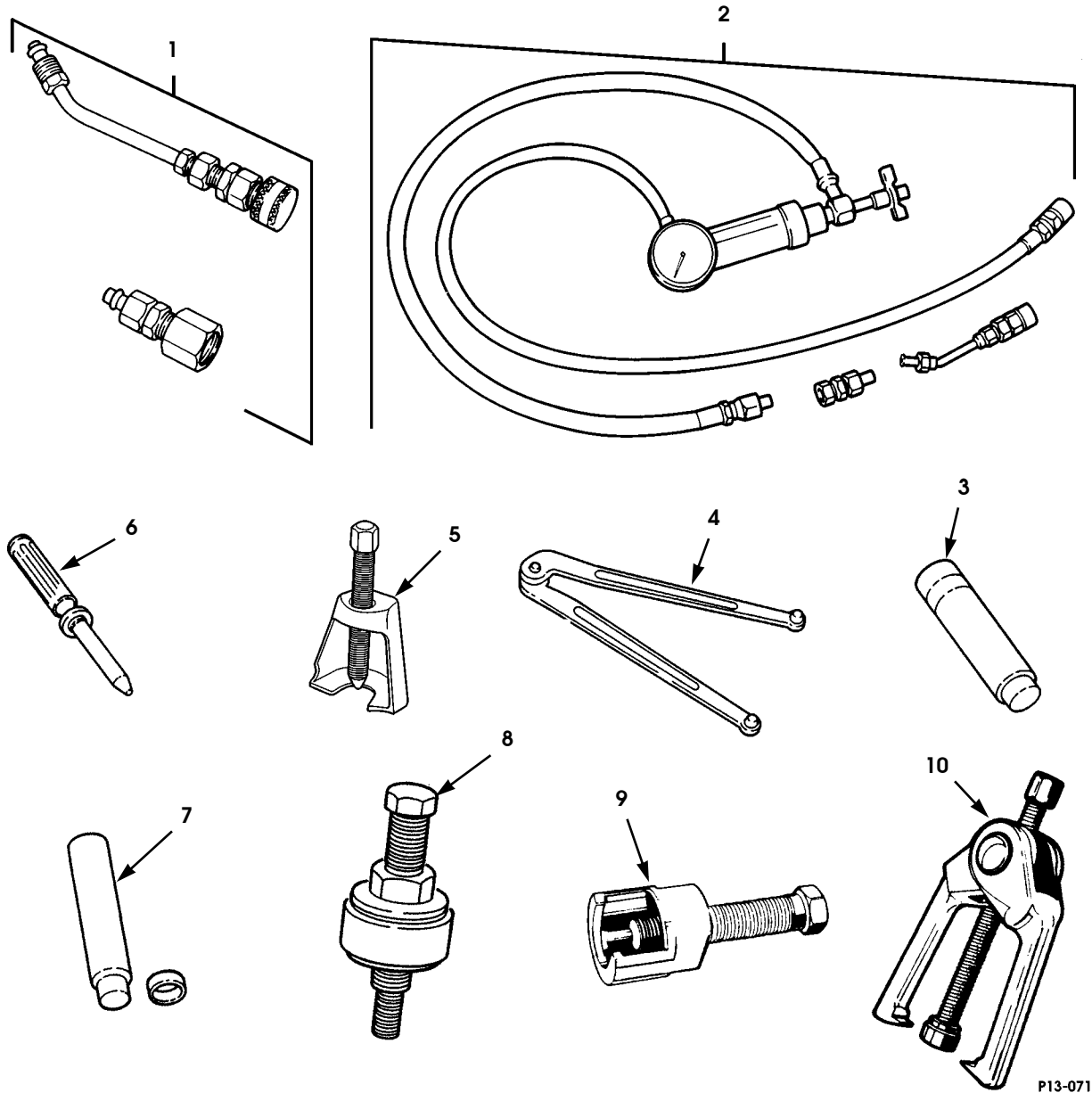
1996 HUMMER PARTS CATALOG

ACCESSORIES 13-73

ITEM	PART NUMBER	DESCRIPTION	QTY
		Figure 13-36 ESSENTIAL TOOLS, TIRES	
1	05710216	KIT, internal tubeless tire repair.	
1	05710215	KIT, external tubeless tire repair.	

1996 HUMMER PARTS CATALOG

13-74 ACCESSORIES



P13-071

Figure 13-37. Essential Tools, Steering.

1996 HUMMER PARTS CATALOG

ACCESSORIES 13-75

ITEM	PART NUMBER	DESCRIPTION	QTY
		Figure 13-37 ESSENTIAL TOOLS, STEERING	
1	05740941	ADAPTER, power steering.	
2	05740813	KIT, power steering analyzer.	
3	05740810	INSTALLER/REMOVER, adjuster plug bearing	
4	05740820	WRENCH, spanner.	
5	05742002	STEERING ARM PULLER	
6	05740819	RACK PISTON ARBOR TOOL	
7	05740816	INSTALLER/REMOVER, steering shaft bearing.	
8	05735193	INSTALLER, power steering pump pulley.	
9	05741876	REMOVER, power steering pump pulley.	
10	05744478	PULLER, universal steering linkage.	

1996 HUMMER PARTS CATALOG

13-76 ACCESSORIES

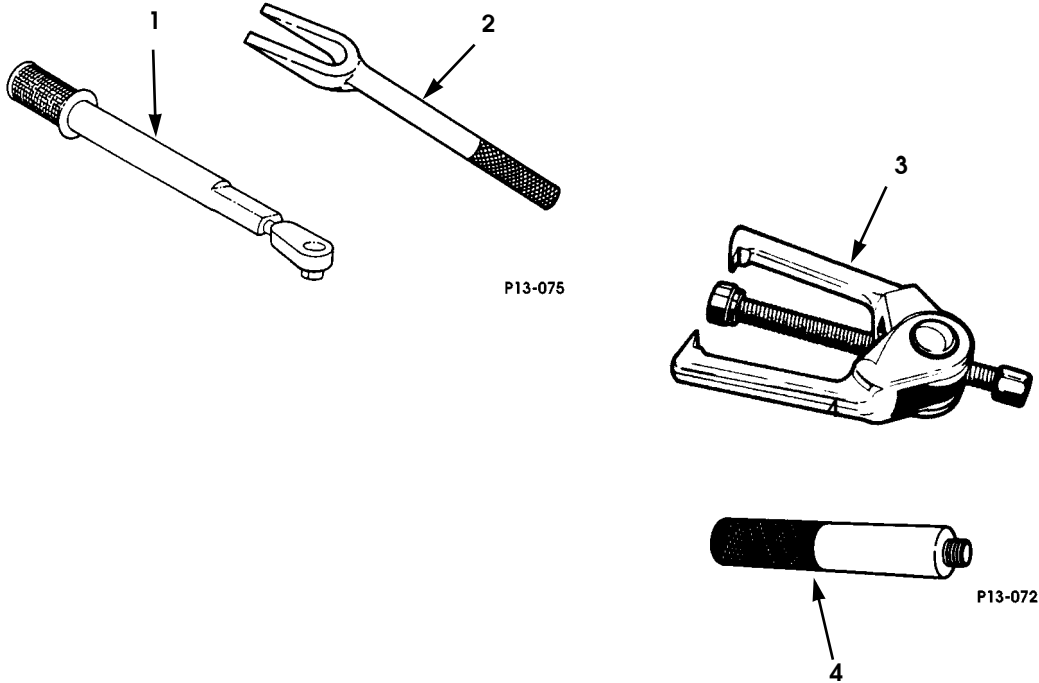


Figure 13-38. Essential Tools, Suspension.

1996 HUMMER PARTS CATALOG

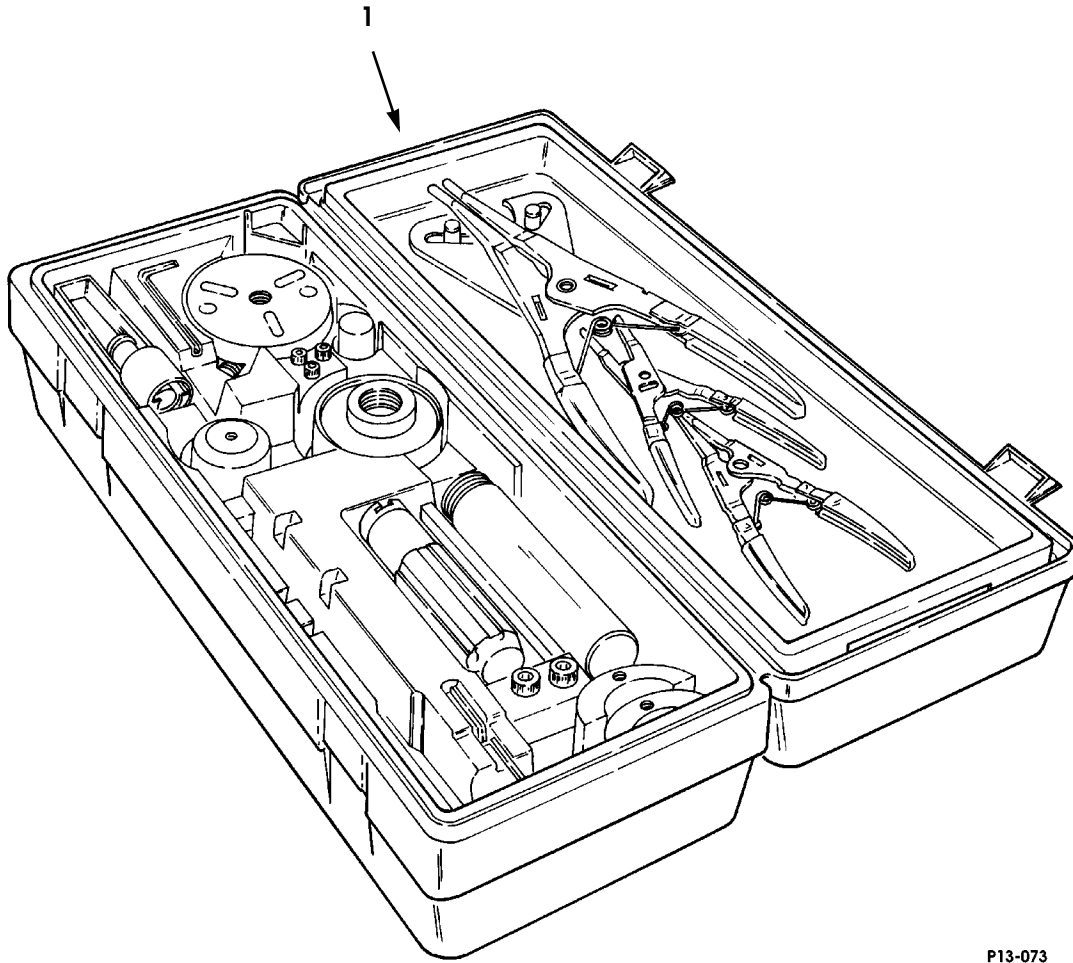
8-15-96

ACCESSORIES 13-77

ITEM	PART NUMBER	DESCRIPTION	QTY
1 2 3 4	06002604 11595179 05744478 05731895	Figure 13-38 ESSENTIAL TOOLS, SUSPENSION TORQUE WRENCH, 3/8" drive REMOVER, ball joint. PULLER, universal steering linkage. UNIVERSAL DRIVER HANDLE.	1 1 1 1

1996 HUMMER PARTS CATALOG

13-78 ACCESSORIES



P13-073

Figure 13-39. Essential Tools, HVAC.

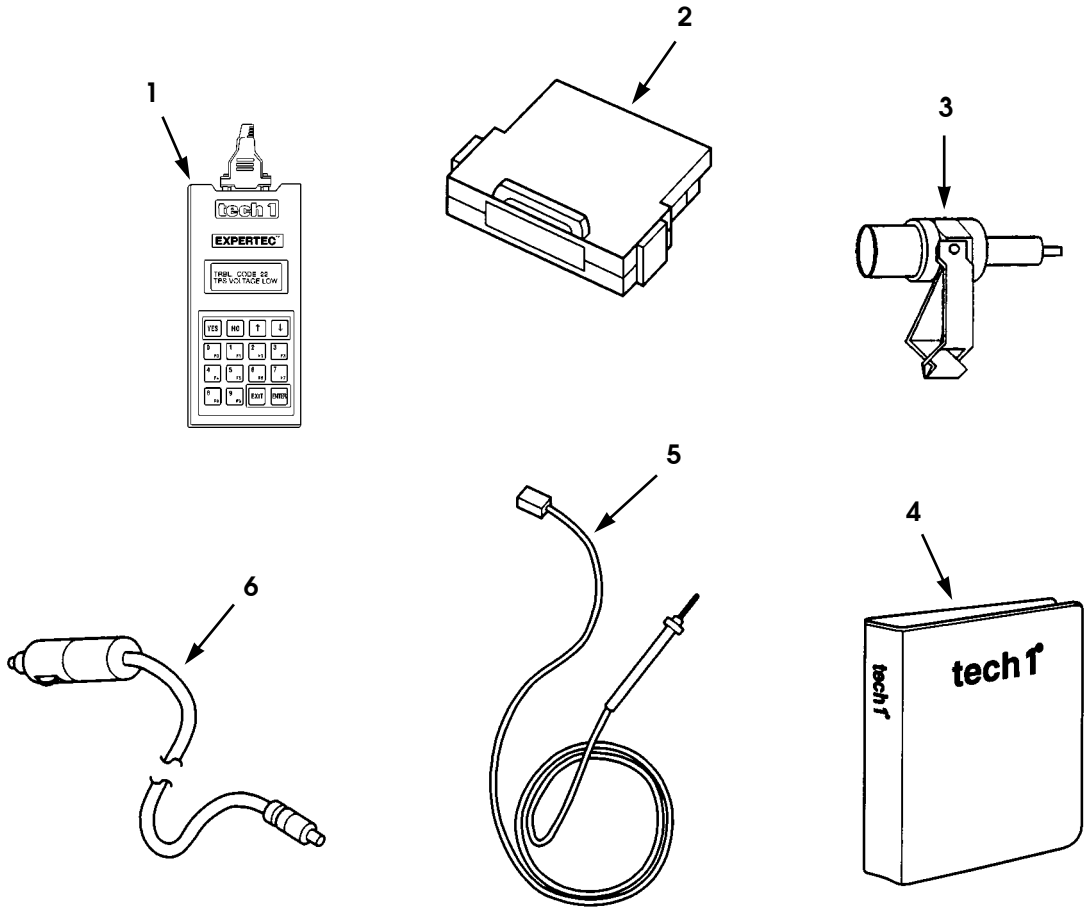
1996 HUMMER PARTS CATALOG

ACCESSORIES 13-79

ITEM	PART NUMBER	DESCRIPTION	QTY
1	05743017 05743755 05743774 05743752	Figure 13-39 ESSENTIAL TOOLS, HVAC TOOL KIT, air conditioning compressor ADAPTER KIT, HVAC flow meter (not illustrated) LEAK DETECTOR, A/C R-134-a (not illustrated) ANEMOMETER, HVAC (not illustrated)	

1996 HUMMER PARTS CATALOG

13-80 ACCESSORIES



P13-074

Figure 13-40. Essential Tools, Electrical.

1996 HUMMER PARTS CATALOG

8-15-96

ACCESSORIES 13-81

ITEM	PART NUMBER	DESCRIPTION	QTY
		Figure 13-40 ESSENTIAL TOOLS, ELECTRICAL	
1	05743199	TECH 1, diagnostic scanner	
★ 2	05744191	TECH 1 DIAGNOSTIC KIT	
3	05744054	HEI SPARK TESTER	
4	05743201	TECH 1 DIAGNOSTIC SCANNER OPERATOR'S MANUAL	
5	05743202	TEST LEAD	
6	05743203	DC POWER CABLE.	

1996 HUMMER PARTS CATALOG

13-82 ACCESSORIES

FIG./ITEM		PART NUMBER	DESCRIPTION	QTY
			REPAIR KITS	
	— —	05743401	CYLINDER HEAD GASKET KIT, 6.5L	—
*	2-2 15	05744449	•GASKET, cylinder head (Turbo Diesel)	2
	2-5 8	06740266	•SEAL INLET, valve stem	16
	2-10 8	05740183	•GASKET SET, intake main	2
	3-2 1	05740059	•GASKET, fuel injection pump	1
	4-5 2	05743239	•GASKET, water outlet (Non-Turbo Diesel)	1
	4-5 7	05742109	•GASKET, water crossover, (Non-Turbo Diesel)	2
		NPN	•GASKET, engine cooler thermostat housing	
		NPN	•SEAL, fuel injector	
		NPN	•SEAL, exhaust valve stem, oil	
		NPN	•GASKET, water outlet	
	— —	05743399	GASKET AND SEAL KIT	—
	2-3 5	05743226	•PACKING, preformed, crankshaft	2
	2-7 11	05743285	•SEAL, crankcase front cover	1
	4-6 5	05743242	•GASKET, water pump (Diesel)	1
	— —	05743400	OIL PAN KIT	—
	2-8 27	05743235	•SEAL, engine oil pan, rear	1
	— —	05742010	FUEL INJECTION GASKET OVERHAUL KIT	—
	3-4 10	05740674	•WASHER	3
	3-4 13	05740556	•PACKING	1
*	3-4 26	05740072	•GASKET	1
	3-5 5	05740645	•SEAL, throttle shaft	2
	3-5 7	05742636	•SEAL WASHER, throttle shaft	1
	3-5 10	05740643	•PIN, drive	1
	3-5 17	05740653	•SEAL, drain plug, pinston hole	2
	3-5 18	05740599	•SEAL, ring, transfer pump	1
	3-5 31	05740661	•PACKING, head locating screws	1
	3-5 34	05740662	•PACKING, cam advance	1
	3-6 34	05740588	•PACKING, hydraulic head	1
	3-6 40	05740584	•GASKET, timing line cover	1
	— —	05743965	BOLT KIT	—
	3-7 3	NPN	•BOLT, TBI unit	8
	3-7 13	NPN	•BOLT, TPS	2
	3-7 22	NPN	•BOLT, TBI unit	3
		NPN	•BOLT, fuel injector, motor cover	
	— —	05743956	METER KIT	—
	3-7 3	NPN	•BOLT, TBI unit	8
	3-7 6	05743966	•BODY, TBI fuel meter	1
	3-7 7	NPN	•GASKET	1
	3-7 8	NPN	•SEAL, TBI unit	1
	3-7 25	05743958	•REGULATOR, fuel press	1
	3-7 26	NPN	•COVER ASSEMBLY, meter	1
		NPN	•COVER, fuel injector meter	

1996 HUMMER PARTS CATALOG

4-1-96

ACCESSORIES 13-83

FIG./ITEM		PART NUMBER	DESCRIPTION	QTY
REPAIR KITS (Cont'd)				
—	—	05743955	GASKET KIT	—
3-7	4	NPN	•GASKET, TBI unit	1
3-7	7	NPN	•GASKET.	1
3-7	23	NPN	•GASKET, TBI unit	1
		NPN	•SEAL, pressure regulator	
		NPN	•GASKET, fuel injector	
		NPN	•GASKET, throttle body heater	
		NPN	•GASKET, fuel injector	
		NPN	•GASKET, fuel injector outlet	
		NPN	•GASKET, fuel injector fuel feed nut	
		NPN	•GASKET, fuel injector fuel return nut	
		NPN	•SEAL, throttle position sensor	
		NPN	•ADHESIVE, TBI bolt	
—	—	05743964	NUT KIT	—
3-7	9	NPN	•NUT, TBI fuel line	1
3-7	20	NPN	•NUT, TBI unit	1
		NPN	•GASKET, fuel injector feed nut	
		NPN	•GASKET, fuel injector return nut	
—	—	05743967	SEAL KIT.	—
3-7	8	NPN	•SEAL, TBI unit.	1
3-7	10	NPN	•SEAL, TBI unit.	1
3-7	14	NPN	•SEAL, TBI unit.	1
3-7	18	NPN	•SEAL, TBI unit.	1
3-7	19	NPN	•SEAL, TBI unit.	1
3-7	24	NPN	•SEAL, pressure regulator.	1
		NPN	•ADHESIVE, throttle position sensor bolt.	
		NPN	•GASKET, fuel injector	
		NPN	•GASKET, fuel injector outlet	
		NPN	•FILTER, fuel injector	
—	—	05743962	SENSOR KIT.	—
3-7	12	NPN	•SENSOR, TPS	1
3-7	13	NPN	•BOLT, TPS.	2
3-7	14	NPN	•SEAL, TBI unit.	1
—	—	05743963	VALVE KIT	—
3-7	17	NPN	•VALVE ASSEMBLY, idle air control	1
		NPN	•VALVE ASSEMBLY, idle air control	
3-7	18	NPN	•SEAL, TBI unit.	1
		NPN	•GASKET, idle air cleaner valve	

8-15-96

1996 HUMMER PARTS CATALOG

13-84 ACCESSORIES

FIG./ITEM		PART NUMBER	DESCRIPTION	QTY
			REPAIR KITS (Cont'd)	
—	—	06006837	FUEL BUNDLE ASSEMBLY	—
3-16	2	06006839	•FUEL FILTER (Gas)	1
3-16	3	MS 00090725 6	•BOLT, 1/4"-20 x .75" (Gas)	2
3-16	4	MS 00021333 68	•P-CLIP, 5/16" (Gas)	2
3-16	5	MS 00021333 121	•P-CLIP, 3/8 (Gas)	2
3-16	6	NPN	•BRACKET, tube mounting, fuel bundle (Gas)	1
3-16	7	G 02436161	•WASHER, flat, 1/4" (Gas)	3
3-16	8	MS 00051943 31	•NUT, 1/4"-20 (GAS)	3
3-16	9	NPN	•BRACKET, valve and filter mounting (Gas)	1
—	—	05595706	JOURNAL AND BEARING KIT	—
5-19	4	NPN	•BEARING RACE	4
5-19	6	NPN	•RING	4
5-19	7	NPN	•CROSS ASSEMBLY	1
★ 5-19	18	MS 00015001 1	•FITTING, lubrication	1
—	—	05742776	FIXED BOOT PARTS KIT	—
6-4	2	NPN	•CLAMP, race, joint assembly, outer boot	2
6-4	3	NPN	•BOOT, joint assembly	1
6-4	4	05744415	•CLAMP, race, joint assembly	2
—	—	05742775	PLUNGE BOOT PARTS KIT	—
6-4	2	NPN	•CLAMP, race, joint assembly, outer boot	2
6-4	6	NPN	•BOOT, joint assembly, inner	1
—	—	05579445	AXLE PINION BEARING SHIM KIT	—
			(see figure 6-9, items 16)	
—	—	05579453	DIFFERENTIAL BEARING SHIM KIT	—
			(see figure 6-9, items 19)	
—	—	06007128	L.H. FRONT KNUCKLE ASSEMBLY	—
6-10	6	05596253	•WASHER, flat, shield, 1/2"	4
6-10	10	G 00442733	•SCREW, steering cover	4
—	—	06007127	R.H. FRONT KNUCKLE ASSEMBLY	—
6-10	6	05596253	•WASHER, flat, shield, 1/2"	4
6-10	10	G 00442733	•SCREW, steering cover	4
—	—	06007132	L.H. REAR KNUCKLE ASSEMBLY	—
6-10	6	05599210	•WASHER, flat, hardened, shield	2
6-10	7	05598234	•SHIELD, CTIS tube, rear	2
6-10	8	MS 00035338 47	•LOCKWASHER, 7/16"	2
6-10	9	G 00179884	•BOLT, shield	2
6-10	10	MS 00090728 111	•SCREW, steering cover	2
6-10	11	G 02436165	•WASHER, flat, steering cover, 1/2	4

1996 HUMMER PARTS CATALOG

4-1-96

ACCESSORIES 13-85

FIG./ITEM		PART NUMBER	DESCRIPTION	QTY
REPAIR KITS (Cont'd)				
—	—	06007129	R.H. REAR KNUCKLE ASSEMBLY	—
6-10	6	05599210	•WASHER, flat, hardened, shield	2
6-10	7	05598234	•SHIELD, CTIS tube, rear	2
6-10	8	MS 00035338 47	•LOCKWASHER, 7/16"	2
6-10	9	G 00179884	•BOLT, shield	2
6-10	10	MS 00090728 111	•SCREW, steering cover	2
6-10	11	G 02436165	•WASHER, flat, steering cover, 1/2	4
—	—	05579865	SERVICE BRAKE CALIPER BOOT AND SEAL KIT	—
7-3	2	05578797	•SEAL, piston	1
7-3	5	05578800	•DUST BOOT, piston	1
7-4	7	05578797	•SEAL, piston	1
7-4	9	05578800	•BOOT, caliper, piston	1
—	—	05744405	REAR CALIPER RESEAL KIT	—
7-3	4	NPN	•O-RING, thrust screw	1
7-3	6	NPN	•DUST CAP, piston	1
7-3	16	NPN	•O-RING, anti-rotation pin	1
7-3	17	NPN	•O-RING, pin retaining plug	1
—	—	05742771	SERVICE BRAKE PAD KIT (front or rear)	—
7-3	7	NPN	•PAD, disk brake	4
7-4	11	NPN	•PAD, disk brake	4
—	—	05740448	SIDE COVER HOUSING SEAL KIT	—
8-6	2	05740445	•BOLT, cover assembly	4
8-6	4	05740447	•GASKET, housing, cover assembly	1
—	—	05740462	PISTON NUT RACK KIT	—
8-6	2	05740445	•BOLT, cover assembly	4
8-6	10	NPN	•GEAR ASSEMBLY, worm	1
8-6	37	NPN	•RACK, piston nut	1
8-6	38	NPN	•RING, seal, piston rack	1
8-6	39	NPN	•GASKET, piston rack	1
8-6	40	05740461	•PLUG, piston rack	1
8-6	44	NPN	•BALL, bearing, piston rack	12
8-6	45	NPN	•BALL, chrome, 0.28 diameter, piston rack	12
8-6	46	05740468	•GUIDE, ball, piston rack	2
8-6	47	05740467	•STRAP, retaining, piston rack ball guide	1
8-6	48	05740466	•SCREW, retaining strap	2
—	—	05741190	STEERING KIT.	—
8-6	7	NPN	•VALVE ASSEMBLY, steering gear check	1
—	—	05740476	LOWER THRUST BEARING KIT	—
8-6	8	NPN	•THRUST BEARING RACE, lower	2
8-6	9	NPN	•RETAINER and ROLLER	1

4-1-96

1996 HUMMER PARTS CATALOG

13-86 ACCESSORIES

FIG./ITEM		PART NUMBER	DESCRIPTION	QTY
			REPAIR KITS (Cont'd)	
—	—	05741703	ADJUSTER PLUG KIT	—
8-6	12	NPN	•RETAINING RING	1
8-6	13	NPN	•SEAL, shaft	1
8-6	14	05741704	•SEAL, shaft	1
8-6	15	05740483	•BUSHING, sleeve, shaft	1
8-6	16	NPN	•PLUG, adjuster, shaft	1
8-6	17	05740485	•PACKING, preformed, adjuster plug	1
8-6	18	NPN	•RACE, bearing	1
8-6	19	NPN	•RETAINER and ROLLER	1
8-6	20	NPN	•RACE, bearing	1
8-6	21	NPN	•SPACER, bearing	1
8-6	22	NPN	•RETAINER, bearing adjuster plug	1
—	—	05742166	UPPER THRUST BEARING KIT	—
8-6	18	NPN	•RACE, bearing	1
8-6	19	NPN	•RETAINER and ROLLER	1
8-6	20	NPN	•RACE, bearing	1
8-6	21	NPN	•SPACER, bearing	1
8-6	22	NPN	•RETAINER, bearing adjuster plug	1
—	—	05740499	SEAL VALVE RING KIT	—
8-6	23	NPN	•RING, seal, valve body	3
8-6	24	NPN	•PACKING, preformed, valve body	3
8-6	26	NPN	•SEAL, valve spool	1
8-6	29	NPN	•RING, seal, shaft	1
—	—	05740452	PITMAN SHAFT SEAL KIT	—
8-6	32	NPN	•RING, retaining, pitman shaft	1
8-6	33	NPN	•WASHER, seal pitman shaft	2
8-6	34	NPN	•SEAL, pitman shaft	1
8-6	35	05740451	•SEAL, pitman shaft	1
—	—	05740465	SEAL RACK PISTON KIT	—
8-6	38	NPN	•RING, seal, piston rack	1
8-6	39	NPN	•GASKET, piston rack	1
—	—	05740458	SEAL END PLUG KIT	—
8-6	41	NPN	•PACKING, preformed, housing end plug	1
8-6	43	NPN	•RING, retaining, housing end plug	1
—	—	05740470	RECIRCULATING BALL KIT	—
8-6	44	NPN	•BALL, bearing, piston rack	12
8-6	45	NPN	•BALL, chrome 0.28 diameter, piston rack	12
—	—	05741910	STEERING GEAR SIDE COVER KIT	—
8-6	2	05740445	•BOLT, cover assembly	4
8-6	3	NPN	•COVER ASSEMBLY, housing side	1
8-6	4	05740447	•GASKET, housing, cover assembly	1

1996 HUMMER PARTS CATALOG

4-1-96

ACCESSORIES 13-87

FIG./ITEM	PART NUMBER	DESCRIPTION	QTY	
		REPAIR KITS (Cont'd)		
—	—	05742626	PITMAN SHAFT GEAR ASSEMBLY SERVICE KIT	—
8-6	2	05740445	•BOLT, cover assembly	4
8-6	4	05740447	•GASKET, housing, cover assembly	1
8-6	5	NPN	•GEARSHAFT SPUR, pitman shaft.	1
—	—	05741892	ADJUSTER PLUG SEAL KIT	—
8-6	12	NPN	•RETAINING RING	1
8-6	13	NPN	•SEAL, shaft	1
8-6	14	05741704	•SEAL, shaft	1
8-6	17	05740485	•PACKING, preformed, adjuster plug	1
—	—	05742627	GEAR HOUSING ASSEMBLY SERVICE KIT	—
8-6	6	NPN	•HOUSING, steering gear.	1
8-6	7	NPN	•VALVE ASSEMBLY, steering gear check.	1
8-6	32	NPN	•RING, retaining, pitman shaft.	1
8-6	33	NPN	•WASHER, seal, pitman shaft	2
8-6	34	NPN	•SEAL, pitman shaft	1
8-6	35	05740451	•SEAL, pitman shaft	1
8-6	36	05740453	•BEARING, roller, pitman shaft	1
—	—	05742625	STEERING GEAR VALVE ASSEMBLY KIT	—
8-6	23	NPN	•RING, seal, valve body	3
8-6	24	NPN	•PACKING, preformed, valve.	3
8-6	25	NPN	•VALVE BODY, steering	1
8-6	26	NPN	•SEAL, valve spool.	1
8-6	27	NPN	•VALVE SPOOL, direct, shaft.	1
8-6	28	NPN	•SHAFT, steering column	1
8-6	29	NPN	•RING, seal, shaft.	1
—	—	05744376	WINCH KIT	—
9-9	1	05935666 B2	•BUMPER, front, with winch	1
9-9	2	12342388 B2	•FRAME EXTENSION, front bumper, R.H.	1
9-9	2	12342387 BW	•FRAME EXTENSION, front bumper, L.H.	1
9-9	3	G 02436165	•WASHER, flat, front bumper, 1/2"	18
9-9	4	MS 00051943 39	•LOCKNUT, front bumper, 1/2"-13	8
9-9	5	G 09427321	•BOLT, brace assembly, 5/8"-16 x 1.0"	4
9-9	6	G 02436163	•WASHER, flat, brace assembly, 3/8"	8
9-9	7	12342389	•BRACE ASSEMBLY, L.H.	1
9-9	7	12342389	•BRACE ASSEMBLY, R.H.	1
9-9	8	MS 00051943 35	•NUT, brace assembly, 3/8"-16.	4
9-9	16	MS 00090728 113	•BOLT, frame extension, 1/2"-13 x 1/5"	6
—	—	06001766	LOCK CYLINDER KIT.	—
10-20	19	NPN	•LOCK CYLINDER, L.H.	1
10-20	19	NPN	•LOCK CYLINDER, R.H.	1

4-1-96

1996 HUMMER PARTS CATALOG

13-88 ACCESSORIES

FIG./ITEM		PART NUMBER	DESCRIPTION	QTY
			REPAIR KITS (Cont'd)	
—	—	06007147	DEFROST DUCT KIT	—
11-10	1	05744258	•HOSE, demist, 3/4" x 18"	2
11-10	2	05744207	•DUCT, passenger side	1
11-10	3	05744206	•DUCT, center	1
11-10	4	05744205	•DUCT, driver's side	1
11-10	8	05744209	•ADAPTER, duct, 2 1/2", oval	1
11-10	10	05744208	•DUCT, driver's heat	1
—	—	05740963	TERMINAL STUD PACKAGE	—
12-4	45	NPN	•BUSHING	1
12-4	46	NPN	•WASHER, neoprene	1
12-4	47	NPN	•WASHER, insulating	1
12-4	48	NPN	•WASHER, cap	1
12-4	49	NPN	•WASHER, plain	1
12-4	50	NPN	•LOCKWASHER	4
12-4	51	NPN	•NUT	1
12-4	52	NPN	•NUT	4
12-4	53	NPN	•WASHER, insulating	1
12-4	54	NPN	•WASHER, plain	1
12-4	55	NPN	•STUD, terminal	1
12-4	60	NPN	•STUD, terminal	1
12-4	66	NPN	•STUD, terminal	1
12-4	67	NPN	•WASHER, insulating	1
12-4	68	NPN	•BUSHING, insulating	1
12-4	69	NPN	•WASHER, neoprene	1
12-4	70	NPN	•WASHER, insulating	1
12-4	71	NPN	•WASHER, cap	1
12-4	72	NPN	•WASHER, plain	1
12-4	73	NPN	•NUT	1
12-4	74	NPN	•LOCKWASHER	2
12-4	75	NPN	•NUT	3
—	—	05741167	BEARING AND OIL RETAINER PACKAGE	—
12-4	5	NPN	•SCREW	3
12-4	78	NPN	•OIL RETAINER, felt	1
12-4	79	NPN	•BEARING, bronze	1
—	—	05741171	THRUST WASHER PACKAGE	—
12-4	1	NPN	•WASHER, flat	1
12-4	7	NPN	•SPACER, starter clutch	1
12-4	39	NPN	•THRUST WASHER	1
12-4	40	NPN	•THRUST WASHER	8
12-4	—	05741173	PINION STOP AND LOCK RING PACKAGE	—
12-4	10	NPN	•PINION STOP	1
12-4	11	NPN	•SNAP RING	1

1996 HUMMER PARTS CATALOG

4-1-96

ACCESSORIES 13-89

FIG./ITEM		PART NUMBER	DESCRIPTION	QTY
REPAIR KITS (Cont'd)				
—	—	05929757	CORE CONTACT END PARTS PACKAGE	—
—	—	NPN	•NUT	1
12-4	34	NPN	•WASHER	1
12-4	35	NPN	•CONTACT	1
12-4	36	NPN	•SPRING	1
12-4	37	NPN	•WASHER	1
—	—	05929744	YOKE ADJUSTING PARTS PACKAGE	—
12-4	13	NPN	•PIN	2
12-4	14	NPN	•PLUG	1
12-4	15	NPN	•GASKET	2
12-4	16	NPN	•PLUG	2
12-4	22	NPN	•NUT	2
—	—	05929758	CORE YOKE END PARTS PACKAGE	—
12-4	23	NPN	•SNAP RING	1
12-4	24	NPN	•RETAINER	1
12-4	25	NPN	•SPRING	1
12-4	26	NPN	•RETAINER	1
12-4	27	NPN	•BOOT, moving core	1
12-4	28	NPN	•WASHER	1
—	—	05741168	GASKET PACKAGE, C.E. and D.E. head	—
12-4	41	NPN	•GASKET	2
—	—	05740964	GASKET PACKAGE, intermediate bearing	—
12-4	6	NPN	•GASKET	1
—	—	05929755	MULTI-PAC	—
12-4	32	NPN	•GASKET	1
—	—	05740922	MOUNTING SCREW PACKAGE	—
12-4	19	NPN	•SCREW	7
12-4	59	NPN	•SCREW	4
12-4	80	NPN	•SCREW, solenoid	4

4-1-96

1996 HUMMER PARTS CATALOG

13-90 ACCESSORIES

FIG./ITEM		PART NUMBER	DESCRIPTION	QTY
			REPAIR KITS (Cont'd)	
—	—	05939341	TRAILER TOWING KIT	—
12-30	2	05939305	•TRAILER JUMPER HARNESS ASSEMBLY	1
12-30	6	05939703	•HARNESS ASSEMBLY, trailer plug and cable	1
13-14	1	05710215	EXTERNAL TUBELESS TIRE REPAIR KIT	—
13-14	2	05741542	•TOOLBOX	1
13-14	3	05742537	•FLUID, chemical vulcanizing (1/2 pint)	1
13-14	4	05742538	•PLUG, large.	15
13-14	5	05742539	•PLUG, small.	30
13-14	6	05742540	•RASP	2
13-14	7	05742541	TOOL, plug insert	2
13-15	1	05710216	INTERNAL TUBELESS TIRE REPAIR KIT	—
13-15	2	05713347	•TOOLBOX	1
13-15	3	05713351	•CLEANER (32 ounce)	1
13-15	4	05742539	•PLUG, small.	15
13-15	5	05742540	•RASP	1
13-15	6	05713341	•PATCH (R-20)	20
13-15	7	05714148	•GAUGE, tire pressure.	1
13-15	8	05713340	STITCHER, patch roll	1
13-15	9	05714149	•CAP, valve stem	20
13-15	10	05713343	•CEMENT (8 ounce)	2
13-15	11	05714147	•PENCIL, yellow chalk.	2
13-15	12	05713339	•PATCH (R-12)	20
13-15	13	05742541	•TOOL, plug insert	1
13-15	14	05742538	•PLUG, large.	15
13-15		05713342	•SCRAPER (not illustrated)	1

1996 HUMMER PARTS CATALOG

12-31-96

ACCESSORIES 13-91

ITEM	PART NUMBER	DESCRIPTION	QTY
		BULK MATERIALS	
1	CP R 104420 2	TUBING, nylon, 0.375 O.D.	A/R
2	CP R 104420 3	TUBING, nylon, 0.5 O.D.	A/R
3	CP R 104420 6	TUBING, nylon, 0.125 O.D.	A/R
4	MA207 22 206	TUBING, nylon.	A/R
5	M13466/1 11	ELECTRICAL WIRE, 4 GAUGE.	A/R
6	05740928	HOSE, rubber, 100 foot roll	A/R
7	05740929	HOSE, nonmetallic, 5/8 inch x 50 feet	A/R
8	05741064	HOSE, 50 feet	A/R
9	05741067	HOSE, nonmetallic, 0.625 O.D. x 0.375 I.D. 25 feet	A/R
10	05741068	HOSE, nonmetallic, 0.50 O.D. x 0.25 I.D. 25 feet	A/R
11	05741079	TUBE, nylon, 0.25 O.D. x 18 I.D.	A/R
12	05741163	HOSE, 0.25 inch, 25 feet	A/R
13	05741209	HOSE, 0.625 O.D. x 0.375 I.D., 25 feet	A/R
14	05741210	HOSE, 0.5 O.D. x 0.25 I.D., 50 feet	A/R
15	05741211	HOSE, 0.375 O.D. x 187 I.D. 50 feet.	A/R
16	05741214	EDGE PROTECTOR, 0.375 X 0.281 inch, 80 feet.	A/R
17	05743169	HOSE, 3/8 inch x 4 feet	A/R
18	05743542	HOSE, 2 inch x 50 feet	A/R
* 19	06006447	SEAL, 10 feet	A/R
20	06001808	SEAL, 12 feet	A/R
* 21	06000871	SEAL, body, 500".	A/R
* 22	05569255	TIRE CHAIN ASSEMBLY	1

8-15-96

1996 HUMMER PARTS CATALOG**13-92 ACCESSORIES**

ITEM	PART NUMBER	DESCRIPTION	QTY
		COMMERCIAL MANUALS	
	05714134	OWNERS MANUAL	1993
	05714154	OWNERS MANUAL	1994
	05744168	OWNERS MANUAL KIT *	1995
	05714158	OWNERS MANUAL	1995
	05714158 G	OWNERS MANUAL, GASOLINE	1995
	05744368	OWNERS MANUAL, CANADIAN SUPPLEMENT	1995
	05744369	OWNERS MANUAL, G.C.C SUPPLEMENT	1995
	05744380	OWNERS MANUAL	1996
	05714155	PARTS MANUAL	1994
	05714159	PARTS MANUAL	1995
	05714159 G	PARTS MANUAL, GASOLINE	1995
	05744381	PARTS MANUAL	1996
	05714156	SERVICE MANUAL	1994
	05714160	SERVICE MANUAL	1995
	05714160 G	SERVICE MANUAL, GASOLINE	1995
	05744382	SERVICE MANUAL	1996
	05744383	FLAT RATE MANUAL	1992/1996
	05744113	POLICIES AND PROCEDURES MANUAL	1995/1996
	05714162	SPECIAL EQUIPMENT APPLICATION GUIDE	1995
	05744522	SPECIAL EQUIPMENT APPLICATION GUIDE	1996
	NPN	TECHNICAL HIGHLIGHTS	1994
	05744523	TECHNICAL HIGHLIGHTS	1996
		*Kit includes 05714158, 05714158 G, and a zippered case.	

1996 HUMMER PARTS CATALOG

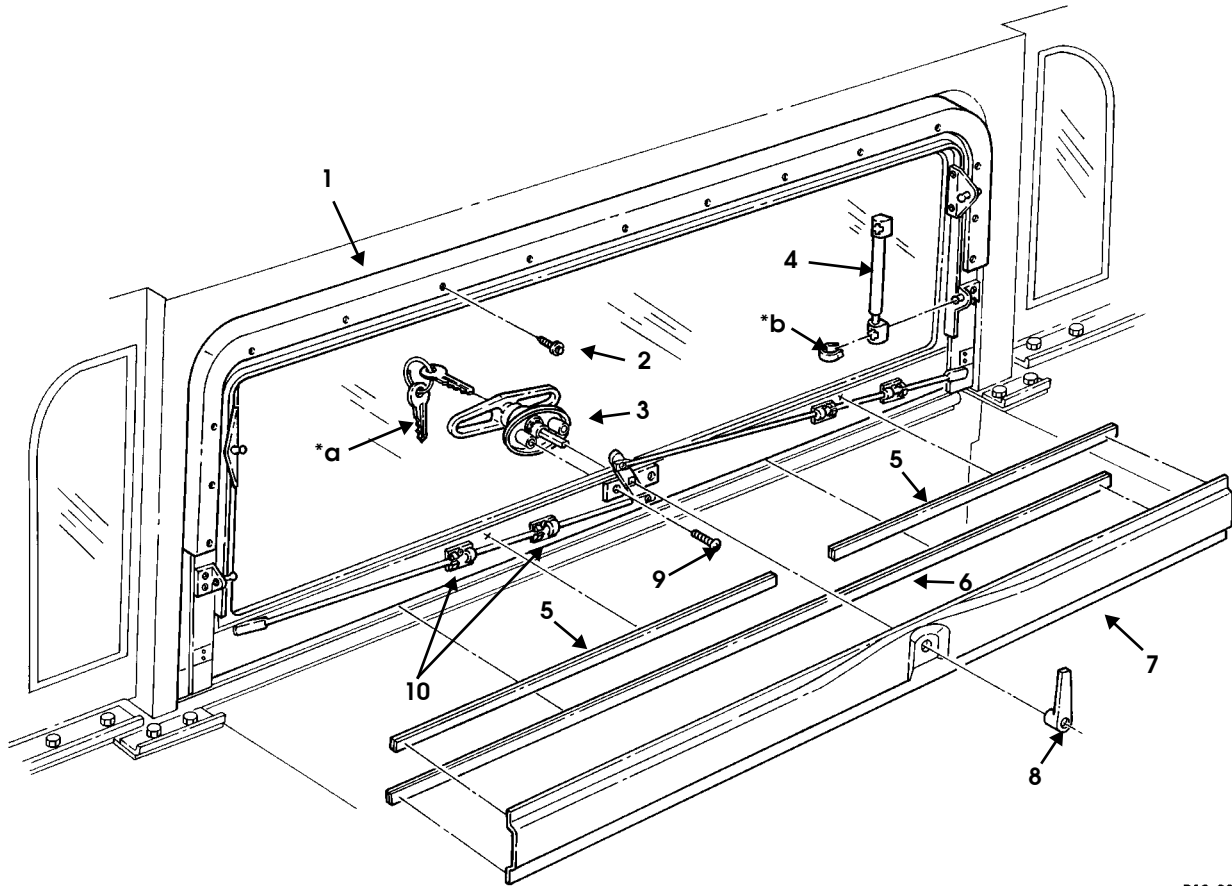
8-15-96

ACCESSORIES 13-93

COLOR DESCRIPTION	AMG CODE	PPG CODE	NCP CODE	PPG PRIMER	AMG TOUCH UP	AMG TOUCHUP
					2 oz. bottle	12 oz. spray
TAN S/GLOSS	T4	N/A	N5033A	DP90	N/A	N/A
RED S/GLOSS	R1	N/A	N5382A	DP90	N/A	N/A
WHITE S/GLOSS	W1	N/A	N5474A	DP90	N/A	N/A
BLACK S/GLOSS	B5	N/A	N5476A	DP90	N/A	N/A
WHITE GLOSS	W8	DCC-8378	N5611A	DP90	05744357	05744358
BLACK GLOSS	B9	DCC-9000	N/A	DP90	05744182	05744181
TAN GLOSS	T11	DCC-101794	N5316A	DP90	05744184	05744183
GREEN METALLIC	G10	DCC-4215	N/A	DP90	05744186	05744185
RED GLOSS	R7	DCC-4679	N/A	DP90	05744188	05744187
PLUM (DK CHERRY)	P13	DCC-4465	N/A	DP90	05744190	05744189
BURGUNDY MET. '96	P17	DCC-52164	N/A	DP90	05744541	05744542
BLUE GLOSS	L12	DCC-4251	N/A	DP90	05744193	05744192
BLUE METALLIC '96	L16	DCC-19793	N/A	DP90	05744539	05744540
SILVER METALLIC	S15	DCC-4494	N/A	DP50	05744359	05744360
BRIGHT WHITE	W14	DCC-4185	N/A	DP50	05744366	05744367
383 GREEN, CARC	M	N/A	N1433A	DP90	N/A	N/A
BLK S/G, ACCENT	B2	N/A	N5241A	DP90	N/A	N/A

NOTE: All paints listed above can be used with PPG Top coat Enhancer Code Dx84. Top coat Catalysts are as follows: PPG Code DU6, NCP Code N1433B. PPG Primer Catalyst is code DP402. All listed paints can use PPG reducer, Code DT870.

13-94 ACCESSORIES



P10-029

Figure 13-41. Station Wagon Liftgate Assembly and Mounting Hardware.

1996 HUMMER PARTS CATALOG

8-15-96

ACCESSORIES 13-95

ITEM	PART NUMBER	DESCRIPTION	QTY
		Figure 13-41 STATION WAGON LIFTGATE ASSEMBLY AND MOUNTING HARDWARE	
1	06000980	LIFTGATE ASSEMBLY HMCS	1
1	06003525	LIFTGATE ASSEMBLY, tinted glass HMCS	1
1	06003533	LIFTGATE ASSEMBLY, deep tinted glass HMCS	1
2	06001285	SCREW, lifthatch clamping ring HMCS	17
3	05743150	T-HANDLE HMCS	1
4	05743151	GAS SPRING HMCS	2
5	06001847	VELCRO, rear trim mounting, 18.38-inch HMCS	2
6	06001848	VELCRO, rear trim mounting, 48.76-inch HMCS	1
7	06001830	COVER, liftgate lock linkage HMCS	1
8	05743152	L-HANDLE HMCS	1
9	05743153	SCREW HMCS	2
10	05744074	LOCK BAR GUIDE BRACKET HMCS	4

